



K604

K4

MYCOLOGICAL

GLOSSARY

OR AID TO THE STUDY OF

MUSHROOMS

PRICE TWENTY-FIVE CENTS

W. A. KELLERMAN

Columbus, O.

1905

THIS GLOSSARY

was printed in successive numbers of the Mycological Bulletin, beginning Jan. 1, 1905. Only the common and more difficult terms used in Mycology are included. Some illustrations are appended, but all the figures published in the Mycological Bulletin are offered in illustration. That illustrated semi-monthly publication is recommended to all. The price per year is 25 cents.

MYCOLOGICAL GLOSSARY

- Abbreviations:* *nov. gen.* (or *n. g.*), new genus; *n. sp.*, new species; the Greek letter μ , micron or one-thousandth of a millimeter; 2-5x6-9" means 2 to 5 by 6 to 9 "lines" or twelfths of an inch.
- Aber'rant:* departing somewhat from the usual form or type.
- Abstric'tion:* separation by constriction near the end as in *conidia*.
- Acer'vuli:* tufts of hyphae bearing spores.
- Acetab'uliform:* shape of a shallow bowl.
- Acic'ular:* needle-shaped, like pine leaves.
- Acrog'eous:* produced at the top.
- Acrop'etal:* developing from base toward apex.
- Acu'late:* with slender point.
- Acuminate:* having a long-drawn-out point.
- Adnate:* growing fast to; the gills attached to the stem as in the Fig.
- Adnexed:* said of gills when attached slightly or by the upper angle only.
- Aecid'ial spores:* those produced in the *Aecidium*.
- Aecid'ium:* the first fruiting stage of the Rusts, as the Violet *Aecidium*, etc.
- Aethal'ium:* fruiting plasmodium-like mass covered with a cortex in case of some of the Slime-moulds.
- Ag'aric:* a gill-bearing mushroom.
- Agar'icoid:* like an Agaric, or mushroom-like.
- Allan'toid:* narrowly-oblong or sausage shaped.
- Allia'ceous:* with odor of onions.
- Aluta'ceous:* of pale brown color, like leather.
- Amor'phous:* without definite form.
- Amphig'eous:* produced on both sides or all around.
- Amyla'ceous:* starchy. like or containing starch.
- Am'yllum:* starch.
- Analogy:* resemblance in function and perhaps in external form, but fundamentally different in structure or origin, see *morphology*.
- Anas'tomose:* to run together irregularly or netlike.
- An'nulus:* the ring on the stem, see mushroom for illustration.
- Anterior:* said of the end of the lamella next to the margin.
- Apic'ulate:* having a short, abrupt point.
- Apic'ulus:* a short abrupt point.
- Apoth'e'cium:* used in connection with the Ascomycetes where the fructification is more or less cup-shaped and having the hymenium (fruiting surface) on its concave surface; ascuma.
- Appendic'ulate:* with an appendage, or hanging in small fragments.
- Ap'planate:* flattened out or horizontally expanded.
- Appressed:* applied closely to the surface or to each other.
- Approximate:* said of gills which do not quite reach the stem.
- Aqueous:* may be watery, or merely lacking color, that is, hyaline.
- Arach'noid:* like a cobweb, as is the veil in some mushrooms.
- Are'olate:* divided into little patches or areas.
- Argilla'ceous:* resembling clay.
- Ascending:* said of lamellae in a conical pileus; said of the partial veil in its young stage when its marginal attachment is below its stem attachment.
- Ascig'erous:* bearing asci.
- As'cocarp:* the spore cap or fructification in *Ascomycetes*.
- Asco'ma:* the *apothecium* or fruiting body in Lichens, Pezizae, etc.
- Ascomy'cetes:* the group of fungi whose spores are borne in asci.
- As'cospores:* the spores borne in an ascus.
- As'cus* (pl. *os'ci*): a cell in which spores are borne.
- As'tomous:* without an aperture or mouth.
- Atten'uate:* gradually narrowed.
- Aurantia'ceous:* orange colored.
- Au'reus:* golden; yellow with a tinge of red.
- Auric'ulate:* ear shaped.
- Auton'omous:* said of plants that are complete in themselves and not a part only of the life cycle.

55406

QK604
K4

Library
N. C. State College

- Bad'ious*: bay, chestnut color, or reddish brown.
Basidiomce'tes: the group of fungi that have spores borne on a basidium.
Basid'iospore: spores borne on a basidium.
Basid'ium (pl. *basidia*): an enlarged cell on which are borne spores.
Basip'etal: proceeding toward the base.
Bay: a rich dark reddish chestnut.
Biloc'ular: having two cavities.
Biog'enous: growing on living plants or animals.
Booted: said of a mushroom stem when encased in a sheath.
Boss: an umbo, or short rounded protuberance.
Byssa'ceous or *byssoid*: of fine filaments or byssus.
Bys'sus: a fine filamentous mass.
Caes'pitose: growing in tufts or clumps.
Campan'ulate: bell shaped.
Can'cellate: latticed.
Canes'cent: having whitish or hoary pubescence.
Cap: pileus of mushrooms.
Capill'i'tium: capillary threads mixed with the spores in case of some species.
Carbona'ceous: rigid, black and brittle.
Car'inate: with a keel or longitudinal line.
Car'neous: flesh color.
Car'nose: flesh color
Castan'cus: chestnut color.
Cau'date: having a slender or tail-like appendage.
Caulic'ulous: growing on herbaceous or woody stems.
Cell: the minute living mass of protoplasm which is the unit of structure in organisms. The vegetable cell has a cell-wall in case of mushrooms and common plants.
Cellular: composed of cells.
Cellulose: the chemical substance (a carbohydrate) of which the vegetable cell-wall is composed.
Cera'ceous: like wax.
Cere'briform: brain-shaped.
Ces'pitose: growing in tufts or clumps.
Chartaceous: like paper.
Chlam'ydospores: resting spores in rows formed by the breaking up of a hypha into bead-like cells.
Cil'ia (plural of *cilium*): marginal hairs or hair-like projections.
Cil'iate: with cilia.
Cine'reous: light bluish-gray, or ash-gray.
Circumscis'sile: breaking at or near the middle on equatorial line.
Clath'rate: latticed.
Clav'ate or *Clav'iform*: club-shaped, thickened toward top.
Cluster-cups: the first stage (*Aecidium*) of the Rusts.
Colloid: like glue or jelly, not crystalline.
Columcl'la: a stalk extended into or through a spore case
Comate, comose, comous: with a tuft of silky hairs, or hairy.
Complanate: flattened to a level surface above and below.
Concatenate: linked together in a chain.
Conceptacle: a closed spore-receptacle.
Concolorous: of a uniform color.
Concrescent: growing together.
Concrete: grown together.
Confer'void: loose and filamentous, like the alga *Conferva*.
Conid'ia: plural of *conidium*.
Conid'ial: pertaining to conidia.
Conidiif'erous: bearing conidia.
Conid'iophore: a hypha bearing conidia.
Conid'ium: a spore (non-sexual) arising singly or in chains from the ends of a hypha or hyphal branches.
Con'text: texture, substance.
Continuous: non-septate, applied to hyphae or spores that have no septa.

- Coriaceous*: of a leathery texture.
Corneous: of a horny texture.
Cortex: outer, rind-like layer.
Corticular: pertaining to or with a cortex.
Corti'na: the web-like veil of the genus *Cortinarius*.
Cortinate: with a *cortina*.
Cos'tate: with a ridge or ridges.
Crateriform: saucer-shaped, basin or crater-shaped.
Cre'nate: notched, indented or scalloped at the edge.
Creta'ceous: chalky or the color of chalk.
Crib'rate: sieve-like, or with small holes.
Cri'nite: with a tuft of long weak hairs.
Cris'tate: crested.
Crusta'ceous: of hard and brittle texture.
Cryp'togam: an old name for the "lower plants" or all those not included in the *spermatophytes* or flowering plants.
Cu'neate: wedge-shaped.
Cus'pidate: with a cusp or sharp point.
Cu'ticle: distinct skin-like layer or epidermis.
Cyath'iform: cup-shaped, slightly widened at top.
Cym'biform: boat-shaped.
Cyst: a bladder-like cell or cavity.
Cystidium (pl. *cytidia*): sterile cells of the *hymenium*, usually bladder-like, and different from the *basidia*.
Decur'rent: said of gills that are prolonged down the stem.
Deliques'cent: melting down, becoming liquid at maturity.
Den'droid: shaped like a tree.
Den'tate: toothed.
Dentic'ulate: with small teeth.
Descending: applied to the veil in a young stage when its marginal attachment is below its stem attachment.
Diagno'sis: a technical description.
Diaph'anus: transparent or permitting passage of light.
Dichot'omous: regularly forked into two.
Dic'tyoid: the same as muriform.
Did'y'mous: of two equal parts.
Dif'fluent: dissolving into a fluid, as of the gills.
Dif'form: not uniform.
Dimid'iate: halved, as a semi-circular sessile pileus attached to the plane edge; or a perithecium with the lower half wanting.
Dimorph'ic: existing in two forms.
Disc (*disk*): the hymenial surface, usually cup-shaped, of the *Discomycetes*.
Discomyc'etes: the *Ascomycetes* with hymenium exposed.
Dis'crete: distinct, not united.
Divar'icate: diverging widely.
Eben'eous: ebony black.
Ebur'ncous: ivory white.
Eccentric: excentric, as stem not attached at center of pileus.
Ech'inate: with stiff bristles.
Echin'ulate: with minute processes.
Effused: spread over and without regular form.
Egg: applied to the young mushroom before the volva has ruptured in *Phalloids*, *Amanitas*, etc.
Egu'tulate: without guttae or guttulae.
Emar'ginate: with a notch; gills may be emarginate or with a sinus or notch near the stem.
Endoperid'ium: an inner layer of the peridium.
En'dospore: the inner coat or wall of a spore.
Entomog'enus: growing from insects.
Epider'mis: a distinct outer layer.
Epig'enus: growing on the surface of a plant
Epigae'us: growing on the ground.

- Epiphyllus*: growing on the upper side of the leaf.
Epispore: the inner coat or wall of a spore.
Epithecium: the layer sometimes formed on a hymenium by the union of the tips of paraphyses above the asci.
Epixylous: growing on wood.
Erum'pent: breaking through the epidermis or through the surface of the matrix.
Excentric: out of the center; as stem not attached to center of pileus.
Excipulum: outer layer of an *Apothecium*.
Exoperidium: outer layer of the peridium.
Exospore: the outer coat or wall of a spore.
Explanate: flattened, expanded.
Exserted: projecting; standing out.
Exsiccated: dried specimens; sets of specimens.
Facultative-parasite: a fungus normally saprophytic but which may live for a time or a part of its life cycle as a parasite.
Facultative-saprophyte: a fungus normally parasitic but which may live for a time or a part of its life cycle as a saprophyte.
Fal'cate: hooked or curved like a scythe.
Farina'ceous: mealy.
Farinose: covered with a white mealy powder.
Ferru'ginous: rust-red.
Filiform: thread-like.
Fim'briate: fringed.
Fistul'ose: with stem hollow, or becoming hollow.
Flab'ellate: fan-shaped.
Label'liform: fan-shaped.
Flac'cid: soft and flabby.
Flaves'cent: turning yellow or yellowish.
Floc'cose: woolly, with woolly locks or flocci.
Floc'culose: minutely fuc'cose.
Fo'veate: with pits on depressions.
Fove'olate: with small pits.
Free: said of gills not attached to the stem.
Fri'able: easily crumbling.
Fuga'ccous: falling or fading early, disappearing.
Fuligin'eous, fulig'inous: sooty-brown or dark smoke color.
Ful'vous: tawny, yellowish-brown tint.
Fungus (pl. *fungi*): mushrooms and other "low" plants that are of simple structure, destitute of chlorophyll and consequently must live as parasites or saprophytes.
Furfura'ccous: with brown scales.
Fus'cous: dingy, brownish, or brown tinged with gray.
Fu'siform: spindle-shaped.
Fusoid: like a spindle; fusiform.
Gasteromyce'tes: those *Basidiomycetes* in which the hymenium is enclosed in a sack-like envelope, as the Puffballs.
Ge'nus: a group of closely related species.
Gib'bous: swollen at one point.
Gills: the *lamellae* or plates in an Agaric on which the basidiospores are borne.
Glab'rous: smooth, devoid of pubescence or hairiness.
Glau'cous: with a whitish waxy bloom.
Gle'ba: in *Gasteromycetes* the spore-bearing cavernous tissue, as the Puffballs and Phalloids.
Gonid'ium: same as *Conidium*, but formerly used only for the green bodies (algae) in the tissue of Lichens.
Grega'rious: said of Mushrooms not solitary, but many in a locality growing together, yet not caespitose.
Gut'ta (pl. *guttac*): drops or included oil-globules.
Gut'tate: with tear-like drops or guttac.
Gut'tula (pl. *guttulae*): small drops or minute included oil-globules.
Gut'tulate: with guttulae.

- Gymnocarpous*: with exposed hymenium at maturity.
Gyrate, gyrose: wavy folds or like the brain convolutions.
Habitat: the natural place of growth of a plant.
Haustorium (pl. *haustoria*): a special branch of a hypha or projection that acts as a sucker and holdfast for a parasitic fungus.
Heteroecism: living on more than one host during the life-cycle; for example one Wheat Rust has its first stage on Barberry leaves.
Hirsute: with stiff hairs.
Host: the plant or animal on which a parasitic fungus grows.
Homologous: said of parts having fundamental likeness in structure or of corresponding origin; analogy refers to similarity merely in function; homology takes into account only structure and origin.
Hyaline: transparent, clear like glass.
Hygroscopic: readily absorbing water.
Hygrophanous: watery appearance when moist, but opaque when dry.
Hygroscopic: absorbing moisture from the air.
Hymenium: the fruit-bearing (spore-bearing) surface.
Hymenomyces: those Basidiomycetous fungi which have the hymenium exposed.
Hymenophore: the portion which bears the hymenium.
Hypha (pl. *hyphae*): one of the elongated cells or filaments of which the fungus is composed.
Hyphal: pertaining to a hypha.
Hyphomycetes: the "imperfect fungi" whose conidia are borne on superficial often floccose hyphae, pycnidia absent.
Hypocrateriform: of the form of a cylindrical cup with outwardly turned margin; salver-form.
Hypogaeous: below the surface of the ground.
Hypogcnous: growing on the under side.
Hypophyllous: growing on the under side of a leaf.
Hypothallus: a membranous or fleshy base to perithecia or sporangia.
Hypothecium: the hyphal layer beneath the hymenium.
Hysterioid: elongate boat-shaped, like one of the group of *Hysteriaceae*.
Imbricate: overlapping like shingles.
Imperfect fungi: those fruiting stages of fungi which precede the form that represents the final stage in the life-cycle of the species.
Incarinate: flesh-colored.
Indehiscent: not opening at maturity as an indehiscent peridium.
Indusium: in Phalloids it is the veil beneath the pileus.
Inferior: as the ring of an Agaric far down on the stem.
Infundibuliform: funnel-shaped.
Innate: within or blending with the substance of a part.
Insititious: inserted.
Intercalary: inserted between.
Intercellular: between cells.
Intracellular: within the cell.
Intumescent: becoming swollen.
Invaginated: sheathed.
Involute: rolled inwards.
Isabelle: color of sole leather, brownish yellow.
Laccate: varnished or coated as with ceiling wax.
Lacerate: irregularly torn.
Laciniate: cut into many lobes or threads.
Lactescent: with milky juice.
Lacuna: a pit or cavity.
Lacunose: pitted.
Lamella (pl. *lamellae*): gill of a mushroom bearing the hymenium.
Lanate: woolly.
Lateritious: of brick color.
Laticif: milky juice of plants.
Laticiferous: bearing latex.
Lax: not compact, flaccid.
Lepidote: scurfy with minute scales.

- Leucospor'ae*: the group of Agarics that have white spores.
- Lev'igate*: with a polished surface.
- Lig'natile*: growing on wood.
- Ligneous*: growing on wood.
- Lig'ulate*: flattened and strap-like.
- Liv'id*: bluish-black, color of a flesh bruise.
- Loc'ular*: divided into cavities; as trilocular, three cavities.
- Lu'men*: cavity; cavity formed by cell wall.
- Lu'rid*: color between purple, yellow and gray; dirty brown.
- Lu'teous*: yellowish; buff-like or clay color.
- Lutes'cent*: yellowish; becoming luteous.
- Mac'ulate*: spotted.
- Mam'miform*: breast-like; teat-like.
- Marginal veil*: in Agarics the veil extending from margin of pileus to stem.
- Ma'rix*: the substance on which or in which a fungus grows.
- Me'dial*: as of an annulus when at the middle of the stem.
- Medul'la*: inner substance extending to the cortical portion.
- Melanospo'rae*: the black-spored Agarics.
- Meris'moid*: like *Merisma*, that is, a pileus divided into many small pili.
- Mes'opod*: a plant having a central stem.
- Mica'ceous*: covered with glistening scales.
- Mic'ron* (pl. *micra* or *microns*): the μ or one-thousandth of a millimeter; it is nearly .00004 of an inch.
- Millimeter*: the thousandth of a meter, and a thousand micra, or μ , nearly one twenty-fifth of an inch.
- Min'iate*: vivid red or vermillion color.
- Mit'rate*, *Mitri'form*: bonnet-shaped, mitre-shaped.
- Mold*, *mould*: may refer to fine organic earth as leaf-mold, or to the common fungi on foods, etc., as *Penicillium*, *Mucor*, etc.
- Monil'iform*: like a string of beads.
- Morphol'ogy*: this as contrasted with *Physiology* (which deals with function) refers to structure of parts, particularly their interpretation as based on their origin and development.
- Mucc'dinous*: resembling the mildews or moulds.
- Mu'cro*: a short abrupt point.
- Mu'cronate*: with a short abrupt point.
- Multipar'tite*: divided into many parts.
- Multise'p'tate*: having many partitions or septa.
- Mur'icate*: covered with short hard points.
- Muric'ulate*: finely muricate.
- Mu'riform*: descriptive of spores that have septa at right angles to each other, or like bricks in a wall.
- Mu'rine* or *murinous*: mouse-colored.
- Mushroom*: a word used for all the conspicuous higher fungi; the term is not properly confined to the edible toadstools.
- Myc-* (*mycet-* or *myco-*): is a prefix meaning fungus.
- Mycel'ium*: the mass of hyphae or threads (elongated cells) of which the tissue of fungi is composed, especially the visible mat of hyphae of the moulds, etc.
- Myce'lioid*: like mycelium.
- Mycol'ogy*: the division of botany which treats of fungi.
- Mycol'ogist*: one versed in mycology.
- Mycoph'agist*: one who eats fungi.
- Ni'tid*, *nitidous*: shining, polished.
- Niv'eous*: snow-white.
- Nu'cleus*: the central dense and very complex part of the protoplasm.
- Obligate-parasite*: one that can grow only as a parasite; see *Facultative-parasite*.
- Obligate-saprophyte*: one that can grow only as a saprophyte; see *Facultative-saprophyte*.
- Ochrospor'ae*: the Agarics that have ocher-colored or brownish spores.
- Oö'spore*: a spore resulting from the act of fecundation, usually a resting-spore; egg-spore.

- Oper'culate*: with an operculum or lid.
Oper'culum: lid of a spore-case.
Os'tiolate: with an ostiolum.
Os'tiole, os'tiolum: orifice for exit of spores; mouth of perithecium.
Pall'id: pale or of an undecided color.
Papil'lose: with minute rounded projections.
Paraph'ysate: with paraphyses.
Paraph'yses: slender cells, often clavate, etc., mixed with the asci, and are apparently sterile asci.
Par'asite: a plant that receives its nourishment direct from living plants or animals to which it is attached.
Pari'etal: pertaining to or on the wall.
Partial veil: in Agarics the veil reaching only from the margin of the pileus to the stem.
Patel'late: shape of a dish or pan (patella).
Patel'liform: shape of the patella or pan.
Pec'cinate: with teeth like a comb.
Pell'icle: a very thin skin or cuticle.
Pellu'cid: translucent.
Peridio'lum: a secondary or interior peridium.
Perid'ium: the outer coat of a sporophore, as the covering in case of Puffballs, Geasters, etc.
Perithe'cium (pl. *perithecia*): a globular or otherwise-shaped receptacle in which asci (and ascospores) are produced; it may be closed or open above; ascocarp, etc.
Per'ionate: sheathed.
Pesi'zoid: cup-shaped or resembling a Peziza.
Phycomyce'tes: The Algal-fungi, as Grape Mildew (*Peronospora*), etc.
Pil'cate: having a cap or pileus.
Pil'leus: the cap-like or umbrella-like portion of an Agaric or other mushrooms; the pileus with the stem supporting it is the sporophore or so-called fructification.
Pilif'erous: covered with soft hairs.
Placen'tiform: shape of a circular disk depressed above and below in the middle.
Plasmo'dium: the motile protoplasmic mass representing the vegetative stage of the slime-moulds.
Pl'cate: folded like a fan.
Plum'beous: lead-color, bluish-gray.
Poculiform: cup-shaped.
Pore: in the Pyrenomycetes same as ostiole or ostiolum.
Porrect: stretched horizontally.
Posterior: in case of the gills of the Agarics, denotes the point next to the stem; that is, the posterior end is that next to the stipe.
Pro'toplasm: the living nitrogenous mass of the cell which is the physical basis of life.
Pubes'cent: with short hairs.
Pul'vinate: cushion-shaped.
Punctate: dotted.
Pust'ular: with elevations like blisters or pustules.
Putres'cent: soon decaying.
Pycnidial spores: sporules, or the 'spores' (not ascospores) found in pycnidia.
Pycnidium (pl. *pycnidia*): a perithecium-like ascocarp or body in which sporules are produced.
Pyrenomyce'tes: the Ascomycetes with enclosed or nearly enclosed hymenium.
Recept'acle: the part of the sporophore that contains the spores.
Remote: said of gills that do not reach the stem.
Re'pand: wavy.
Re'plicate: folded back upon itself.

Resu'pinate: attached by the back, hence the hymenium facing outwards; in this case there is no stem to the fungus which is spread over the matrix; applied to the Polypori, etc.

Rev'olute: rolled backward.

Rhi'zomorphs: the dark root-like mesh of mycelial cords often seen in rotten wood which represents the vegetative (perhaps resting) stage of Agarics, etc.

Rhodospo'rac: the pink or rosy spored Agarics.

Ri'mose or *rimous*: full of cracks.

Ring: the part of the partial-veil that adheres to the stem of an Agaric; annulus.

Ros'trate: beaked.

Rubes'cent: somewhat reddish in color.

Rufes'cent: of a dull red color, or becoming rufous.

Ru'gose: wrinkled.

Sanguin'eous: blood-colored.

Sap'rophyte: a fungus that draws its nourishment from dead vegetable or animal matter.

Scab'rous: with a rough surface.

Scis'sile: easily split; said of gills readily separable into two plates.

Sclero'tium: a hard black mass, sometimes resembling a tuber, which is the dormant or resting vegetative stage of some fungi, and from which later sporophores may arise.

Scorbic'ulate: with small pits or furrows.

Scu'tellate: like a plate or platter.

Se'pia: deep dark reddish brown.

Septate: having partitions.

Septum: a partition.

Seri'ceous: silky.

Serrate: margin with saw-like teeth.

Ser'vulate: minutely serrate.

Ses'sile: attached directly to the base; without stem.

Se'ta: a bristle or stiff hair.

Seta'ceous, *seti'gerous*, or *se'tose*: bristly.

Set'ulose: finely setaceous.

Sig'moid: S-shaped.

Sinuate, *sinuose*, *sinuous*: waved or serpentine.

Si'nus: the curve between two lobes.

Smooth: destitute of hairs (not necessarily an even surface).

Sordid: of a dirty dingy hue.

Spadic'eous: date-brown, *i. e.*, a dull dark brown.

Spath'ulate: shaped like a spatula or spoon.

Spat'ulate: shaped like a spatula or spoon.

Species: a group of individuals that are alike or of one kind.

Spic'ule: a minute point or slender granule.

Spin'ule: a small spine or slender prickle.

Spore: the minute simple reproductive body of the Mushrooms and other plants similar in function to the seed or complex structure of the common plants. The terms spore, sporule, sporidium, conidium, etc., are often used indiscriminately.

Spo'rocarp: the fruiting portion (not the vegetative part) of the Ascomycetes.

Sporid'ium: *see spore*.

Spo'rophore: the hypha or other part that bears spores.

Sporule: *see spore*.

Squa'ma: a scale.

Squa'mose, *squa'mous*: scale-like or with scales.

Squa'mula: a little scale.

Squamulose, *squamulous*: with small scales or squamae.

Squa'r'rose: rough with scales or projecting points.

Sterig'ma (pl. *sterig'mata*): a little stalk on a basidium bearing the spore.

Stipe: the stem of a mushroom.

Sti'pitate: with a stipe, or stem.

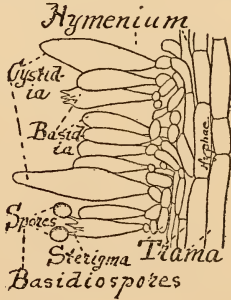
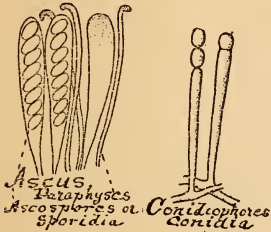
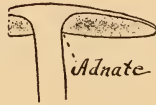

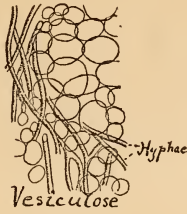
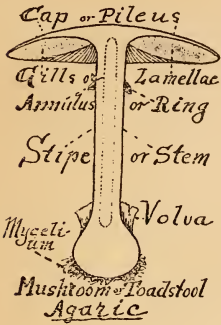
Sto'ma (pl. *stomata*): an opening or mouth.

- Straight*: a term applied to the edge of a pileus when not involute.
- Strami'neous*: of straw or straw-color.
- Strat'ose*: in distinct strata or layers.
- Stri'ate*: marked with parallel lines, or *striae*.
- Strobil'oform*: like a pine cone.
- Stro'ma* (pl. *stro'mata*): a compact mycelium on or in which perithecia or other organs of fructification are produced.
- Stuffed*: said of a mushroom stem if filled within by material of a texture different from that of the wall.
- Sub-gleba*: the basal portion of the gleba.
- Subic'ulum*: a layer of hyphae covering the matrix and over which is the hymenium.
- Substratum*: the matrix, or that on which the mushroom grows.
- Sul'cate*: with furrows or grooves.
- Superior*: said of the ring or annulus when near upper end of stem.
- Symbio'sis*: living together of two organisms in mutual dependence.
- Teleu'tospore*: the thick-walled winter spore, or end-spore in a series of the life-cycle of polymorphic forms, for example, the winter spores of the Rusts.
- Tes'selated*: checkered in a regular manner.
- Testa'ceous*: brick-red.
- Thal'lophyte*: one of the lower plants whose body is a *Thallus* (not differentiated into stem, leaf, etc.).
- Toad'stool*: any one of the common conspicuous fungi; same as Mushroom; may be poisonous or non-poisonous, edible or inedible.
- To'rose*: swollen at intervals.
- Tra'ma*: the interior portion of the gills or pileus.
- Tremel'loid*: gelatinous or stiff jelly-like, as a *Tremella*.
- Tu'mid*: slightly swollen.
- Umbil'icate*: with a rounded pit or central depression.
- Um'bo*: central elevation as on the cap of some Mushrooms.
- Um'bonate*: with an umbo.
- Unequal*: applied to gills of unequal length.
- Universal veil*: a volva which entirely envelopes the plant when young.
- Ure'do*: the second stage in the life cycle of rusts; red Rust.
- Ure'dospore*: a thin-walled summer spore produced by the *Uredo*, or stage of the group of Rusts preceding the teleutospore-bearing.
- Vaginate*: having a sheath.
- Veil*: a covering of a part or all of the fungus; see *Partial Veil*, *Universal veil*.
- Ven'tricose*: swollen in the middle.
- Ver'nicose*: appearing as if varnished.
- Ver'rucose*: covered with warts or small elevations.
- Verru'ciform*: same as verrucose.
- Ves'icle*: a bladder-like cavity, or a cell.
- Vesicular, vesiculose*: full of rounded cavities or vesicles.
- Vol'va*: a wrapper or envelope which at first covers the entire young plant; a universal veil; it may remain as a cup at the base of the Mushroom, or be broken up in fragments distributed over the cap and base of stem.
- Zonate*: marked with zones or concentric bands of color.

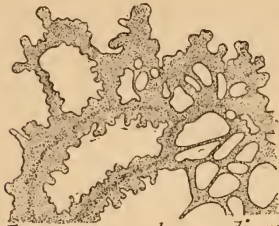
TERMS ILLUSTRATED IN THE PLATE.—The following mycological terms are illustrated on the accompanying plate:

Adnate, Agaric, Annulus, Ascospores, Ascus,
Basidiospores, Basidium,
Cap, Capillitium, Cell, Conidiophores, Cystidium,
Decurrent,
Gills,
Hymenium, Hyphae,
Involute,
Lamella,
Mushroom,
Plasmodium, Protoplasm,
Revolvute, Ring,
Sinuate, Spore, Sterigma, Superior,
Toadstool, Trama,
Umbilicate, Umbo, Umbonate,
Vesiculose, Volva.

A PLATE TO ILLUSTRATE THE SLIME MOULDS.—A portion of a *plasmodium* highly magnified, and a single species more or less magnified of each of the common genera of *Myxomycetes* or Slime Moulds, are given. These are diagrammatic figures mostly adapted from plates in Macbride's North American Slime Moulds.



MYCOLOGICAL TERMS ILLUSTRATED.



Portion of a plasmodium



Heterotrichia



Comatricha



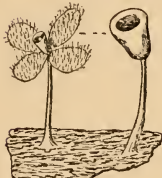
Dictydium



Arcyria



Trichia



Physarella



Stemonitis



Cribraria



Physarum



Entelidium

Slime Moulds. - Myxomycetes

