

18R PRICE 25 CENTS

SPALDING'S

"Red Cover Series" of Athletic Handbooks

GV
1195
.H67
1912

WRESTLING




By

HITCHCOCK, JR., M.D.
CORNELL UNIVERSITY
ITHACA, N.Y.


F. NELLIGAN
AMHERST COLLEGE
AMHERST, MASS.

AMERICAN SPORTS PUBLISHING CO.
21 Warren Street, New York









Binding is in Blue Cloth with
Cover Design Stamped in Gold

PRICE \$2.00 NET

Size, 5 $\frac{3}{8}$ x 8 inches;
600 Pages
115 Full Page Plates
Including a Series of
Cartoons by
Homer C. Davenport


America's National Game

By A. G. SPALDING

PRICE, \$2.00 NET

A book of 600 pages, profusely illustrated with over 100 full page engravings, and having sixteen forceful cartoons by Homer C. Davenport, the famous American artist.

No man in America is better equipped to write on all the varied phases of the National Game than is A. G. Spalding. His observation and experience began when the game was young. He gained fame as a pitcher forty years ago, winning a record as player that has never yet been equalled. He was associated with the management of the pastime through trying years of struggle against prevailing evils. He opposed the gamblers; he fought to eradicate drunkenness; he urged and introduced new and higher ideals for the sport; he was quick to see that ball playing and the business management of clubs, at the same time and by the same men, were impracticable; he knew that ball players might be quite competent as magnates, but not while playing the game; he was in the forefront of the fight against syndicating Base Ball and making of a Nation's pastime a sordid Trust; he was the pioneer to lead competing American Base Ball teams to a foreign land; he took two champion teams to Great Britain in 1874, and two others on a tour of the world in 1888-9; he was present at the birth of the National League, and has done as much as any living American to uphold and prolong the life of this great pioneer Base Ball organization.



When A. G. Spalding talks about America's National Game he speaks by authority of that he does know, because

he has been in the councils of the management whenever there have been times of strenuous endeavor to purge it from abuses and keep it clean for the people of America—young and old.

In this work Mr. Spalding, after explaining the causes that led him into the undertaking, begins with the inception of the sport; shows how it developed, by natural stages from a boy with a ball to eighteen men, ball, bats and bases; gives credit for the first scientific application of system to the playing of the game to Abner Doubleday, of Coopers-town, N. Y.: treats of the first Base Ball club; shows how rowdyism terrorized the sport in its early days; how gambling and drunkenness brought the pastime into disfavor with the masses, and how early organizations were unable to control the evils that insidiously crept in. He then draws a series of very forceful pictures of the struggle to eradicate gambling, drunkenness and kindred evils, and shows how the efforts of strong men accomplished the salvation of the great American game and placed it in the position it occupies to-day—the most popular outdoor pastime in the world.

Interspersed throughout this interesting book are reminiscences of Mr. Spalding's own personal observations and experiences in the game as player, manager and magnate, covering a period of many years. Some of these stories deal with events of great import to Base Ball, and others have to do with personal acts and characteristics of players prominent in the game in earlier days—old time favorites like Harry and George Wright, A. C. Anson, Mike Kelly, Billy Sunday and others.

This book should be in the library of every father in the land, for it shows how his boy may be built up physically and morally through a high-class pastime. It should be in the hands of every lad in America, for it demonstrates the possibilities to American youth of rising to heights of eminent material success through a determined adherence to things that make for the upbuilding of character in organizations as well as of men.

Mailed postpaid on receipt of price by any Spalding store (see list on inside front cover), or by the publishers,

AMERICAN SPORTS PUBLISHING COMPANY

21 Warren Street, New York

SPALDING ATHLETIC LIBRARY

Giving the Titles of all Spalding Athletic Library Books now
in print, grouped for ready reference

No. **SPALDING OFFICIAL ANNUALS**

- 1 Spalding's Official Base Ball Guide
- 1A Spalding's Official Base Ball Record
- 1C Spalding's Official College Base Ball Annual
- 2 Spalding's Official Foot Ball Guide
- 2A Spalding's Official Soccer Foot Ball Guide
- 4 Spalding's Official Lawn Tennis Annual
- 6 Spalding's Official Ice Hockey Guide
- 7 Spalding's Official Basket Ball Guide
- 7A Spalding's Official Women's Basket Ball Guide
- 8 Spalding's Official Lacrosse Guide
- 9 Spalding's Official Indoor Base Ball Guide
- 12A Spalding's Official Athletic Rules

Group I. **Base Ball**

- No. 1 *Spalding's Official Base Ball Guide.*
- No. 1A Official Base Ball Record.
- No. 1C College Base Ball Annual.
- No. 202 How to Play Base Ball.
- No. 223 How to Bat.
- No. 232 How to Run Bases.
- No. 230 How to Pitch.
- No. 229 How to Catch.
- No. 225 How to Play First Base.
- No. 226 How to Play Second Base.
- No. 227 How to Play Third Base.
- No. 228 How to Play Shortstop.
- No. 224 How to Play the Outfield.
- No. 231 { How to Organize a Base Ball League. [Club.
How to Organize a Base Ball Club.
How to Manage a Base Ball Club.
How to Train a Base Ball Team
How to Captain a Base Ball Team
How to Umpire a Game. [Team
Technical Base Ball Terms.
- No. 219 Ready Reckoner of Base Ball Percentages.
- No. 350 How to Score.

BASE BALL AUXILIARIES

- No. 355 Minor League Base Ball Guide
- No. 356 Official Book National League of Prof. Base Ball Clubs.
- No. 340 Official Handbook National Playground Ball Ass'n.

Group II. **Foot Ball**

- No. 2 *Spalding's Official Foot Ball Guide*
- No. 344 A Digest of the Foot Ball Rules
- No. 324 How to Play Foot Ball.
- No. 2A *Spalding's Official Soccer Foot Ball Guide.*
- No. 236 How to Play Soccer.
- No. 335 How to Play Rugby.

FOOT BALL AUXILIARY

- No. 351 Official Rugby Foot Ball Guide

Group IV. **Lawn Tennis**

- No. 4 *Spalding's Official Lawn Tennis Annual.*
- No. 157 How to Play Lawn Tennis.
- No. 354 Official Handbook National Squash Tennis Association.

Group VI. **Hockey**

- No. 6 *Spalding's Official Ice Hockey Guide.*
- No. 154 Field Hockey.
- No. 180 Ring Hockey.

Group VII. **Basket Ball**

- No. 7 *Spalding's Official Basket Ball Guide.*
- No. 7A *Spalding's Official Women's Basket Ball Guide.*
- No. 193 How to Play Basket Ball.
- BASKET BALL AUXILIARY
- No. 353 Official Collegiate Basket Ball Handbook.

Group VIII. **Lacrosse**

- No. 8 *Spalding's Official Lacrosse Guide*
- No. 201 How to Play Lacrosse.

Group IX. **Indoor Base Ball**

- No. 9 *Spalding's Official Indoor Base Ball Guide.*

Group X. **Polo**

- No. 129 Water Polo.
- No. 199 Equestrian Polo.

Group XI. **Miscellaneous Games**

- No. 248 Archery. No. 138 Croquet.
- No. 271 Roque.
- No. 194 { Racquets. Squash-Racquets.
Court Tennis.
- No. 13 Hand Ball. No. 167 Quoits.
- No. 170 Push Ball. No. 14 Curling.
- No. 207 Lawn Bowls.
- No. 188 { Lawn Hockey. Parlor Hockey.
Garden Hockey. Lawn Games.
- No. 189 Children's Games.
- No. 341 How to Bowl.

Group XII. Athletics

- No. 12A Spalding's Official Athletic
No. 27 College Athletics. [Rules.
No. 182 All Around Athletics.
No. 156 Athletes' Guide.
No. 87 Athletic Primer.
No. 273 Olympic Games at Athens, 1906
No. 252 How to Sprint.
No. 255 How to Run 100 Yards.
No. 174 Distance and Cross Country
Running. [Thrower.
No. 259 How to Become a Weight
No. 55 Official Sporting Rules.
No. 246 Athletic Training for School-
No. 317 Marathon Running. [boys.
No. 331 Schoolyard Athletics.
No. 342 Walking for Health and Com-
petition.

ATHLETIC AUXILIARIES

- No. 357 Intercollegiate Official Hand-
No. 314 Girls' Athletics. [book.
No. 302 Y. M. C. A. Official Handbook.
No. 313 Public Schools Athletic
League Official Handbook.
No. 308 Official Handbook New York
Interscholastic A. A.

Group XIII. Athletic Accomplishments

- No. 177 How to Swim.
No. 296 Speed Swimming.
No. 123 How to Row.
No. 209 How to Become a Skater.
No. 178 How to Train for Bicycling.
No. 23 Canoeing.
No. 282 Roller Skating Guide.

Group XIV. Manly Sports

- No. 18 Fencing. (By Breck.)
No. 162 Boxing.
No. 165 Fencing. (By Senac.)

Group XIV. Manly Sports—Con.

- No. 236 How to Wrestle.
No. 102 Ground Tumbling
No. 200 Dumb Bell Exercises.
No. 143 Indian Clubs and Dumb Bells.
No. 262 Medicine Ball Exercises.
No. 29 Pulley Weight Exercises.
No. 191 How to Punch the Bag.
No. 289 Tumbling for Amateurs.

Group XV. Gymnastics

- No. 104 Grading of Gymnastic Exer-
cises. [Dumb Bell Drills.
No. 214 Graded Callisthenics and
No. 254 Barnjum Bar Bell Drill. [Games
No. 158 Indoor and Outdoor Gymnastic
No. 124 How to Become a Gymnast.
No. 287 Fancy Dumb Bell and March-
ing Drills. [Apparatus.
No. 327 Pyramid Building With
No. 328 Exercises on the Parallel Bars.
No. 329 Pyramid Building with
Wands, Chairs and Ladders.
No. 345 Official Handbook I. C. A. A.
Gymnasts of America.


Group XVI. Physical Culture

- No. 161 10 Minutes' Exercise for Busy
Men. [and Care of the Body.
No. 149 Scientific Physical Training
No. 208 Physical Education and Hy-
No. 185 Hints on Health. [giene.
No. 213 285 Health Answers.
No. 238 Muscle Building.
No. 234 School Tactics and Maze Run-
No. 261 Tensing Exercises. [ning.
No. 285 Health by Muscular Gym-
nastics. [nastics.
No. 288 Indigestion Treated by Gym-
No. 325 Twenty-Minute Exercises.
No. 330 Physical Training for the
School and Class Room.

ANY OF THE ABOVE BOOKS MAILED POSTPAID UPON RECEIPT OF 10 CENTS

Spalding "Red Cover" Series of Athletic Handbooks

No. 1R.	Spalding's Official Athletic Almanac.	Price 25c.
No. 2R.	Strokes and Science of Lawn Tennis.	Price 25c.
No. 3R.	Spalding's Official Golf Guide.	Price 25c.
No. 4R.	How to Play Golf.	Price 25c.
No. 5R.	Spalding's Official Cricket Guide.	Price 25c.
No. 6R.	Cricket and How to Play It.	Price 25c.
No. 7R.	Physical Training Simplified.	Price 25c.
No. 8R.	The Art of Skating.	Price 25c.
No. 9R.	How to Live 100 Years.	Price 25c.
No. 10R.	Single Stick Drill.	Price 25c.
No. 11R.	Fencing Foil Work Illustrated.	Price 25c.
No. 12R.	Exercises on the Side Horse.	Price 25c.
No. 13R.	Horizontal Bar Exercises.	Price 25c.
No. 14R.	Trapeze, Long Horse and Rope Exercises.	Price 25c.
No. 15R.	Exercises on the Flying Rings.	Price 25c.
No. 16R.	Team Wand Drill.	Price 25c.
No. 17R.	Olympic Games, Stockholm, 1912.	Price 25c.
No. 18R.	Wrestling.	Price 25c.
No. 19R.	Professional Wrestling.	Price 25c.
No. 20R.	How to Play Ice Hockey.	Price 25c.
No. 21R.	Jiu Jitsu.	Price 25c.
No. 22R.	How to Swing Indian Clubs.	Price 25c.
No. 23R.	Get Well; Keep Well.	Price 25c.



Georges Hackenschmidt, "The Russian Lion."

SPALDING "RED COVER" SERIES OF
ATHLETIC HANDBOOKS
No. 18R

WRESTLING

CATCH-AS-CATCH-CAN
STYLE

Edward
BY

E. HITCHCOCK, JR., M. D.
"Cornell University, Ithaca, N. Y.

AND

R. F. NELLIGAN
Amherst College, Amherst, Mass.

PUBLISHED BY
AMERICAN SPORTS PUBLISHING
COMPANY
21 WARREN STREET, NEW YORK

12-29-15

GV1195
H67
1912

COPYRIGHT, 1912
BY
AMERICAN SPORTS PUBLISHING COMPANY
NEW YORK

©Cl.A330251
201

WRESTLING

CATCH-AS-CATCH-CAN

THIS style is selected for illustration because it is the most universal, and practically comprises all the other forms. It is the most natural method, the most effective under all circumstances, and requires no special preparation in the way of clothing.

The attempt has not been made here to touch upon all the locks and combinations, since there is practically no limit to them, but rather to show the most common and useful, and by presenting them graphically, to show the diverse possibilities of this form of wrestling.

As a physical exercise there is no sport which calls for so much strength, endurance and agility, combined with cool judgment; and with men who love to oppose their strength to that of others, no sport is so popular.

Wrestling does offer opportunities for ungentlemanly and unsportsmanlike work, but so do all other competitive athletics. It is to the lover of sport, the true amateur, our little work is offered.

In the following illustrations, certain holds, breaks and doubles are described, which the amateur will not use because they are brutal; but while he discards them in all friendly competition, still he should know their danger and value, and be able to apply them if forced into unwelcome encounter with a man who is not inspired by the finer feelings of the amateur. Personal encounters forced upon one in defense of life or property are by no means always settled by fist or weapon, and a knowledge of the Strangle, Nelson or Backhammer has often enabled a man to successfully defend himself.


Since it is not claimed that this is a "Complete Guide to Wrestling," we have no apologies to offer. It is intended as an aid to beginners, and it is also hoped that those well trained in the sport may find in our illustrations some ideas which may prove of practical use to them.

INSTRUCTIONS



1. The Referee's Hold


Sometimes given by the Referee when the men fail to take a Hold. The other Hold given under these circumstances is what is known as "One over and one under." Here each has his left arm over his opponent's shoulder, and the right under his arm.



NOTE.—The following directions for making the Holds are addressed to the aggressor; those for the Stops, Breaks and Doubles to his opponent.

2. Both Legs Hold and Stop

If your opponent's legs are close together (which will happen only in the case of a novice), step forward and grasp around his knees, stand erect, throw him backward over your shoulder, turn, fall with him and force the two points down. To Stop this Throw, bend forward after the Leg Hold has been taken, and before he lifts clasp him around the waist and lift his legs from the floor.



NOTE.—Here, as in all other Breaks, Doubles and Stops, following your successful escape, you will take such a Hold as the position of your opponent makes possible.

3. Break for Both Legs Hold

Place your hands on the back of his head, throw your weight on it, force him to the floor and fall



with him, looking for a chance for a Hold after he is on the floor.



4. Leg and Inside Back Heel, with Stop

Catch his nearest leg with both hands. step inside



and Back Heel his other leg. If he hugs you close,


lift and throw him over your head. To Stop it, throw your arm about his neck and squeeze hard, grasping your wrist with your free hand.

NOTE.—This Stop, as is the case with many other Stops and Holds following, is for punishment only. Punishment Holds rarely result in actual falls, but they do not infrequently result in your opponent giving you the Fall by admitting his unwillingness to remain in the position in which you have placed him.



5. Shoulder Twist

Place one hand beneath his elbow, and with the



other grasp his wrist. Twist his shoulder and push backward.

6. Arm Up the Back, with Brake On

The opening for this Hold is offered in such a position as that shown in No. 5. Using wrist and elbow for leverage, force his arm up his back, let go the elbow and put the Brake on—which means



to slip your forearm under and inside his nearest arm, thus giving you absolute and easy control of it. Let go the wrist, bear down on his neck and force his arm up until he acknowledges the Fall. For punishment.




7. Back Strangle

Step behind and put on a Full Strangle Lock, and pull him backward.

NOTE.—A Strangle Lock always means the placing of one forearm across the front of your opponent's neck. This may or may not be strengthened


by the use of the other arm. In the Full Strangle, one arm is in front and the other behind his neck.



while in the Half Strangle only one arm is used on the neck. The object of the Strangle is indicated by its name. ❀

8. Possible Double for Back Strangle

Before he has time to pull you back, get your




and stop the Strangle, catch him by the

elbows, bend forward and throw him over your back.



9. Waist Lock, and Double by Strangle and Leg Grapevine

Clasp around his waist, lift and throw: To Double, get Full Strangle and at the same time a Leg Grapevine. Force him backward and fall with him.




NOTE —The Grapevine is the twining of an arm or leg about his arm or leg.



10. Strangle and Outside Back Heel

Get a Strangle, step in and place your heel out-

side and back of his nearest foot. Push him backward and fall with him.



11. Double for Strangle and Outside Back Heel
Step back before he gets the Back Heel, and at



the same time put on a Waist Lock. Lift and throw him.

12. Strangle and Inside Leg Lock


Get a Strangle, and at the same time step in and get the Inside Leg Lock. Lift with your leg and



arms, force backward and fall with him. To Stop it, before he Locks your leg, step back, lift and throw him, as in No. 11.

13. Stop for Waist Lock

Place your hand on his forehead and snap his



head back. This could be followed by a Buttock Throw, as in No. 53.



14. Waist Lock

Grasp your opponent around the body, try to lift




and throw. When caught in this position, to

Double, throw your arms outside of your opponent's, clasp your hands, go to your knees, thus bringing him to his knees, and try to roll him over.



15. Strangle from Behind, on the Floor



For Punishment.



16. Strangle from the Front, on the Floor



For Punishment.

17. Strangle, or Hang, with Half Nelson from the Front, on the Floor


Force his head down with your left hand (or with your right, if from the other side), thrust your



right arm under his left and place your right hand on his head. Crowd your left forearm against his neck in front. Punishment.


18. Foot and Neck, on the Floor

Catch his nearest foot, reach under his neck, catch opposite shoulder and roll him over.




NOTE.--The Fall may sometimes be made, but usually the hold is for punishment.


19. Half Strangle and Crotch



Get a Half Strangle, catch one thigh from inside, force him backward and fall with him.

20. Stop for Half Strangle and Crotch, Standing

When he attempts to place his forearm across your neck, grasp his wrist and elbow and put on a Shoulder Twist, as in No. 5.

**21. Waist Lock from Behind and Double by Head over Shoulder**


Get a Waist Lock from behind and throw. To

Double, reach up and catch around his neck, draw his head forward, go down on your knees, roll over forward as in No. 22, pulling him with you. Fall on top of him.

NOTE.—An expert would not allow his head to be near enough for this Double.



22. A Portion of Head over Shoulder—No. 21.



23. Bridge to Stop the Fall from Head Over Shoulder—A continuation of No. 22.



24. Half Nelson from the Front and Leg Lock, on the Floor

Get a Half Nelson, and while turning him over turn your back towards him and pass your arm



outside and under his opposite leg. Bring his head and knee as near together as possible, and roll him over.

**25. Stop for Half Nelson from Behind,
on the Floor.**

When he attempts to get his arm under yours, pin it to your side with your elbow and throw your head back.




NOTE.—The Half Nelson from in front necessitates your thrusting your right arm under his left, or your left under his right, while from behind, your right is under his right, etc.

26. Locked Half Nelson, from Behind

Get a Half Nelson, reach under with your free hand, lock the fingers of both hands or clasp your




own wrist, place your head under his arm, pull his head under, roll him over and fall on him.

**27. Spin Out of a Half Nelson**

Throw your feet in the air and spin around to the other side, using your head for a pivot.

28. Stop for a Spin



Catch him around the waist with your free arm and so stop his turning.




29. Half Nelson and Hold Outside of Leg, Standing



Get a Half Nelson, reach over and place your free hand between his legs from behind, lift up, roll over and fall with him.

30. Half Nelson and Leg, Standing



Get Half Nelson from behind, pull his head down, catch his opposite leg, double him up and clasp hands, lift up, throw him forward and fall with him.



31. Double for Half Nelson from Behind, on the Floor



If his head is near enough, reach your arm about his neck, pull him over your back and roll over with him.

32. Half Nelson on Neck and Leg

Grasp his foot when he is face down, drop your knee on his leg just above his knee to hold the leg firm, then bend his knee and get a Half Nelson on on



his foot. Watch your chance and slip your free arm under his nearest arm, and put a Half Nelson on his neck. Roll him over, or take your time for punishment.




33. Half Nelson and Crotch, on the Floor



Get a Half Nelson from behind, catch his leg high up, and roll him over head first.

34. Half Nelson from Behind and Outside Leg,
on the Floor



Get a Half Nelson, reach under and between his legs, grasp opposite thigh, roll him over and fall with him.




35. Back Hammer and Half Nelson from Behind,
on the Floor



If possible, get the Half Nelson first, then reach over and catch the farthest wrist and force it up his back. Roll him over or punish.

36. Full Nelson, Standing


If you find yourself behind him, reach under both arms and clasp your arms as high up around his neck as possible, thus putting on the Full Nelson.




To Double this hold, while he is getting the Nelson or even sometimes after he has got it, pinion his arms to your sides with your elbows, go down on your knees and roll him over to the side, as in Nos. 37 and 42.



37. Double for Full Nelson, Standing



38. Neck Bend and Back Heel

Usually got from a Waist Hold. Reach up and clasp your hands across his face, force his head back and Back Heel him.

**39. Full Nelson from the Front,
on the Floor**

Get a Half Nelson first and follow with the other arm.

40. A Possible Double for a Full Nelson from the Front, on the Floor



Draw your knees well up, secure his arms to your sides with your elbows, sit up and fall over backwards, throwing him over your shoulders.




41. Full Nelson from Behind, on the Floor


Get a Half Nelson, force his head down and get a Half Nelson with the other arm.



NOTE.—This Hold, with the Strangles, is barred in amateur contests.


42. Double for Full Nelson

Pin his arms to your sides and roll over side ways.

**43. Arm Up the Back with Brake On,
on the Floor**

See No. 6.

44. Arm Up the Back, Brake On, and Strangle,
on the Floor




Force his arm up his back and put the **Brake on**. Get a **Strangle** with your other arm, **clasp your hands together** and squeeze. **Punishment**.




45. Flying Mare

Grasp his wrist with both hands, twitch him towards you, turn and lift his arm with palm down



on your shoulder. Use the arm for a lever and **throw him over your shoulder**.

46. Flying Mare




Grasp his other arm (see 45), keep his palm up, and throw him as before.



47. Arm Grapevine and Cross Buttock


Grasp his wrist with both hands, twitch him towards you, turn, step outside and behind his




nearest leg, twine your arm about his and throw him forward over your hip.

48. Break for a Bridge


Place your forearm across his neck and press your other elbow against the pit of his stomach.



NOTE.—Many Falls can be stopped by a Bridge, which is holding the shoulders up from the floor by supporting the body on the head and feet. The Bridge can be strengthened by hands on the hips and elbows on the floor.

49. Buttock or Hip Lock


Grasp him about the neck, at the same time pulling him forward and throwing him over your hip. Fall with him.

**50. Double for Buttock or Hip Lock**

Before he has time to lift you over his hip, drop your shoulder in front of his body, grasp his legs, lift up and fall with him, as in No. 51.

51. Finish of Double for Buttock

No. 50.

**52. Another Double for Buttock**

Catch him around the neck and by his nearest leg, or place your nearest arm across the front of his neck, grasp his leg, lift up and throw backward.

53. Buttock and Outside Leg Lock.

Catch him around the neck, pull him forward, step outside his leg and force him over. This can



be Stopped and Doubled, before he has stepped in, by catching him around the waist, lifting and throwing him as in No. 54.

54. Double for Buttock.



Catch him around the waist, lift and throw




55. Cross Buttock.



Catch him around the neck, or under his arm and over his neck, step well behind and throw him over your hip.

56. Cornwall Heave.


Turn sideways, and with your nearest arm grasp him around the body in front while the other arm grasps around him behind. Lift and throw back-



wards and fall with him. An attempt to Stop it would be with a Neck Hold, as in the illustration—which would usually prove ineffectual.




57. Foot Twist, on the Floor.



Catch his foot and twist until he turns. Then

drop on his other leg and force the points down unless he admits the fall. Another form of punishment from this position is to drop your knee on his back, then bend his knee and twist. Look out for kicking from his free foot. Both this and No. 59 are used for making a man turn when he persists in lying face down. ❀

58. An application of No. 57.




❀
59. Head Hold and Twist.



Catch his chin and head, and twist. Punishment.


60. Lift from the Floor



Seldom used except in Græco-Roman wrestling. Lift him up and drop him on his shoulders as in No. 62.



61. Continuation of No. 60.



62. Fall from the Preceding




To Stop it, grasp his legs.



63. Double Front Elbows.

Try for a Both Legs Lock. To Stop it he will




probably grasp you about the waist. If he does so straighten up and throw him over your back, as in 64.

64. Continuation of No. 63.




65. Opposite Arm Hold, on the Floor.



Feint for a Half Nelson, grasp his opposite arm near the shoulder with both hands, roll him over and fall with him. To Stop it, Bridge and spin over on your face.


WHAT A WRESTLER NEEDS

A wrestler's apparel consists of Spalding full length tights, which can be obtained for \$1.00 per pair in sanitary cotton, \$2.50 in cut worsted, and \$4.50 in best worsted. The Spalding No. WA wrestling full tights are made especially for the purpose after the suggestions and ideas of prominent wrestlers, including Gotch, Oleson and others. The best worsted is used, knit to shape, put together by hand and reinforced at knees with strong, silk finish worsted. They are made in colors black, navy blue and maroon, and cost \$6.00 per pair. It is well to have the knees covered



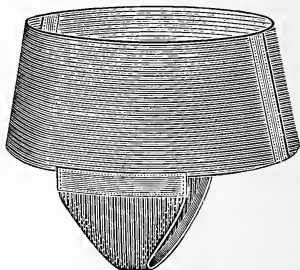
No. B.

with protectors, which are to be sewn on the tights. These are inexpensive, ranging in price from 75 cents a pair for the best (No. B), which are covered with soft tanned horsehide and padded with hair felt, to 50 cents for tanned leather, nicely



Nos. 61 and 62.

padded (No. 62), and 25 cents for durable cloth, padded with wool felt (No. 61). A jersey is desirable, which costs from \$1.25 to \$4.00, according to quality, and a pair of strong leather or canvas high cut gymnasium shoes. These latter cost from \$1.00 to \$1.75 for canvas and up to \$5.00 for leather, the latter being of kangaroo with elkskin sole, extra light, and hand made. A very useful adjunct to a wrestler's outfit is the Spalding combined wrestling supporter and belt. It is made of mercerized silk elastic, strong and durable, and is the only really safe supporter for wrestling made. It costs \$2.00 each. A bath robe is also essential, to prevent catching cold, and costs from \$2.50 up.



Every wrestler should wear a supporter, to avoid injury. These

can be bought from 20 cents up to \$1.50, depending upon quality and construction. Bandages for the shoulder cap, knee cap, wrist, elbow or ankle can be obtained in silk or cotton. The elbow, knee and ankle bandages cost \$1.50 each in cotton and \$2.25 in silk; a wrist bandage, 75 cents in cotton and \$1.00 in silk, and a shoulder cap, \$4.50 in cotton and \$6.00 in silk. A roll elastic bandage, 5 yards long and 3 inches wide, costs \$1.00; the same length, but 2½ inches wide, 75 cents. Leather wrist supporters cost from 20 cents to 50 cents each.

Spalding's catalogue of athletic goods contains full descriptions, pictures and prices of all the above goods and everything for athletic wear and use, and will be mailed to any address free upon request. Address the Spalding store nearest to you for a copy, for list of which see inside front cover of this book.


ACCEPT NO
SUBSTITUTE

THE SPALDING



TRADE-MARK

GUARANTEES
QUALITY



Spalding Running Pants

Specify size and color when ordering

- No. 1. White or Black Sateen, fly front, lace back. Pair, **\$1.25** ★ *\$12.00 Doz.*
 No. 2. White or Black Sateen, fly front, lace back. Pair, **\$1.00** ★ *\$10.00 Doz.*
 No. 3. White or Black Silexia, fly front, lace back. Pair, **75c.** ★ *\$7.50 Doz.*
 No. 4. White, Black or Gray Silexia, fly front, lace back.
 Pair, **50c.** ★ *\$5.00 Doz.*



- No. 44. Same quality as No. 4, but in juvenile sizes, not over 26 inch waist. Pair, **45c.**
 Silk Ribbon Stripes down sides of any of these running pants. Pair, extra, **25c.** ★ *\$2.40 Doz.*
 Silk Ribbon Stripe around waist on any of these running pants. Pair, extra, **25c.** ★ *\$2.40 Doz.*



Spalding Boys' Knee Pants

- No. 2B. Boys' Leaders. Blue flannel Y. M. C. A. Knee Pants, stripe down side. Per pair, **\$2.50**
 No. 14B. Boys' Knee Pants, same quality as No. 4 Y. M. C. A. trousers, with stripe down side. Pair, **\$1.00** ★ *\$10.00 Doz.*

Spalding Worsted Trunks

- No. 1. Best worsted, Black, Maroon, and Navy. Pair, **\$2.00**
 No. 2. Good quality worsted, Navy and Black. Special colors to order. Pr., **\$1.00**



No. 1 Trunks

Spalding Velvet Trunks




- No. 3. Fine Velvet, Black, Navy, Royal Blue, Maroon. Special colors to order. Pair, **\$1.00** ★ *\$10.00 Doz.*
 No. 4. Sateen, Black, White. Pair, **50c.** ★ *\$5.00 Doz.*

Spalding Wrestling Full Tights

Not carried in stock.


Supplied on Special Orders only

- No. WA. Best worsted, knit to shape and put together by hand. Reinforced at knees with strong silk finish worsted. Colors: Black, Navy Blue, and Maroon. Sizes, waist, 28 to 42 inches. Other colors and larger sizes quoted on specially. Pair, **\$6.00**



Spalding Full Length Tights

- No. 1A. Best worsted, full fashioned. Stock colors: Black, Navy Blue, Maroon. Sizes, 28 to 42 inch waist. Pair, **\$4.00**
 No. 605. Good quality worsted, stock colors and sizes. Pair, **\$2.00** ★ *\$21.60 Doz.*
 No. 3A. Cotton, full quality. White, Black, Flesh. Pair, **\$1.00** ★ *\$10.00 Doz.*



Y. M. C. A. Trousers

Special Wrestling Mattresses

- Cover heavy quality duck, closely tufted, 2 in. thick. Corduroy cover to lay over mat and allow 6-in. margin on all sides.
 No. WX. Size 12x12 feet.
 No. WXX. Size 15x15 feet.

Special Combined Wrestling Supporter and Belt

- No. WS. Mercerized silk elastic, strong and durable. The only safe supporter for wrestling.
 Each, **\$2.00**



Spalding Y.M.C.A. Trousers

REGULATION STYLE

- No. 2. Men's Leaders. Blue or Gray flannel, stripe down side. Per pair, **\$3.50**
 No. 3. Flannel, good quality." **3.00**
 No. 4. Flannel, medium quality. Per pair, **\$1.75** ★ *\$18.00 Doz.*

Spalding Special Pads for Wrestling

To be Sewn on Wrestling Tights.

- No. B. Soft tanned horse hide cover, hair felt padding. Per pair, **75c.**
 No. 62. Covered with tan leather, padded. Pair, **50c.**
 No. 61. Cloth covered, padded with wool felt. Per pair, **25c.**



No. B

Nos. 61 and 62

The above dozen prices printed in italics will be quoted on orders of one-half dozen or more at one time. No reduction from regular retail prices on quantities of less than one-half dozen.

PROMPT ATTENTION GIVEN TO
ANY COMMUNICATIONS
ADDRESSED TO US

A. G. SPALDING & BROS.
STORES IN ALL LARGE CITIES

FOR COMPLETE LIST OF STORES
SEE INSIDE FRONT COVER
OF THIS BOOK


ACCEPT NO
SUBSTITUTE



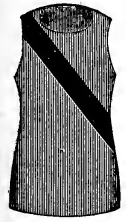
TRADE-MARK

GUARANTEES
QUALITY


Spalding Athletic Shirts, Tights and Trunks



No. 600



No. 600D



No. 604



No. 1

STOCK COLORS AND SIZES. OUR WORSTED GOODS are furnished in Gray, White, Navy Blue, Maroon, and Black only. Stock sizes: Shirts, 26 to 44 inch chest. Tights, 28 to 42 inch waist. **SANITARY COTTON GOODS.** Colors: Bleached White, Navy, Black, Maroon, and Gray. Stock sizes: Shirts, 26 to 44 inch chest. Tights, 28 to 42 inch waist.

Spalding Sleeveless Shirts—Plain Colors

STOCK COLORS AND SIZES
No. 600. Good quality worsted. Each, \$1.25 ★ \$12.60 Doz.
No. 6E. Sanitary Cotton. " .50 ★ 4.75 "

Spalding Striped Sleeveless Shirts

No. 600S. Good quality worsted, with 6-inch stripe around chest, in following combinations of colors: Navy with White stripe; Black with Orange stripe; Maroon with White stripe; Red with Black stripe; Royal Blue with White Stripe; Black with Red stripe; Gray with Cardinal stripe.
Each, \$1.50 ★ \$15.00 Doz.

No. 6ES. Sanitary Cotton, solid color body, with 6-inch stripe around chest, in same combinations of colors as No. 600S. -
Each, 75c. ★ \$7.50 Doz.

Spalding Shirts with Sash

No. 600D. Good quality worsted, sleeveless, with woven sash of different color from body. Same colors as No. 600S. To order only; not carried in stock. Each, \$2.00 ★ \$21.00 Doz.

No. 6WD. Sanitary Cotton, sleeveless, with woven sash of different color from body. Same combinations of colors as No. 600S. To order only; not carried in stock.
Each, \$1.25 ★ \$12.00 Doz.

No. 6ED. Sanitary Cotton, sleeveless, solid color body with sash stitched on of different color. Same combinations of colors as No. 600S. Each, 75c. ★ \$7.50 Doz.

Spalding Quarter Sleeve Shirts

No. 601. Good quality worsted, stock colors and sizes. Each, \$1.50 ★ \$15.00 Doz.
No. 6F. Sanitary Cotton, stock colors and sizes. Each, 50c. ★ \$4.75 Doz.

Spalding Full Sleeve Shirts

No. 3D. Cotton, Flesh, White, Black. Ea., \$1.00 ★ \$10.00 Doz.

Spalding Knee Tights

STOCK COLORS AND SIZES
No. 604. Good quality worsted. Pair, \$1.25 ★ \$12.60 Doz.
No. 804. Worsted. " 1.00 ★ 10.80
No. 4B. Sanitary Cotton. " .50 ★ 4.75 "

Spalding Full Length Tights

No. 1A. Best worsted, full fashioned. Stock colors: Black, Navy Blue, and Maroon. Sizes, 28 to 42 inch waist. Pr., \$4.00
No. 605. Good quality worsted, stock colors and sizes. Pair, \$2.00 ★ \$21.60 Doz.
No. 3A. Cotton, full quality. White, Black, Flesh. Pair, \$1.00 ★ \$10.00 Doz.

Spalding Worsted Trunks

No. 1. Best worsted, Black, Maroon, and Navy. Pair, \$2.00
No. 2. Good quality worsted, Navy and Black. Special colors to order. Per pair, \$1.00

Spalding Juvenile Shirts and Tights

ONLY SIZES SUPPLIED: Chest, 26 to 30 inches, inclusive; Waist, 24 to 26 inches, inclusive.
No. 65. Sleeveless Shirt, quality of No. 600. . . Each, \$1.00
No. 65S. Sleeveless Shirt, quality of No. 600S. . . " 1.25
No. 66. Quarter Sleeve Shirt, quality of No. 601. . . " 1.25
No. 64. Knee Tights, quality of No. 604. . . Pair, 1.15


The prices printed in italics opposite items marked with ★ will be quoted only on orders for one-half dozen or more. Quantity prices NOT allowed on items NOT marked with ★



No. 600S



No. 601



Full Tights

PROMPT ATTENTION GIVEN TO
ANY COMMUNICATIONS
ADDRESSED TO US

A. G. SPALDING & BROS.
STORES IN ALL LARGE CITIES

FOR COMPLETE LIST OF STORES
SEE INSIDE FRONT COVER
OF THIS BOOK

Prices in effect July 5, 1912. Subject to change without notice. For Canadian prices see special Canadian Catalogue.

ACCEPT NO
SUBSTITUTE

THE SPALDING



TRADE-MARK

GUARANTEES
QUALITY

SANDOW'S

AN entire system of Physical Culture is embraced within the exercises possible with these wonderful dumb bells.

The bells are made in two halves connected by steel springs, the effort necessary in gripping compelling the pupil to continually devote his whole mind to each movement. This concentration of will power on each muscle involved is what is responsible for the great results obtained through properly exercising with them.



EUGEN SANDOW, PATENTEE

No. 6. **MEN'S**. Nickel-plated seven steel springs. Pair, **\$3.00**

No. 5. **MEN'S**. Black enameled five steel springs. Per pair, **\$2.00**

No. 4. **LADIES'**. Nickel-plated five steel springs. Per pair, **\$2.50**

No. 2. **BOYS'**. Nickel-plated four steel springs. Per pair, **\$2.00**

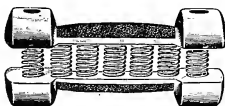
Sandow Patent Spring Dumb Bells are used by all the greatest athletes in their training.

Patent Spring Grip Dumb Bells

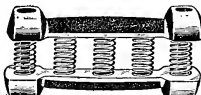
MARTIN SHERIDAN
Training with Sandow Patent Spring Grip Dumb Bells

A. G. SPALDING & BROS.
SOLE AMERICAN AND CANADIAN
LICENSEES

JACK JOHNSON
Training with Sandow Patent Spring Grip Dumb Bells



No. 6. MEN'S



No. 4. LADIES'



No. 2. BOYS'



We include with each pair of Sandow Dumb Bells a chart of exercises by Sandow and full instructions for using. This is the most complete exercising chart ever devised and yet it is very plain and easy to understand. Profusely illustrated.

PROMPT ATTENTION GIVEN TO
ANY COMMUNICATIONS
ADDRESSED TO US.

A. G. SPALDING & BROS.
STORES IN ALL LARGE CITIES

FOR COMPLETE LIST OF STORES
SEE INSIDE FRONT COVER
OF THIS BOOK

Prices in effect July 5, 1912. Subject to change without notice. For Canadian prices see special Canadian Catalogue.

ACCEPT NO
SUBSTITUTE

THE SPALDING



TRADE-MARK

GUARANTEES
QUALITY

SPALDING EXERCISING EQUIPMENT

For Recreation Rooms, Private Use and Small Athletic Clubs



BASE BALL TEAMS organized for the season only, disband usually until the following year unless something is done to keep the players together during the winter months. A moderate priced outfit of Spalding Exercising Apparatus installed in the club room provides the means for healthful recreation that insures a winning team on the base ball diamond next season.



No. H Recreation Room Outfit

Outfit No. H, referred to below, is suggested exclusively for recreation rooms, being suitable for use by those of varying ages, with sufficient equipment shown to supply as many as are likely to be using the room at the same time under ordinary circumstances, while additional equipment may be added as required to take care of a larger number without disturbing the balance of the outfit.

- Consisting of:*
- 1 No. 12 Chest Weight Machine.
 - 1 No. 3 Head and Neck Attachm't.
 - 1 pr. No. 3 Swing Rings, leather cov.
 - 1 No. 119 Laffin Rowing Machine.
 - 1 No. 1 Moline Platform.
 - 1 No. 18 Striking Bag.
 - 1 No. 74 Wall Horiz. and Vault. Bar.
 - 1 No. 03 Mattress.
 - 2 pairs No. 6 Sandow Dumb Bells.
 - 1 pair No. 5 Sandow Dumb Bells.
 - 1 set No. 15 Boxing Gloves.
 - 1 set No. 118 Boxing Gloves.
 - 1 No. 12 Medicine Ball.
 - 1 No. 11 Medicine Ball.

Price is F.O.B. nearest A. G. Spalding & Bros. Store. List on inside front cover of catalogue. Shipping weight of complete outfit, 570 lbs.

Employers of office workers, banks and other mercantile establishments, find a Recreation Room fitted out with Spalding Exercising Equipment a most profitable investment. The room need not be very large, the size, of course, depending upon the number who are likely to use the room at the same time.

For the purpose of establishing a standard we would recommend a room 25 feet x 40 feet, with a minimum ceiling height of 16 feet. Recreative rooms can be maintained in smaller space, and excellent results can be obtained in rooms of 14 feet in height. Good air, with room for "group" games and medicine ball, boxing, etc., are desirable, however, and should be secured if possible.



Showing suggested arrangement of recreation room No. H. Outfit.

No. G Home Outfit

Outfit No. G is arranged particularly for use in recreation room of a private house. It provides a great variety of simple exercising apparatus at a very moderate cost. The equipment is suitable for use by those of varying ages of both sexes.

- Consisting of:*
- 1 No. 5 Chest Weight Machine.
 - 1 No. 3 Head and Neck Attachm't.
 - 1 No. 2 Foot and Leg Attachment.
 - 1 No. 20H Bar Stall.
 - 1 No. 205 Bar Stall Bench.
 - 1 No. A Doorway Horizontal Bar.
 - 1 No. 1 Home Gymnasium.
 - 1 No. 600 Kerns' Row. Machine.
 - 1 No. 18 Striking Bag Disk.
 - 1 No. 10 Striking Bag.
 - 1 No. 1 Abdominal Masseur.
 - 1 pair No. 6 Sandow Dumb Bells.
 - 1 pair No. 2 Sandow Dumb Bells.
 - 1 No. 02 Mattress.
 - 1 No. 12 Medicine Ball.

Price is F.O.B. nearest A. G. Spalding & Bros. Store. List on inside front cover of catalogue. Shipping weight of complete outfit, 450 lbs.

No. K Athletic Club Outfit

- Consisting of:*
- 2 No. 5 Chest Weight Machines.
 - 1 No. 3 Head and Neck Attachment.
 - 1 No. 2 Foot and Leg Attachment.
 - 2 No. 20H Bar Stalls.
 - 1 No. 600 Kerns' Rowing Machine.
 - 1 pair No. 3 Swinging Rings, leather covered.
 - 5 only No. 3 Swinging Rings, leather covered.
- (For traveling rings, 40 ft. length of room required: 15 to 16 ft. height)
- 1 No. 1 Moline Striking Bag Platform.
 - 1 No. G Striking Bag.
 - 1 No. 74 Wall Horizontal and Vaulting Bar.
 - 1 No. 101 Parallel Bar.
 - 2 No. 03 Mattresses.
 - 2 pairs No. 6 Sandow Dumb Bells.
 - 1 pair No. 5 Sandow Dumb Bells.
 - 1 pair No. 2 Sandow Dumb Bells.
 - 1 set No. 218 Boxing Gloves.
 - 1 set No. 118 Boxing Gloves.
 - 1 No. 12 Medicine Ball.
 - 1 No. 11 Medicine Ball.
 - 1 pair 10-lb. Iron Dumb Bells.
 - 1 only 25-lb. Iron Dumb Bell.
 - 1 only 50-lb. Iron Dumb Bell.

Price F.O.B. nearest A. G. Spalding & Bros. Store. List on inside front cover of this catalogue. Shipping weight of complete outfit, 1250 lbs.

No. J Athletic Club Outfit

- Consisting of:*
- 1 No. 5 Chest Weight Machine.
 - 1 No. 3 Head and Neck Attachment.
 - 1 No. 2 Foot and Leg Attachment.
 - 1 No. 20H Bar Stall.
 - 1 No. 600 Kerns' Rowing Machine.
 - 1 pair No. 3 Swinging Rings, leather covered.
 - 1 No. 74 Wall Horizontal and Vaulting Bar
 - 2 No. 03 Mattresses.
 - 1 No. 1 Moline Striking Bag Platform.
 - 1 No. G Striking Bag.
 - 1 set No. 15 Boxing Gloves.
 - 1 set No. 118 Boxing Gloves.
 - 2 pairs No. 6 Sandow Dumb Bells.
 - 1 pair No. 5 Sandow Dumb Bells.
 - 1 pair No. 2 Sandow Dumb Bells.
 - 1 No. 12 Medicine Ball.
 - 1 No. 11 Medicine Ball.

Price F.O.B. nearest A. G. Spalding & Bros. Store. List on inside front cover of this catalogue. Shipping weight of complete outfit, 725 lbs. NOTE—Where space and funds permit we recommend as a desirable addition to either of the above Outfits, one of our special Wrestling Mats, listed on page 41 of this catalogue:

- No. WX. Size 12 x 12 feet.
- No. WXX. Size 15 x 15 feet.
- Also Vaulting Horse No. 1 (Shown on page 102).

PROMPT ATTENTION GIVEN TO ANY COMMUNICATIONS ADDRESSED TO US

A. G. SPALDING & BROS.

STORES IN ALL LARGE CITIES

FOR COMPLETE LIST OF STORES SEE INSIDE FRONT COVER OF THIS BOOK

Prices in effect July 5, 1912. Subject to change without notice. For Canadian prices see special Canadian Catalogue.

ACCEPT NO
SUBSTITUTE

THE SPALDING



TRADE-MARK

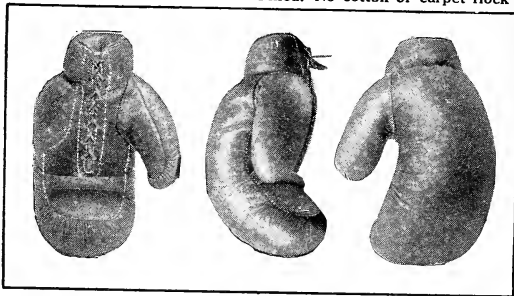
GUARANTEES
QUALITY

Spalding "Championship" Boxing Gloves


Spalding Boxing Gloves have been used and endorsed by all Champions of the World since the days of John L. Sullivan

The Spalding "Championship" Boxing Gloves are endorsed by all champions and have been exclusively used for years in championship contests and in training. The material and workmanship are of the highest quality, the fit is perfect, and by their peculiar construction absolutely prevent any chance of injury to the hands or wrists. Each set is carefully inspected before packing and guaranteed in every particular. Made in three sizes in sets of four gloves.

All Spalding Boxing Gloves are Hair Filled. No cotton or carpet flock used.



- No. 115. The Spalding 5-oz. "Championship" Boxing Glove. Per set of 4 gloves, \$6.00
- No. 116. The Spalding 6-oz. "Championship" Boxing Glove. Per set of 4 gloves, 6.00
- No. 118. The Spalding 8-oz. "Championship" Boxing Glove. Per set of 4 gloves, 7.00



No. 15

Spalding "Special" Boxing Shoes

Hand Made. Light Weight.

These shoes are made with elkskin soles, which do not wear smooth. This style leather is the only kind that is suitable for a first-class boxing shoe sole. The uppers are of real kangaroo leather, pliable and very easy fitting. Being made by hand and of best quality materials throughout, these shoes are very durable, yet at the same time they are the lightest in weight of any.

No. 15. Spalding "Special" Boxing Shoes. Pair, \$5.00

PROMPT ATTENTION GIVEN TO
ANY COMMUNICATIONS
ADDRESSED TO US

A. G. SPALDING & BROS.
STORES IN ALL LARGE CITIES

FOR COMPLETE LIST OF STORES
SEE INSIDE FRONT COVER
OF THIS BOOK

Prices in effect July 5, 1912. Subject to change without notice. For Canadian prices see special Canadian Catalogue.

ACCEPT NO
SUBSTITUTE

THE SPALDING



TRADE-MARK

GUARANTEES
QUALITY

Spalding' Boxing' Gloves

All Spalding Boxing Gloves are hair filled. No cotton or carpet flock used

The Spalding 6-ounce "Battling" Glove

None Better at Any Price

No. 106. Made of special quality light tan colored glove leather, very soft and smooth. Plain laced wrist-band, patent palm lacing and patent palm grip. An ideal glove for limited round contests. A popular glove with some of the greatest fighters in the ring during the past twenty years.

Per set of four gloves, \$7.00

Spalding Pupil's Boxing Glove

No. 110. Made after the suggestion of one of the most prominent athletic officials in this country. A boxing glove that is really an aid to the pupil learning to box. This glove is additionally padded on the forearm and over the wrist, to prevent that soreness which is one of the most discouraging features following a brisk lesson in the art of "blocking." The glove part is well padded with curled hair, the leather being best quality soft tanned.

Per set of four gloves. \$6.50

Spalding Instructors' Glove, 10-ounce

No. 100. Made of best grade brown leather, extra heavily padded over the knuckles and with special large padded thumb to prevent injury to either instructor or pupil. Laces extra far to provide ample ventilation and has patent palm grip. Per set of four gloves, \$6.00

Spalding "Navy Special" Championship Glove

Used by the Champions of the Navy



BOXING IN THE NAVY

Copyright, 1905, by G. W. Fawcett, Washington, D. C.

No. 18N. Made of a special "sea-green" leather, of particularly durable quality. This glove we got up specially to answer the requirements of the United States Navy. Furnished in 8-ounce only, similar in style to No. 118, and with padded wrist and laced wrist band. Set of four gloves, \$5.50

Spalding "Club Special" No. 218

No. 218. Full size, 8-ounce. Same model as our "Championship" Glove No. 118. Good quality glove leather and careful workmanship. Superior to any of the gloves put out by other manufacturers in imitation of our Championship styles. Per set of four gloves, \$5.00



No. 106



No. 100



No. 18N



No. 110



Showing Padding on
Wrist and Forearm
of No. 110



No. 218

PROMPT ATTENTION GIVEN TO
ANY COMMUNICATIONS
ADDRESSED TO US

A. G. SPALDING & BROS.
STORES IN ALL LARGE CITIES

FOR COMPLETE LIST OF STORES
SEE INSIDE FRONT COVER
OF THIS BOOK

ACCEPT NO
SUBSTITUTE

THE SPALDING



TRADE-MARK

GUARANTEES
QUALITY

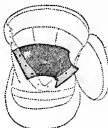
SPALDING BOXING GLOVES

STYLES FOR SPORTING AND ATHLETIC CLUBS



No. 11

Illustrating Patent Elastic Hand Protector, same as we are including in our Nos. 9E and 14E Gloves. Prevents injury to hands.



All Spalding Boxing Gloves are Hair Filled. No Cotton or Carpet Flock Used.



No. 9

No. 11. Corbett pattern, large 7-oz. glove, best quality brown leather, padded with best curled hair, patent palm lacing, padded wristband, patent palm grip. Substantially made throughout for hard usage. . . . Set of four gloves, **\$5.00**

No. 9. Regulation 5-oz. glove, otherwise same as No. 11 Glove. This glove is a better article than what other manufacturers supply for limited round contests. . . . Set of four gloves, **\$5.00**

No. 9E. Patented elastic hand protector in gloves. Otherwise as No. 9. Set of four gloves, **\$6.00**

No. 14. Regulation 5-oz. glove, Brown glove leather, improved model; special padded thumb, wrist and heel, patent palm lacing; palm grip. Used by some of the best organizations for their club contests. . . . Set of four gloves, **\$4.00**

No. 14E. Patented elastic hand protector in gloves. Otherwise as No. 14. " " **5.00**

Spalding Boxing Gloves

Styles for Friendly Bouts and Private Use

No. 15. Corbett pattern, 8-oz., olive tanned leather, well padded with hair, padded wristband, patent palm lacing, patent palm grip. . . . Set of four gloves, **\$4.00**

No. 17. Corbett pattern, 7-oz., dark wine color leather, hair padded, patent palm lacing, patent palm grip, padded wristband. Set of four gloves, **\$4.00**

No. 19. Corbett pattern, 7-oz., dark wine color leather, padded with hair, patent palm grip and patent palm lacing. . . . Set of four gloves, **\$3.50**

Spalding Boxing Gloves

Styles for Practice and Amateur Use

No. 21. Corbett pattern, 8-oz., dark wine color leather. Full size, well padded with hair, and patent palm lacing. . . . Set of four gloves, **\$3.00**

No. 23. Corbett pattern, brown tanned leather. Hair padded and patent palm lacing. . . . Set of four gloves, **\$2.00**

No. 24. Regular pattern, tan leather, hair padded, and has laced wristband. . . . Set of four gloves, **\$1.50**

Spalding Youths' Boxing Gloves

All Styles Padded with Hair. No Cotton or Carpet Flock Used

Spalding Youths' Boxing Gloves are made in exactly the same manner and of similar material to the full size gloves of our manufacture and are warranted to give satisfaction

No. 45. Youths' Championship Glove, Corbett pattern, best quality brown glove leather, extra well finished; double stitched, patent palm lacing, patent palm grip. . . . Set of four gloves, **\$3.50**

No. 40. Youths' size, Corbett pattern, soft craven tan leather, well padded, patent palm lacing. . . . Set of four gloves, **\$2.50**

No. 25. Youths' size, regular pattern, soft tanned leather, patent palm lacing. . . . Set of four gloves, **\$1.25**

EACH SET OF SPALDING BOXING GLOVES CONSISTS OF FOUR GLOVES MATED IN TWO PAIRS



No. 45

PROMPT ATTENTION GIVEN TO
ANY COMMUNICATIONS
ADDRESSED TO US

A. G. SPALDING & BROS.
STORES IN ALL LARGE CITIES

FOR COMPLETE LIST OF STORES
SEE INSIDE FRONT COVER
OF THIS BOOK

Prices in effect July 5, 1912. Subject to change without notice. For Canadian prices see special Canadian Catalogue.

ACCEPT NO
SUBSTITUTE

THE SPALDING




TRADE-MARK

GUARANTEES
QUALITY

The Spalding Striking Bags

Our single end bags are made with rope attachment carefully centered, making them the most certain in action of any. Laces on side at top, so that the bladder may be inflated without interfering with rope. Each bag is most carefully inspected and then packed complete in box with bladder, lace and rope.

The bladders used in all our striking bags are made of pure Para rubber (not compounded) and are fully guaranteed.



No. G

No. G. This is a heavy, durable Gymnasium Bag, suitable for all around exercise work and the strongest bag made. The cover is of heavy English grain leather, same as used in our best grade foot balls and basket balls and made in the same way. It will outlast two or three bags of any other make. With loop top. Each, \$8.00

No. 19. Made of highest quality Patna kid, the lightest and strongest of leather. Sewed with linen thread, double stitched and red welted seams. Especially suited for exhibition work, and a very fast bag. Each, \$8.00

No. 19S. Same material as No. 19, but furnished with special light bladder and weighs only 7 1/2 ounces complete. The fastest bag made, but very strong and durable. Each, \$8.00

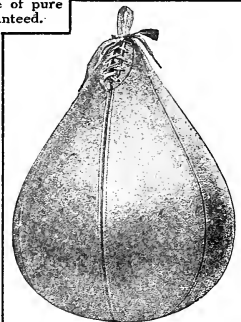
No. 20. Made of finest selected calfskin, double stitched, red welted seams and reinforced throughout. Very fast and a durable bag for all around use. Each, \$7.00

No. 18. The "Fitzsimmons Special." Made of finest selected olive Napa tanned leather, extra well made; double stitched, red welted seams and reinforced throughout. For training purposes particularly this bag will be found extremely satisfactory in every respect. Each, \$6.00


No. 18S. Same as No. 18, but smaller in size and lighter. Intended for very speedy work. Each, \$6.00

No. 12. Olive tanned leather, specially selected; double stitched, red welted seams and reinforced throughout. Excellent for quick work. Each \$5.00

No. 10. Specially tanned brown glove leather; double stitched, red welted seams and reinforced throughout. Very well made. Each, \$4.00



No. 19



No. 15

No. 17. Fine craven tanned leather, well finished; double stitched, red welted seams, reinforced throughout. \$3.50

No. 16. Extra fine grain leather, full size and lined throughout; welted seams. Each, \$3.00

No. 15. Made of olive tanned leather, full size and lined throughout; red welted seams. Each, \$2.00

No. 14. Good quality colored sheepskin; lined throughout. Each, \$1.50

SPALDING STRIKING BAG SWIVELS



No. 4

No. 4. A special swivel, made according to suggestions of experienced bag punchers, with features that overcome disadvantages of ordinary style. Rope can be changed instantly without interfering with any other part of swivel. Each, \$1.50

No. 9. With removable socket for quickly suspending or removing bag without readjusting. Each, 50c.

No. 6. Japanned iron stem for use with platform or disk. " 35c.



No. 9

No. 12. Ball and Socket action. Fastens permanently to disk; nickel-plated. Each, 25c.

PROMPT ATTENTION GIVEN TO
ANY COMMUNICATIONS
ADDRESSED TO US

A. G. SPALDING & BROS.
STORES IN ALL LARGE CITIES

FOR COMPLETE LIST OF STORES
SEE INSIDE FRONT COVER
OF THIS BOOK

ACCEPT NO
SUBSTITUTE

THE SPALDING




TRADE-MARK

GUARANTEES
QUALITY

SPALDING DOUBLE END BAGS

All double end striking bags are supplied complete with guaranteed pure gum bladder, rubber cord for floor, lace for bag and rope for ceiling attachment.



No. 7. Made of finest selected olive Napa tanned leather, workmanship of same quality as in our "Fitzsimmons" Special Bag No. 18. Double stitched, red welted seams. An extremely durable and lively bag. . . . Each, **\$6.00**

No. 6. Fine olive tanned leather cover, double stitched, red welted seams. Extra well made throughout. . . . Each, **\$5.50**

No. 5. Regulation size, specially tanned brown glove leather cover, red welted seams, double stitched and substantially made throughout. . . . Each, **\$5.00**


No. 4½. Regulation size, fine craven tanned leather and red welted seams. Well finished throughout. Each, **\$4.00**

No. 4. Regulation size, fine grain leather cover, well made throughout, double stitched. Ea., **\$3.50**

No. 3. Regulation size, substantial brown leather cover, reinforced and double stitched seams. . . Each, **\$3.00**

No. 2½. Regulation size, good quality dark olive tanned leather, lined throughout, red welted seams. Ea., **\$2.00**

No. 2. Medium size, good colored sheepskin, lined throughout. Each, **\$1.50**



Spalding Bladders

Bladders used in all our Striking Bags are made of pure Para rubber (not compounded) and are fully guaranteed. Note special explanation of guarantee on tag attached to each bladder



No. B. For Nos. 2, 2½, 3, 14 and 15. Ea., **75c.**

No. 5. For Nos. 4, 4½, 5, 6, 10, 12, 16 and 17. Each, **90c.**

No. 7. For Nos. 7, 18, 18S, 19, 19S and 20. Each, **\$1.00**

No. G. For No. G Bag. " **2.00**

No. OS. With top stem, heavy bladder, special quality. Each, **\$1.25**

No. D. Elastic floor attachment for all double end bags, best quality cord. . . Each, **30c.**

No. E. Elastic cord for double end bags. Each, **20c.**

Spalding Brass Inflaters

No. 2. Club size, cylinder 10½ inches. Each, **50c.**

No. 3. Pocket size, cylinder 5½ inches. " **25c.**



No. 1



No. 4



No. 5

Spalding Striking Bag Mitts

Will protect the hands and recommended for use with all Striking Bags

No. 1. Made of olive Napa leather and extra well padded; ventilated palm and special elastic wrist in glove. Pair, **\$2.00**

No. 2. Made of soft tanned leather, properly shaped and padded, substantially put together. Pair, **\$1.50**

No. 3. Made of soft tanned leather, padded and well made; also made in ladies' size. Pair, **75c.**

No. 4. Knuckle Mitt, well padded. " **50c.**

No. 5. Knuckle Mitt, well padded. " **25c.**

PROMPT ATTENTION GIVEN TO
ANY COMMUNICATIONS
ADDRESSED TO US

A. G. SPALDING & BROS.
STORES IN ALL LARGE CITIES

FOR COMPLETE LIST OF STORES
SEE INSIDE FRONT COVER
OF THIS BOOK

ACCEPT NO
SUBSTITUTE

THE SPALDING




TRADE-MARK

GUARANTEES
QUALITY

SPALDING PATENT SOLID STRIKING BAG DISKS



A striking bag disk must be substantial if it is to be of use, and in the two styles, both adjustable and braced, which we list, this feature has not been neglected, while we have striven to put out a disk which is suitable for home use and moderate in price.

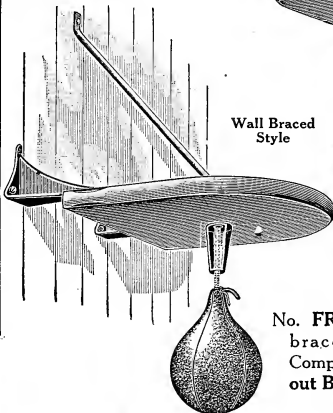


Wall Braced
Style

Pat. June 30, 1903

Adjustable Style


No. CR



No. CR. Patent adjustable style. Complete, without Bag.

No. FR. Wall braced style. Complete, without Bag.

No. FR



Patented
April 19, 1904

No. PR

SPALDING DISK PLATFORM

Can be put up in a very small space and taken down quickly when not in use by simply detaching the pipe fixture from the wall plate. The metal disk against which the bag strikes constitutes one of the best features ever incorporated in an arrangement of this character, rendering it almost noiseless and very quick in action. This disk also combines an adjustable feature that is simple to operate and makes it possible for various members of the family to use the same disk.

No. PR. Spalding Adjustable Disk Platform. Complete, with bag.

PROMPT ATTENTION GIVEN TO
ANY COMMUNICATIONS
ADDRESSED TO US

A. G. SPALDING & BROS.
STORES IN ALL LARGE CITIES

FOR COMPLETE LIST OF STORES
SEE INSIDE FRONT COVER
OF THIS BOOK

Prices in effect July 5, 1912. Subject to change without notice. For Canadian prices see special Canadian Catalogue.

ACCEPT NO
SUBSTITUTE

THE SPALDING



TRADE-MARK

GUARANTEES
QUALITY

REG. U. S. PAT. OFF.

Spalding "Official National League" Ball

(REG. U. S. PAT. OFF.)

Patent Cork Center

(PATENTED AUGUST 31, 1908)



Adopted by the National League in 1878, is the only ball used in Championship games since that time and has now been adopted for twenty years more, making a total adoption of fifty-four years.

In adopting the Spalding "Official National League" Ball for twenty years more the Secretary of the National League, Mr. John A. Heydler, gave the following as the reason for this action:

"The Spalding Ball was adopted by the National League for twenty years, because we recognized it as the best ball made. We have used it satisfactorily for thirty-four years. The new Cork Center Ball introduced for the first time last year and used in the World's Series, we believe to be the only ball for the future, and it is absolutely the best that has been used by the National League in its history."

This ball has the Spalding "Patent" Cork Center, the same as used since August 1, 1910, without change in size of cork or construction.

No. 1 { Each, . . \$1.25
Per Dozen, \$15.00

The Spalding "Official National League" Ball has been the Official Ball of the Game since 1878

Each ball wrapped in tinfoil, packed in a separate box, and sealed in accordance with the latest League regulations. Warranted to last a full game when used under ordinary conditions.

Spalding Complete Catalogue of Athletic Goods Mailed Free.

PROMPT ATTENTION GIVEN
TO ANY COMMUNICATIONS
ADDRESSED TO US

A. G. SPALDING & BROS.
STORES IN ALL LARGE CITIES

COMPLETE LIST OF STORES
ON INSIDE FRONT COVER
OF THIS BOOK

Printed in Great Britain, January 3, 1912. Subject to change without notice. For Canadian prices see special Canadian Catalogue.

DEC 13 1912

Standard Policy

A Standard Quality must be inseparably linked to a Standard Policy.

Without a definite and Standard Mercantile Policy, it is impossible for a Manufacturer to long maintain a Standard Quality.

To market his goods through a jobber, a manufacturer must provide a profit for the jobber as well as for the retail dealer. To meet these conditions of Dual Profits, the manufacturer is obliged to set a proportionately high list price on his goods to the consumer.

To enable the glib salesman, when booking his orders, to figure out attractive profits to both the jobber and retailer, these high list prices are absolutely essential; but their real purpose will have been served when the manufacturer has secured his order from the jobber, and the jobber has secured his order from the retailer.

However, these deceptive high list prices are not air to the consumer, who does not, and, in reality, is not ever expected to pay these fancy list prices.

When the season opens for the sale of such goods, with their misleading but alluring high list prices, the retailer begins to realize his responsibilities, and grapples with the situation as best he can, by offering "special discounts," which vary with local trade conditions.

Under this system of merchandising, the profits to both the manufacturer and the jobber are assured; but as there is no stability maintained in the prices to the consumer, the keen competition amongst the local dealers invariably leads to a demoralized cutting of prices by which the profits of the retailer are practically eliminated.

This demoralization always reacts on the manufacturer. The jobber insists on lower, and still lower, prices. The manufacturer, in his turn, meets this demand for the lowering of prices by the only way open to him, viz.: the cheapening and degrading of the quality of his product.

The foregoing conditions became so intolerable that, 13 years ago, in 1899, A. G. Spalding & Bros. determined to rectify this demoralization in the Athletic Goods Trade, and inaugurated what has since become known as "The Spalding Policy."

The "Spalding Policy" eliminates the jobber entirely, so far as Spalding Goods are concerned, and the retail dealer secures the supply of Spalding Athletic Goods direct from the manufacturer by which the retail dealer is assured a fair, legitimate and certain profit on all Spalding Athletic Goods, and the consumer is assured a Standard Quality and is protected from imposition.

The "Spalding Policy" is decidedly for the interest and protection of the users of Athletic Goods, and acts in two ways:

First.—The user is assured of genuine Official Standard Athletic Goods and the same prices to everybody.

Second.—As manufacturers, we can proceed with confidence in purchasing at the proper time, the very best raw materials required in the manufacture of our various goods, well ahead of their respective seasons, and this enables us to provide the necessary quantity and absolutely maintain the Spalding Standard of Quality.

All retail dealers handling Spalding Athletic Goods are requested to supply consumers at our regular printed catalogue prices—neither more nor less—the same prices that similar goods are sold for in our New York, Chicago and other stores.

All Spalding dealers, as well as users of Spalding Athletic Goods, are treated exactly alike, and no special rebates or discriminations are allowed to anyone.

This briefly, is the "Spalding Policy," which has already been in successful operation for the past 13 years, and will be indefinitely continued.

In other words, "The Spalding Policy" is a "square deal" for everybody.

A. G. SPALDING & BROS.

By *A. G. Spalding*

PRESIDENT.

Standard Quality

An article that is universally given the appellation "Standard" is thereby conceded to be the criterion, to which are compared all other things of a similar nature. For instance, the Gold Dollar of the United States is the Standard unit of currency, because it must legally contain a specific proportion of pure gold, and the fact of its being Genuine is guaranteed by the Government Stamp thereon. As a protection to the users of this currency against counterfeiting and other tricks, considerable money is expended in maintaining a Secret Service Bureau of Experts. Under the law, citizen manufacturers must depend to a great extent upon Trade-Marks and similar devices to protect themselves against counterfeit products—without the aid of "Government Detectives" or "Public Opinion" to assist them.

Consequently the "Consumer's Protection" against misrepresentation and "inferior quality" rests entirely upon the integrity and responsibility of the "Manufacturer."

A. G. Spalding & Bros. have, by their rigorous attention to "Quality," for thirty-five years, caused their Trade-Mark to become known throughout the world as a Guarantee of Quality as dependable in their field as the U. S. Currency is in its field.

The necessity of upholding the Guarantee of the Spalding Trade-Mark and maintaining the Standard Quality of their Athletic Goods, is, therefore, as obvious as is the necessity of the Government in maintaining a Standard Currency.

Thus each consumer is not only insuring himself but also protecting other consumers when he assists a Reliable Manufacturer in upholding his Trade-Mark and all that it stands for. Therefore, we urge all users of our Athletic Goods to assist us in maintaining the Spalding Standard of Excellence, by insisting that our Trade-Mark be plainly stamped on all athletic goods which they buy, because without this precaution our best efforts towards maintaining Standard Quality and preventing fraudulent substitution will be ineffectual.

Manufacturers of Standard Articles invariably suffer the reputation of being high-priced, and this sentiment is fostered and emphasized by makers of "inferior goods," with whom low prices are the main consideration.

A manufacturer of recognized Standard Goods, with a reputation to uphold and a guarantee to protect, must necessarily have higher prices than a manufacturer of cheap goods, whose idea of and basis of a claim for Standard Quality depends principally upon the eloquence of the salesman.

We know from experience that there is no quicksand more unstable than poverty in quality—and we avoid this quicksand by Standard Quality.

A. G. Spalding & Bros.

SPALDING'S

ATHLETIC LIBRARY

A separate book covers every Athletic Sport
and is Official and Standard
Price 10 cents each

GRAND PRIZE



GRAND PRIX



ST. LOUIS, 1904

SPALDING

PARIS, 1900

ATHLETIC GOODS

ARE THE STANDARD OF THE WORLD

A. G. SPALDING & BROS.

MAINTAIN WHOLESALE and RETAIL STORES in the FOLLOWING CITIES:


NEW YORK	CHICAGO	ST. LOUIS
BOSTON	MILWAUKEE	KANSAS CITY
PHILADELPHIA	DETROIT	SAN FRANCISCO
NEWARK	CINCINNATI	LOS ANGELES
BUFFALO	CLEVELAND	SEATTLE
SYRACUSE	COLUMBUS	MINNEAPOLIS
BALTIMORE	INDIANAPOLIS	ST. PAUL
WASHINGTON	PITTSBURGH	DENVER
LONDON, ENGLAND	ATLANTA	DALLAS
BIRMINGHAM, ENGLAND	LOUISVILLE	
MANCHESTER, ENGLAND	NEW ORLEANS	
EDINBURGH, SCOTLAND		
GLASGOW, SCOTLAND	MONTREAL, CANADA	
SYDNEY, AUSTRALIA	TORONTO, CANADA	
	PARIS, FRANCE	

Factories owned and operated by A. G. Spalding & Bros. and where all of Spalding's Trade-Marked Athletic Goods are made are located in the following cities:

NEW YORK	CHICAGO	SAN FRANCISCO	CHICOPEE, MASS.
BROOKLYN	BOSTON	PHILADELPHIA	LONDON, ENG.

509 - 4







SEPT. 68



N MANCHESTER,
INDIANA

LIBRARY OF CONGRESS



00008393230