

# THE ART OF DOG TRAINING

FOR THE HOUSE-DOG AND GUN-DOG

WITH NOTES ON FIELD TRIALS, KENNEL  
MANAGEMENT, BREEDING AND MINOR AILMENTS

*By*

LESLIE SPRAKE

(“ Middle Wallop ”)

*Author of “ The Art of Shooting ”; “ General Shooting Hints ”;  
“ Pheasants,” etc. in the Lonsdale Library; “ A Shooting Man’s  
Calendar ”; “ The Popular Retrievers,” etc.*

ILLUSTRATED FROM PHOTOGRAPHS

The  
Sports and Pastimes  
Library

H. F. & G. WITHERBY  
326 HIGH HOLBORN, LONDON, W.C.



HUP! THE SPANIEL PUPIL IS BEING TAUGHT TO DROP AT COMMAND AND SIGNAL—THE HAND RAISED IN THE AIR—WHILST THE HANDLER IS ABOUT TO THROW THE DUMMY

*(Frontispiece)*

*(Chapter IV)*



*First Published 1932*

*Printed for Messrs H. F. & G. Witherby  
at Middle Row Place, London*

## FOREWORD

*IN the following pages I write on dogs from two points of view:—*

1. For the benefit of those numerous inexperienced owners who wish to purchase a house dog (of any breed) and to train it to be amenable to control and to avoid behaviour which may be objectionable to other people.

2. To assist owners of retrievers and spaniels who intend to train their dogs for work in the shooting field, and at field trials.

In most books the authors assume that every individual is capable to train his dog, and I must admit that for many years I agreed with such an opinion. But, after making a long and careful study of the question, I have now come to the conclusion that there are certain people who are without this capability—due to lack of sympathy with the animal's mentality, inability to concentrate (sometimes through deficient vitality) or some other inexplicable psychological peculiarity—and a dog seems immediately able to realize such absence of the power of control, and to take

advantage accordingly. When this is the case, such an individual would be wise to have his dog trained by a professional handler, and so save himself worry and possible disappointment. But it is, nevertheless, essential that he should *understand and appreciate the details of his dog's education, so that subsequently he may continue to maintain the standard of training to which the animal has become accustomed.*

As the demand for trained gun-dogs always seems to exceed the supply, training dogs is a business which should offer good opportunities to anybody wishing to make a living—provided always that the person has a natural aptitude for the work.

I also include in this book details of kennel management, feeding, breeding, and simple remedies for minor ailments.

I take this opportunity to record my thanks to the Kennel Club for their permission to reprint certain paragraphs on field trials which have previously appeared in "The Kennel Club Gazette" under my pseudonym of "Middle Wallop".

LESLIE SPRAKE,  
*"Middle Wallop".*

# CONTENTS

	PAGE
FOREWORD . . . . .	5
CHAP.	
I. THE HOUSE DOG—	
The Way of a Man with a Dog . . . . .	13
Intelligence . . . . .	17
An Apparent Act of Intelligence . . . . .	17
Intelligence Beyond all Reason . . . . .	20
II. THE CHOICE OF A HOUSE DOG—	
Various Breeds . . . . .	24
Fox Terriers . . . . .	25
Spaniels . . . . .	26
Alsations . . . . .	28
Pekinese . . . . .	30
Cairn, Scottish and West Highland Terriers	31
Airedale Terriers . . . . .	32
Setters . . . . .	33
Labradors . . . . .	34
Sealyham Terriers . . . . .	37
Chow Chows . . . . .	38
Golden Retrievers . . . . .	39
Bulldogs . . . . .	39
Bull Terriers . . . . .	40
Other Breeds . . . . .	40
Prices, Sex and Time to Buy . . . . .	41

# CONTENTS

CHAP.	PAGE.
III. ELEMENTARY TRAINING OF THE HOUSE DOG—	
To take Medicine . . . . .	44
To be Clean in the House . . . . .	46
To Lead and Walk "to Heel" . . . . .	48
To Drop and Stay . . . . .	50
Mealtime Manners . . . . .	52
Barking . . . . .	53
Other Undesirable Habits . . . . .	55
Tricks . . . . .	57
Coming to Whistle . . . . .	60
Special Training for Terriers . . . . .	61
Training to Ferrets . . . . .	64
Marking . . . . .	64
IV. SPANIELS—	
Their Work in the Field . . . . .	66
Inherited Capabilities . . . . .	69
Choice of a Puppy . . . . .	73
Elementary Training . . . . .	77
To Prevent Gun-shyness . . . . .	77
Retrieving . . . . .	78
Hunting . . . . .	82
Retrieving Game . . . . .	85
Working to Signal . . . . .	86
Precautions . . . . .	86
V. RETRIEVERS.—	
Preparatory Lessons . . . . .	90
Entering to Game . . . . .	93
Advanced Education . . . . .	96
Steadying on Fur . . . . .	97
Assistance in the Field . . . . .	99
Work on Runners . . . . .	102
Hard Mouth . . . . .	104
Diffidence in Retrieving . . . . .	105

# CONTENTS

CHAP.	PAGE.
V. RETRIEVERS ( <i>continued</i> )—	
Work in Water . . . . .	106
The American's Dog . . . . .	110
The Purchased Retriever . . . . .	111
Cost of Professional Training . . . . .	115
VI. FIELD TRIALS—	
Adverse Criticism . . . . .	119
Field Trial Fallacies . . . . .	123
The Psychology of Judges . . . . .	126
The Preconceived Idea . . . . .	126
The " Idea Fixed " . . . . .	127
Individual Preference . . . . .	128
The Judge's Point of View . . . . .	128
The Handlers . . . . .	129
" Holding the Baby " at a Field Trial . . . . .	129
VII. KENNEL MANAGEMENT AND FEEDING—	
Comfortable Quarters . . . . .	131
A Range of Kennels . . . . .	134
Bedding . . . . .	136
Brushing and Washing the House Dog . . . . .	137
Exercise . . . . .	140
Feeding . . . . .	145
" Reducing " the Fat Dog . . . . .	150
VIII. BREEDING—	
Heat . . . . .	155
Mating . . . . .	156
Care of Bitch in Whelp . . . . .	157
Pupping . . . . .	161
Weaning . . . . .	164
Feeding the Puppies . . . . .	165
Physical Development of the Puppies . . . . .	166
Telegony . . . . .	167



# CONTENTS

CHAP.	PAGE.
IX. SIMPLE REMEDIES FOR MINOR AILMENTS—	
Indigestion . . . . .	172
Serious Illness . . . . .	174
Eczema . . . . .	175
Ear Trouble. . . . .	177
Eye Trouble . . . . .	179
Rheumatism . . . . .	180
Worms . . . . .	181
Hysteria . . . . .	183
Convulsions in Puppies . . . . .	184
Teeth . . . . .	185
Nails . . . . .	186
Lice . . . . .	187
Distemper . . . . .	188

## PLATES

HUP! THE SPANIEL PUPIL IS BEING TAUGHT TO DROP AT COMMAND AND SIGNAL . . . . .	<i>Frontispiece</i>
CAIRN TERRIER "IN PLAY" .	<i>Facing page 30</i>
DACHSHUND . . . . .	" " 30
SCHNAUZERS "IN PLAY OVER THE NET" . . . . .	" " 60
THE DOG AS A PLAYMATE .	" " 60
THE COCKER SPANIEL GIVES THE PARTRIDGE RIGHT UP TO THE HAND . . . . .	" " 82
A PERFECT DELIVERY BY A LABRADOR . . . . .	" " 82

TO THE MEMORY OF  
FIELD TRIAL CHAMPION  
'WALLOP DODIE", 1920-1932.

## CHAPTER I

### THE HOUSE DOG

The Way of a Man with a Dog—Intelligence—An Apparent Act of Intelligence Explained as the Result of Chance—An Act of Intelligence which could not be otherwise Explained—Intelligence beyond all Reason.

#### THE WAY OF A MAN WITH A DOG

PERHAPS one of the most pleasing signs of contemporary enlightenment with regard to the treatment of animals in Great Britain and America, is that it is now generally recognized that the average dog is more amenable to education by mental influence than by physical punishment—in fact we nowadays talk about *training* a dog and no longer ask about having a dog “*broken*”. Even as late as pre-war days (and I must admit there are still a few survivals of the cave man owner) it was a usual point of view to consider the only way to train dogs was to “treat ’em ’ard”—with the consequence that a disgruntled owner would relieve his temper by inflicting on his docile dog the irritation which he was unable to ventilate on his friends or

## THE ART OF DOG TRAINING

family! A dog may fear such an owner, and even remain attached to him, but the animal will never show the best side of its nature to a man who rules by physical power alone.

On the other hand it is very easy to be carried away by sentimentality where dogs are concerned, and many people attempt to elevate the dog to a sphere which, probably, the animal itself has no desire to attain. A dog which is thoroughly spoiled is one of the nastiest sights on earth, and a most unpleasant associate in this life: overfed until it is ill and irritable; petted and pampered to a state of debility; such an animal's owner is its worst enemy. When I see one of these spoiled darlings I am always reminded of a lady of my acquaintance who once remarked to me: "My dear little 'Weenie' is so obedient, he does everything I tell him to do . . . . of course, I never tell him to do anything he does not want to do"!

In my opinion *every* dog, whatever its breed or rôle in life, should receive sufficient training to make it capable of self control, to be amenable to discipline, and a welcome companion to its master without being a nuisance to other people.

For this purpose an owner, if he intends to train his dog for himself, should acquire the

## THE HOUSE DOG

animal in its puppyhood; he should feed and look after his pupil, and not allow any other person to exercise control until the dog is, at least, a year old; he should be consistent in his training, and exercise extreme patience to the end that every order he gives is actually obeyed. I do not assert that the infliction of corporal punishment is entirely unnecessary, as the occasion *may* arise when the instructor *knows* that his pupil is disobedient through sheer cussedness; but the average dog is usually amenable to voice control alone, if this has been correctly instilled in the animal's mind. When a smacking is absolutely essential, a strap should be used for the purpose (there is always a risk of breaking some small bone or causing other damage if a stick or a whip is used) and the castigation should be sufficiently drastic for the animal to remember, so that in future the puppy will know what to expect if it is disobedient—with the consequence that no further chastisement may ever be required. If only a very feeble smacking is given as a punishment it will probably be wasted, and the puppy be encouraged to ignore control. Above all, a dog should *never* be nagged at, but be regarded as possessing the inclination to behave as a desirable member of society if given a

## THE ART OF DOG TRAINING

reasonable opportunity to do so. No punishment should ever be given unless the puppy is actually caught in the act of disobedience, or the owner is *certain* that his pupil understands the reason for its correction; and in the case of a very highly-strung, nervous dog, corporal punishment must *never* be inflicted.

But the way of a man with a dog must be considered also from the point of view of the treatment of *another* man's dog, and particularly with regard to the management of a strange animal which shows signs of ferocity. Fortunately, very few dogs are ferocious by nature, and in nine cases out of ten a dog shows aversion to a strange person because it is nervous rather than belligerent, and if a person shows no sign of fear but keeps quiet and talks to the dog in a steady monotonous tone of voice, the dog will usually make no actual attempt to attack. No advances should be made, as a nervous animal may misinterpret such an attempt to soothe it, but the dog should be allowed to approach and make investigations whilst the stranger stands still. I must admit that such patient treatment cannot always be practised—for instance, the postman's round would be considerably delayed if he behaved to every dog in such a fashion!

# THE HOUSE DOG

## INTELLIGENCE

Some biologists have spent much time and study in attempting to prove that dogs are unable to reason; but the ordinary owner is content, as a rule, to think that his own dog, at any rate, is able to do so!

It is difficult to define exactly what the ability to reason means, and we must admit there is a distinction between *rational* conduct and *intelligent* behaviour. Many of the cases quoted (apparently convincing) as evidence of reason, are able to be explained as mere chance happenings or the result of instinctive prompting; but on the other hand certain examples of more ordinary behaviour may demonstrate convincing evidence of a dog's intelligence. I have, for many years, carefully noted details of such actions on the part of my dogs which suggested intelligence—and, possibly, an ability to reason—and I quote examples to illustrate these two points of view.

### AN APPARENT ACT OF INTELLIGENCE EXPLAINED AS THE RESULT OF CHANCE

I was staying with friends at the seaside and had a favourite spaniel with me, who made great friends with the dog of the house—a terrier with



## THE ART OF DOG TRAINING

more breed than brains—and the two dogs were allowed to go out together in the adjoining road (before the days of motor cars!) To get back into the garden, which surrounded the house, the dogs had to push open a gate which was held in place by a strong spring, and although the weight of the spaniel was sufficient to move the gate, the terrier was too small to make it open. One afternoon the terrier went out for a walk unaccompanied, and the spaniel remained curled up asleep in his basket in the house. Later in the day loud wails were heard in the distance and recognized as the terrier's complaining voice, and the spaniel immediately woke up and jumped out of the open window. The terrier was trying to get into the garden but was unable to push open the spring gate; the spaniel, going out by the drive entrance, went round to the terrier's assistance, pushed open the gate, let the terrier through—and straightway returned to his basket!

This was regarded as a marvellous act of intelligence on the part of the spaniel, and my common-sense explanation was received with scorn! But actually this apparent act of intelligence may have had a very simple cause, viz.: that the spaniel hearing the terrier in distress, went to investigate, and having joined

## THE HOUSE DOG

his friend, pushed open the gate to return, as a matter of course!

I quote this to show how difficult it is to *prove* an act of intelligence; but I have selected another instance, from many, of what I consider to be a *convincing* example of intelligence—and possibly of reasoning, if we define the latter simply as the ability to connect cause and effect (actually, such a definition is not sufficiently comprehensive).

### AN ACT OF INTELLIGENCE WHICH COULD NOT BE OTHERWISE EXPLAINED

Many years ago, I noticed that one of my Labrador retrievers, at the end of a beat at a pheasant shoot, when sent to pick up, would ignore all the dead birds—many lying conspicuously on open ground—and go straight to the fall of a pheasant which subsequently proved to be a runner. On the first few occasions I thought this selection was entirely a matter of chance, or possibly the result of the dog being able to see a pheasant actually start running when it had reached the ground. But the dog continued to make a regular practice of this selection, and I made a point of carefully watching. I came to the conclusion that there was no doubt whatever

## THE ART OF DOG TRAINING

that the dog recognized a runner by its manner of falling (of course, most shooting men are able to do this) and was able to connect cause and effect by realizing that such a runner would be more difficult to collect than the dead birds—consequently, he ignored the latter until he had pursued and retrieved the more difficult bird. On several occasions I asked friends to watch this performance, and they were also convinced. But here again, there was evidence of limitation in intelligence—for if there happened to be *two* runners, the dog would be quite willing to pick up the *dead* birds after he had retrieved only *one* of the more agile pheasants.

No other dog, of the large number I have owned, has ever demonstrated a similar ability to recognize runners and reason out the necessity for preferential treatment—though, of course, I have *seen* many dogs willing to make immediate pursuit of all falling birds, and some even try to *catch* pheasants as they fell!

### INTELLIGENCE BEYOND ALL REASON

To descend from the sublime to the ridiculous, I must conclude this section with the story of a friend who had an experience of “intelligence beyond all reason”.

## THE HOUSE DOG

My friend G. had bought a very well-trained and wonderfully steady retriever. On the first day's partridge shooting, the dog, having retrieved all the birds which G. had shot at the first drive, was dropped at the stand to wait until the Guns moved on. G. was a rather absent-minded individual, and to his horror discovered at the subsequent drive that he had forgotten all about his dog and left it "dropped" at his previous stand; of course, he had to go back to fetch the animal, and G. was ragged unmercifully by his fellow Guns for the rest of the day; but at the last stand G. got his own back; for, to the sarcastic remark, "How clever of you to actually finish without losing the dog," he replied, "Well, I'll tell you a secret. At the second stand I noticed that the dog seemed very friendly and kept on poking his head against my side as I stood waiting for birds to come, and he was so persistent in this nuzzling that I looked down to see what was happening; to my astonishment I discovered that he had pulled my handkerchief partly out from my pocket, and then to my amazement I saw that he had *tied a knot in the corner of it* . . . . how *could* I forget him again after that ! ! ! "

## CHAPTER II

### THE CHOICE OF A HOUSE DOG

Various Breeds—Fox Terriers—Spaniels—Alsations—Pekinese—Cairn, Scottish and West Highland Terriers—Airedale Terriers—Setters—Labradors, Sealyham Terriers—Chow Chows—Golden Retrievers—Bulldogs—Bull Terriers—Other Breeds—Prices, Sex, and Times to Buy.

IF you are buying a grown-up house dog which is supposed to be already trained to obedience, notice if the animal keeps its eyes turned towards its owner, and watch the dog's expression as the owner speaks. Most dogs which are intelligent and amenable to control will watch their owners with anticipation and sympathy—the dog which has a vacant, pre-occupied look is seldom obedient.

Before commencing to give details on the training of a house dog, I will write on the question of the choice of a suitable breed for the inexperienced owner. Actually the strain, training and care are more important than the variety. The usual request by a person who wishes to acquire a house dog is: "I want a dog which is companionable, quiet with children, and does not fight". Now, although we should

## THE CHOICE OF A HOUSE DOG

naturally expect a dog of a breed used for vermin destruction to be more irascible than a so-called lap dog, it does not always follow that such is the case; many terriers I have owned or known have had most amicable temperaments. Therefore, when choosing a dog, select the breed you fancy (perhaps avoiding the few breeds which are *known* to be unreliable in temper), but only accept a puppy of parents which have demonstrated the characteristics you desire. Subsequently, the development of the dog's temperament depends, almost entirely, on how you bring up and control it; never tease the dog; punish all attempts to fight; be kind but firm; feed with discrimination; accustom the puppy to submit to handling and give plenty of exercise. If such directions are carefully followed, irascibility (if the dog is healthy) should be rare.

The average person who intends to buy a house dog probably considers the prospective purchase from one of two points of view: either he (or she) requires an animal which will act as a guard to the person or the house—particularly for a woman who may live in an isolated district or take walks in lonely country—or the dog may be wanted merely as a companion, irrespective of its capability for defence.

## THE ART OF DOG TRAINING

It may therefore be of interest to the reader if we consider the most popular of the various breeds, and note the different characteristics which the average representative of each variety is likely to demonstrate, and its amenity to control and training.

### VARIOUS BREEDS

There are more than 75 breeds of dogs recognized by the Kennel Club—of which over 44,000 representatives were registered in 1931—so the choice of variety is wide. Furthermore, there is always the mongrel and its cockney-like attractions to be considered; though in these days of commercial enterprise the purchaser would be wise to limit his choice to a pedigree dog—for not only have the progeny of the latter a certain value, but the offspring of a mongrel dog (which may in itself be of delightful and docile disposition) will often revert to an ancestor which lacked any such desirable trait. The mongrel may be amiable, clean and trustworthy, but the puppies will often show a lack of all such characteristics; whereas the bitch of good pedigree should normally be expected to transmit at any rate a *tendency* to the characteristics which she herself possesses.

## THE CHOICE OF A HOUSE DOG

I will consider the breeds in their order of popularity as shown by the number of registrations in the year ending March, 1931, as stated in the "Kennel Gazette" of April, 1932.

### FOX TERRIERS

There were more than 6,000 wire-haired fox-terriers, and nearly 2,000 smooth-haired, registered in 1931. The popularity of the fox-terrier is easily understood, for in this breed we have a dog which satisfies our requirements from nearly every point of view; few breeds can offer representatives which are so satisfactory as house dogs, and although they may lack the size which would make them particularly formidable they are sufficiently efficient as guards; in the house they are easy to train, naturally clean and make ideal companions. The only drawback to the dogs of this delightful breed, in some circumstances, is their keenness on hunting, as it may lead to unpleasantness and trouble when the terrier makes a practice of poaching in the country; on the other hand this sporting tendency, when legitimately exercised, may prove very useful for killing rats, and on those other numerous occasions when a terrier may be wanted to assist.



## THE ART OF DOG TRAINING

Perhaps those of us who are old-fashioned may regret the scarcity nowadays of that hard-bitten short-nosed type which knew not the meaning of fear; but the modern terrier is more attractive in appearance, and, when a careful selection is made, a *high-couraged* representative can usually be acquired.

### SPANIELS

There were 4,646 cocker, and more than 1,000 springer, spaniels registered in 1931. To me the cocker spaniel is the ideal dog—most attractive in appearance, amiable in disposition, devoted as a friend and most useful as an assistant in the shooting field.

As a companion for children no dog could be more desirable; I have seen most painful impositions inflicted (of course, unintentionally) on a cocker spaniel by a child, without the dog making the least show of bad temper—in fact, the usual response is an invitation to continue the torture!

Possibly as a house guard the cocker may not always be satisfactory, though a springer is usually sufficiently alert in this respect; but if the cocker is not allowed to make friends with all and sundry, it may often be encouraged to become

## THE CHOICE OF A HOUSE DOG

efficient as a sentinel. The spaniel is seldom a barker—unless it is unwisely encouraged by excitement—and this is a great boon to those of us who still retain some respect for our sense of hearing. Only those who have possessed—or perhaps it would be more correct to say have been possessed by—a cocker spaniel can understand the companionship which one of these dogs is able to offer, and it is difficult to avoid a sentimental description of the devotion and altruism of which this breed is capable.

To the shooting man who cannot afford to spend much money on his sport, one of the several breeds of spaniels should be most satisfactory; they may be more difficult than a retriever to make steady, but, as the dog will usually be required only for rough shooting, this lack of steadiness may not be important, and as a hunter the spaniel should be naturally efficient.

I have heard the objection made to the spaniel as a house dog, that, having a long coat, it picks up and brings a lot of dirt into the house. There may be a certain amount of truth in this statement, but the few minutes spent on a wipe over with a towel will be amply recompensed by the enjoyment derived from the possession of such an animal.

# THE ART OF DOG TRAINING

## ALSATIANS

Over 2,700 Alsatians were registered in 1931. In my opinion this breed of dog has been given an exaggerated reputation for ferocity by articles and letters in the Press. Of course, it must be admitted that certain representatives of the breed have demonstrated an undesirable readiness to attack people, but this tendency could often be accounted for by two reasons: firstly, that at one time some Alsatians were inbred to such an extent that a few of them were excessively nervous, and their so-called ferocity was actually the result of timidity; and secondly, some people who had not the slightest idea of how to handle or control a dog, bought Alsatians which had been trained for police work, and the consequent misunderstanding between owner and dog occasionally led to unfortunate results.

Nowadays most of the breeders and owners of Alsatians endeavour to eliminate all nervous tendencies by only breeding from bold animals, and the purchaser can usually obtain a puppy free from such a taint.

As a guard, the appearance alone of an Alsatian will deter a tramp or other evil-minded person; and in the house it is, for its size, an

## THE CHOICE OF A HOUSE DOG

extraordinary gentle one-man dog, and becomes devoted to its master.

The Alsatian may easily be trained to retrieve game; but before devoting the necessary time to such training, the owner would be wise to ascertain for certain if the animal has a soft mouth—as such an essential characteristic is often lacking. The following experience illustrates the unfortunate result of failing to take such precaution. A friend of mine had a kennel of Alsatis and told me that she was training some of them as retrievers; towards the end of the shooting season she brought one of the dogs out on a partridge shooting day; the promising animal sat quite steady at each stand, and made no attempt to run in; but I noticed that, up to the last drive, the owner had not attempted to send the Alsatian to retrieve any of the birds; I therefore told her where one of my partridges had fallen, and suggested that she should allow her dog to retrieve it; when told to “hie lost” the Alsatian went out in good style, ranged well and soon found the bird; but the grip of acquisition made me shudder to watch, and the taste of the partridge was evidently so attractive that a more *intimate* clasp followed; the owner’s calls and whistles were ignored, and she started in pursuit to retrieve her intended re-

## THE ART OF DOG TRAINING

triever; but by this time the Alsatian had definitely decided that partridge was an object for collation rather than collection, and, chewing the bird, the dog proceeded to elude the pursuit of its mistress; and when finally recovered the partridge was even beyond the ragoût stage! But, on the other hand, I have known two Alsatians with excellent mouths, and they were regularly used as retrievers with great success.


### PEKINESE

There were 2,696 Pekinese registered in 1931.

I suppose this breed of dog must, of necessity, be considered a luxury animal; its inscrutable character and independent spirit are most attractive.

*It is, of course, a typical house dog; but the Pekinese is a stout-hearted little fellow and is quite capable—when fed correctly and not pampered—of joining its mistress on a country walk for a reasonable distance.*

Certainly most of the representatives of this breed which I have known have been rather capricious in their choice of food; but I think it quite probable that if such caprice were not pandered to in puppyhood, the Pekinese would be quite willing to eat—and to be exceptionally



(Upper) MRS FERARD'S CAIRN TERRIER, "ANGUS," "IN PLAY"  
(Lower) MISS V. HAY'S DACHSHUND "KIMPTON BEDWYN."



## THE CHOICE OF A HOUSE DOG

fit as a consequence of eating—quite plain ordinary provender.

To the dweller in a small flat or house in a big town, the Pekinese offers many attractions—if only this breed could improve its voice production or, better still, become more accustomed to voice restraint!

### CAIRN, SCOTTISH, AND WEST HIGHLAND TERRIERS

Of the first-named nearly 2,500, of the second more than this number, and of the third over 500 were registered in 1931.

In my opinion a representative of any of these breeds should be an ideal friend for a person living in either town or country. These terriers are, of course, keen hunters, but if properly trained and controlled in youth they may be restrained from indulging in this, often undesirable, habit.

They can very easily be trained to the house, as they seem to be naturally clean. Any tendency to fighting must be checked whilst they are still young, as these dogs are such stout-hearted little fellows that if they are in any way encouraged to fight, they may become rather a nuisance when taken out for exercise. But, if correctly restrained, they should develop an amiable disposition.



## THE ART OF DOG TRAINING

If the owner has a Shoot and wishes to use his dogs for rabbit hunting, these terriers will soon learn to work thick cover to bolt rabbits; but they are not, of course, natural retrievers, though they can occasionally be taught to perform this useful assistance. In order to train one of these terriers to work always within shot of its owner, a check cord should be used in the method explained in the chapter on training spaniels.

### AIREDALE TERRIERS

Over 1,700 Airedale terriers were registered in

These dogs have a reputation for fighting and, as a general rule, should only be kept by an owner who is capable to control a dog properly; but if an Airedale is carefully trained, when it is young, to resist the pugnacious disposition of which some of this breed seem possessed, it can easily be corrected of the tendency to fight.

And although the Airedale may be accused of being a fighter, it is seldom a bully. As an example of this, I will relate an experience: When I was coaching college crews for rowing at Cambridge, I usually hired a certain grey mare, and she was often accompanied by an Airedale terrier when the ostler brought her down to the

## THE CHOICE OF A HOUSE DOG

tow-path. This dog would follow quite peacefully until it met another representative of the same breed, when a battle royal would usually result. One of the other coaches unfortunately owned an Airedale, and it was almost a daily occurrence for the two dogs to have a terrific fight when they met, with the annoying necessity of the owner and myself having to dismount, seize the combatants (each of us hanging on to a tail) and hurl them into the river where the fight would continue until they were half-drowned; *but neither of these dogs would attempt to interfere in any way with the numerous small dogs which they met on the tow-path every day.*

In districts where tramps are plentiful, the appearance of an Airedale as a companion to a solitary woman has a most salutary effect!

### SETTERS

Nearly 2,000 setters (Irish, English and Gordons) were registered in 1931.

Noble in appearance, the setter is also usually noble in character; but to encourage this nobility to develop, the setter should be acquired as a puppy and kept as a companion. If the dog is required solely for work, and is left entirely in

## THE ART OF DOG TRAINING

the control of a keeper, a setter becomes so keen on sport that the more amiable characteristics often become dormant. But a setter (particularly an Irish setter) which has been brought up from puppyhood as a companion, becomes almost human in its understanding and affection. There is sometimes a tendency to obstinacy, and this must be carefully corrected; plenty of exercise is essential.

Being very high-spirited, the setter is sometimes rather a clumsy dog to have in the house; but with modern steel furniture and absence of ornaments, no damage may result!

### LABRADORS

These were 1,177 Labradors registered in 1931.

I have owned a kennel of these retrievers for twenty years, and still consider one of this breed to be the ideal dog—at any rate for the countryman—from every point of view. Given the right strain and correct upbringing, you may possess in the Labrador a dog of benignant fidelity which no other breed can surpass. With few exceptions (one or two strains seem to have acquired an unfortunate pugnacious trait) no breed could be more amicable in disposition and,

## THE CHOICE OF A HOUSE DOG

of the numerous Labradors which I have bred, only two have demonstrated a contumacious disposition—and this was the unfortunate result of rivalry in a canine triangle episode!

Watch an old-fashioned Labrador at a “Meet” for a day’s shooting; he either remains aloof and shows a somewhat superior disinterestedness in the other dogs, or he lumbers round in an affable fashion, introducing himself to all his distant relatives with a sort of humble insinuating demeanour. If his advances are rejected—and perhaps a soured bitch may even snarl at him—he turns away with a hurt expression and makes no attempt to return the insult!

To his master he gives a devoted, but not cringing, friendship—you feel that he always retains a justifiable self-esteem—and, when properly encouraged from puppyhood, demonstrates an ardent desire to acquire the necessary competence as an assistant in the shooting field.

The Labrador seems to have a natural tolerance of young things, and I have often seen a puppy tease a strange Labrador without the latter showing any signs of ill-temper; and to children this breed of dog is usually gentle and long-suffering—in fact no dog could be more ideal as a child’s companion.

## THE ART OF DOG TRAINING

The excellence of the Labrador as a shooting dog is proved by the number of prizes won at Field Trials by representatives of this breed, and as a house dog the Labrador is usually instinctively clean and gentle, and moreover, unlike many dogs, is seldom "smelly"—this is partly due to the short hard coat, and also to the fact that this (and a few other breeds) seem to have a natural pleasant odour.

It may be thought that, owing to an exceptionally amiable disposition, the Labrador is no good as a house dog—and as this breed is usually willing to be friendly to all and sundry, I was, for some time, personally doubtful of its capability in this respect—but after an experience in which the most amiable dog I have ever possessed was concerned, I altered my opinion, and I am quite certain that when an actual interference occurs, the Labrador can be thoroughly relied on to attack an aggressor. On the occasion referred to I was living in a lonely part of the country and the maidservants always liked to have a dog in the kitchen with them when nobody else was in the house; but the particular Labrador dog to which they were exceptionally devoted (and always preferred to have with them), was so good-tempered and friendly that I

## THE CHOICE OF A HOUSE DOG

was doubtful if he would make the slightest attempt to attack an intruder; however, on a certain afternoon a tramp came to the kitchen door to beg, and when the cook refused to give him anything, he became abusive and put his foot in the doorway to prevent the door being closed; up to then the dog had lain quietly in front of the fire, taking no notice of the conversation, but immediately the tramp became aggressive, the cook called to the dog. The cook described the sequence as follows, "When the tramp put out his hand to push me, "Don's (the dog) hackles went up like a toothbrush and he bounded in fury at the man who only just got the door shut in time to keep the dog off; the tramp then bolted off in terror!"

In addition to its capability as a retriever, the Labrador can be taught to assist in many capacities; thus I have known this breed of dog used to help land fish instead of using a net, to pull a sleigh, and to tow the rider on a bicycle—the Labrador seems to revel in work as a draught animal, and makes one wonder if their distant ancestors were regularly used for this purpose.

### SEALYHAM TERRIERS

Over 1,200 of these terriers were registered in 1931.

## THE ART OF DOG TRAINING

This is a stout-hearted little fellow who knows not fear. The Sealyham is a wonderful ratter, and although not quite as agile as a fox terrier owing to its short legs, one of this breed soon becomes adept at quickly killing its captures.

A Sealyham should be acquired in puppyhood (unless an older purchase has been properly trained), and the owner must be firm in control to make his charge thoroughly understand that obedience will always be insisted upon; otherwise some of these dogs become very obstinate and self-willed. But I know from my own experience that if these dogs are treated fairly and firmly they will be all that can be desired.

As some strains of Sealyhams are very subject to eczema, the intending purchaser should ascertain if the parents of the puppy he proposes to buy are subject to this trouble, which is hereditary—if the parents have always been free of eczema the puppies are not so likely to develop such an infliction *if they are properly fed and exercised.*

### CHOW CHOWS

More than 1,000 of these dogs were registered in 1931.

There is something about a Chow which almost takes it out of the category of a dog; this breed

## THE CHOICE OF A HOUSE DOG

has a spirit of independence which is difficult to control, and an intelligence which is somewhat enigmatical.

This is not the dog for the poor man living in a town; but to the man of means the Chow can be a perfect companion, as it becomes devoted to an owner, though not responsive to the advances of others.

### GOLDEN RETRIEVERS

Nearly 650 of these dogs were registered in the year ending March, 1931.

This dog is deservedly popular both for shooting purposes and as a companion. If one of a good strain is obtained it may be easily trained, and should become most satisfactory for work with the gun.

The golden retriever is a beautiful animal in appearance, and in character is usually amenable.

### BULLDOGS

Eight hundred and sixty-five bulldogs were registered in 1931.

This is a dog for the specialist rather than the ordinary dog owner; but the character of the bulldog belies its appearance, as it is usually quite kindly in disposition. Extra care must be taken



## THE ART OF DOG TRAINING

when breeding from a bitch of this breed, as there is sometimes a difficulty in parturition. If a bulldog lives in the house it must be kept scrupulously clean, as otherwise this breed has a rather pungent odour.

### BULL TERRIERS

More than 600 of these dogs were registered in 1931.

This again is a dog which is favoured by the specialist rather than the ordinary dog owner. Some bull terriers are inclined to be pugnacious, and may be unpleasant to keep in a town; but in the country they are very useful as guards, and become devoted to their owners.

### OTHER BREEDS

To mention the characteristics of a few other breeds which are deservedly popular.

The Poodle is an exceptionally clever animal, can easily be taught tricks and may be trained to retrieve.

It requires regular trimming by an expert (which is rather an expensive affair), and is often very diffident about its food.

The Dachshund is a delightfully sporting little dog, and becomes very affectionate to its owner.

## THE CHOICE OF A HOUSE DOG

It is easily house-trained, and is suitable for town or country; it is not a fighter and gets on well with other dogs.

Schnauzers are very smart in appearance and make useful country companions; they seem to be hardy and easily trained.

Bloodhounds, Borzois, Deerhounds, Wolfhounds, Great Danes, Mastiffs, Newfoundlands, Sheep-dogs and St. Bernards, all have their attractions, but are too large for the ordinary dog owner. Other popular breeds are: Elkhounds, Greyhounds, Salukis, Irish terriers, Kerry Blue terriers, Welsh terriers, Collies, and Dalmatians.

### PRICES, SEX AND TIME TO BUY

A purchaser should be able to buy a well-bred pedigree puppy of most of the house-dog breeds for about two guineas. For a shooting dog of good working pedigree he may have to pay from six to ten guineas for a puppy, and the offspring of prizewinners (either in the field or on the bench) will also of course command a higher price. Further details with regard to the purchase and professional training of shooting dogs will be found in a later chapter.

In a town, where facilities may not exist for keeping a bitch in confinement during the period

## THE ART OF DOG TRAINING

of her heat, a dog may be more convenient to look after; but in my opinion the actual temperament of a bitch is preferable to that of a dog, and in the country I should always recommend the one-dog owner to choose a bitch for his companion—this sex is usually more amenable and affectionate, and lacks the disagreeable habit of defiling prominent bushes, posts, etc., which a dog is likely to demonstrate. Furthermore, one of the greatest attractions of dog ownership is to breed a litter of puppies.

If the purchaser wishes to buy a puppy he would be wise to do so in the spring. At this time of the year there should be more sun, which is most important to the correct development of a puppy; and dry weather prevents the continual bringing of dirt into the house by the young dog after it has been out for exercise. And should the puppy catch distemper, or develop other disease, satisfactory treatment and cure is much easier when the weather is fine and warm.

In conclusion of this chapter, I should like to pay a tribute to the Kennel Club and its Secretary—Mr. H. T. W. Bowell. The average owner of a dog is inclined to accept Kennel Club management as a matter of course, and does not always realize the wonderful benefits to the dog

## THE CHOICE OF A HOUSE DOG

owner which result from the system of registration of pedigrees, regulations for Shows, and the numerous other advantages which Kennel Club control offers. In fact, the Kennel Club is a National Government, run on ideal lines, for the management of national canine affairs.

Every wise owner should register his dog at the Kennel Club—the cost is only the modest sum of 3s., if the parents have been registered.

## CHAPTER III

# ELEMENTARY TRAINING OF THE HOUSE DOG

To take Medicine—To be Clean in the House—To Lead and to Walk  
“ to Heel ”—To Drop and Stay—Mealtime Manners—Barking  
—Other Undesirable Habits—Tricks—Coming to Whistle—  
Special Training for Terriers—Training to Ferrets—Marking.

A bad-mannered dog is a reflection to its owner—  
and it is often a reflection *of* its owner.

There are five things which every house dog should be taught, viz.: to take medicine quietly; to be clean in the house; to go on a lead without pulling, and to walk to heel; to drop and stay; and to behave properly at mealtime. If a dog properly acquires these accomplishments it should become an animal which the most critical person will be pleased to own. There are, of course, other details of good behaviour to which a dog should become accustomed, and I will also give suggestions for training to such an end.

### TO TAKE MEDICINE

Every dog, after it is about ten weeks old, should be given lessons in taking medicine, and

## ELEMENTARY TRAINING OF HOUSE DOG

be taught to submit quietly to handling. If the necessary tuition is given at this early age, much trouble will be saved in later years.

Whilst giving medicine, the animal may be held firmly between the knees of the person holding the dog, and the handler will thus have his hands free to open the mouth of the patient whilst another person pushes in the concoction. To open the mouth to give pills, etc., a hand should clasp each jaw, and, by pressing the lips against the teeth, force them quietly apart; but if liquid only is being given, clasp the muzzle in one hand, and keep the teeth together whilst the tip of the spoon is inserted just inside the lips at the angle of the mouth—and the liquid can then be slowly poured in. When a pill is given it should be dropped or pushed back as far as possible in the throat, whilst the muzzle of the dog is held tilted upwards; similarly, a powder should be shaken on to the back part of the tongue; and in both cases the mouth should be immediately closed, after the concoction has been inserted, and held firmly until the dog swallows. Of course, an experienced person is able to give medicine to a dog without assistance, but if help is available the administration is easier to do satisfactorily.

## THE ART OF DOG TRAINING

But even with assistance it is sometimes difficult to give medicine to a large dog who is determined to resist at all costs—and, in addition, the animal suffers considerable distress—and therefore, by accustoming the dog from its puppyhood to take medicine quietly, you may minimize the difficulty. For this purpose you must occasionally *pretend* to give the puppy medicine by holding the animal and administering a powder or liquid in the usual fashion, but instead of some evil tasting powder or liquid you should substitute a little jam or some milk.

All handling must be done quietly but firmly, and if the person holding the dog talks in a soothing voice, this will often have a calming effect.

It is extraordinary how a dog, which is thus accustomed to being handled sympathetically, will submit to quite painful operations without the necessity of being held down at all—and I once put nine stitches in a Labrador retriever's chest whilst it lay perfectly quiet, licking my hand.

### TO BE CLEAN IN THE HOUSE

Most dogs are clean by nature, and when they are unclean in the house it is often the fault of the owner who has omitted to give his dog sufficient

## ELEMENTARY TRAINING OF HOUSE DOG

opportunities to go out of doors for the purpose of relieving itself.

Puppies usually seek to relieve themselves at frequent intervals, and it may not be possible for an owner to spare the time for so many outings; in such case, a box containing sawdust should be kept in a corner of the room, and if the puppy is placed on it fairly often—particularly after each meal—the animal will soon learn to go to the box regularly.

Should the puppy or older dog misbehave, it is most important that when the mess is cleaned up, the place should be treated with some strong smelling disinfectant—otherwise the odour of the spot will attract the dog to the same place, for a similar purpose, on a subsequent occasion.

All house dogs should be taken out for a short walk several times a day, and, particularly, an outing should be made the first thing in the morning, after each meal, and last thing at night.

If a dog is dirty in the house at night, such misbehaviour may often be cured if it is chained up—of course, in such a position that the animal can lie down in comfort on its usual bed. Small dogs may be made to sleep in a closed basket.

Some dogs which live in outside kennels will occasionally soil their beds, and this may often



## THE ART OF DOG TRAINING

be cured if food (dry, of course) is scattered over the bed for the animal to pick up at meal time.

Do not turn your young dog out of the house, for a long period, by itself; as such outings, in the country, may result in the puppy acquiring very bad habits—it may be encouraged by some dog friend to go off poaching, chasing sheep, killing fowls or some other crime which may result in your animal having to be destroyed.

### TO LEAD AND TO WALK “ TO HEEL ”

Nothing is so annoying and tiring as a dog which will not submit quietly to be led. How often do you see an animal “straining at the leash” and almost pulling its owner off his feet. No dog ought to be allowed to do this, but should be trained to submit quietly to the restraining influence for which a lead is used.

The owner should accustom the puppy to be led when it is quite young. On the first occasion on which a collar and lead are used, the puppy will probably treat the whole affair as a game, and the master should as much as possible encourage the puppy so to regard the affair. Thus the pupil should be encouraged to come on—when it hangs back—by coaxing rather than a

## ELEMENTARY TRAINING OF HOUSE DOG

rough jerk, and only gentle pressure put on the lead to restrain the puppy from too quick an advance. If the pupil rolls on its back with an invitation for a "tummy rub", *don't* jerk the little thing roughly to its feet, but indulge its desire and then carry on with the lesson.

After the puppy has become accustomed to the feel of the collar and lead, rather more drastic steps may be taken to control the pupil. A long thin stick should be carried, and a gentle tap given, with the command "heel", whenever the animal hangs back or strains forward on the lead. If the puppy is thus trained to realize the meaning of the word "heel", it can always be checked on future occasions when it attempts to pull at the lead.

When the puppy has become quite accustomed to the lead, it can be taught to walk "to heel" without being led. If the dog hangs back it must be immediately rated and made to follow close; if the animal forges ahead, a tap from the stick on the nose should check it. Don't give a lesson in walking "to heel" when in the company of another person, as the distraction of conversation will probably prevent that concentration on the puppy which is essential—keep the pupil on a lead on such an occasion.

## THE ART OF DOG TRAINING

When a very obstinate puppy refuses to obey the command "to heel", it may be necessary to use a check cord; for this purpose three or four yards of strong cord should be attached to the collar, with the other end left to trail behind the dog; the owner can then tread on the trailing cord to check the puppy, if the latter is disobedient to command.

### TO DROP AND STAY

It should be a simple affair to teach a young dog to drop—particularly if it has been taught to realize the meaning of the tone of voice used by its master—a quiet friendly tone to indicate approval, and an abrupt hard "No" to indicate disapproval.

The puppy should be pressed down, by the handler's left hand, and made to crouch on the ground, the handler standing over it with his right hand raised in the air, and saying in a firm voice, "Drop"; and any attempt to rise must immediately be checked by a repetition of action and command. As soon as the pupil demonstrates acquiescence to this vocal injunction without continual physical control by pressure, the handler may gradually move away from the dropped animal—but continue to hold his hand above his head as a signal, and any attempt on the part of the latter to move must be *immediately*

## ELEMENTARY TRAINING OF HOUSE DOG

checked. After a few lessons the puppy will begin to realize what is required of it, and in the course of a few days should become instantly obedient to signal and command.

Having taught the pupil to drop, the next lesson should be to teach it to stay where it has been dropped until told to move. This is a most useful accomplishment and quite easily instilled in the mind of the average intelligent dog.

The pupil should be told to "drop" and "stay there"—and you will be wise, when the animal is required to stay for a considerable time, to leave a stick or some other article which it will be pleased to guard—and the handler should then move away out of sight of the dog, but to a place where the animal itself is still visible; after a few minutes the puppy will probably become restless, but immediately it shows any sign of moving, the handler must give the sharp command "drop". Every day the length of absence should be gradually increased, until you will find that the dog will be willing to stay for an almost unlimited period waiting for its master's return.

The pupil should always be rewarded when it has thus stayed obediently; and on these occasions no second person or other objects of distraction should be present.

# THE ART OF DOG TRAINING

## MEALTIME MANNERS

I think most people will agree that the dog which wanders round the table at mealtime, poking its nose into laps and begging for food, is a nuisance; and furthermore the dog which is continually being fed with tit-bits at odd times is seldom healthy. Therefore, from the point of view of both the owner and his dog, the latter should be taught mealtime manners.

For this purpose it is a good plan to allot a certain corner of the room for the dog's resting place—the animal's basket or mat (if such is used) can always be placed in this particular spot—and whenever a meal is in progress the puppy should be made to stay in that particular place, and rated if any attempt is made to wander. The soft-hearted owner may imagine the dog to be feeling considerable temptation and envy when it is thus made to watch others feeding whilst no crumb is spared to the expectant animal; but, in actual practice, the dog, as soon as it becomes thus regularly accustomed to seeing its "superiors" fed, will cease to take any interest in the proceedings—other than perhaps the natural interest which we ourselves may take in watching the animals being fed at the Zoo!

Having considered the behaviour of a dog

**ELEMENTARY TRAINING OF HOUSE DOG**  
during the mealtime of the "superior" animals, you must remember that a desirable dog should also demonstrate self-control and congenial habits at its own meals. From puppyhood, the animal should be trained to take its food quietly and decently, and not be allowed to fall on its meal like a starving pig. You will probably find it to be a good plan to make the dog "drop" whilst the food is being prepared and placed in a bowl on a sheet of newspaper (if fed indoors) and to remain thus dropped until called by name to come and eat. If there are several dogs to be fed, each animal should be called by name, in sequence, to its meal; and as each dog finishes, it should be made to drop again alongside the empty bowl until all the other dogs have finished eating. Of course any attempt to quarrel must be sternly punished.

Drinking water should always be available for the house dog. Many owners are negligent in this respect, and their dogs suffer considerable distress as a consequence.

#### **BARKING**

Dogs which bark indoors, generally do so because there is some legitimate reason—such as the approach of a stranger to the house—or

## THE ART OF DOG TRAINING

because they have been encouraged to become excited when some trick or game is played. The wise owner should discourage the latter performance, as barking is a habit which usually becomes worse as time goes on until the animal may become a nuisance.

But even more of a nuisance is the dog which is kept out of doors in a kennel, and barks at intervals during the night. Such a habit may cause considerable annoyance both to the owner and his neighbours, and is often difficult to check.

Loneliness is sometimes the cause of this restless night barking, and if a rating or smacking fails to check it, the dog must be brought into the house to sleep—unless the owner is willing to acquire another dog, and to kennel the animals together.

But often the dog barks at night because it is uncomfortable; a very clean dog may be restless if it has not had a sufficient opportunity to relieve itself before being fastened, or shut up, for the night; in very cold weather, the dog may bark because it cannot keep warm owing to damp, or insufficient, bedding; and lack of water or a scanty evening meal may also cause the animal to be restless.

Sometimes there is some extraneous cause which accounts for the barking, such as the

## ELEMENTARY TRAINING OF HOUSE DOG

passing of a cat (or, in the country, of rabbits and other animals) and, if such is the case and other attempts at correction fail, the only way to ensure silence is to keep the dog in a kennel which can be closed up or placed in such a position that the outlook is obstructed.

### OTHER UNDESIRABLE HABITS

Many dogs, particularly the smaller breeds, have an annoying habit of jumping up and placing their front feet (often covered with mud) against their master's legs or body, and this should be checked from puppyhood. A smart tap on the head, with the command "down", will usually have the desired effect; but if the dog persists in jumping up, wait until the animal is actually reared up with its fore-legs against your body, and then press your foot on to the toes of the dog's hind feet. Repeat this on every occasion, and the dog will soon learn to check the desire to jump up.

"Dogs is bad Gardeners," as my old gardener used to say; and certainly their usual habit of running over beds, and perhaps digging holes to pass the time, is not conducive to a satisfactory show of flowers. I therefore always train my dogs to stay on the lawn, when told to do so, for unlimited periods—and any inclination to wander



## THE ART OF DOG TRAINING

off it is sternly repressed. This restriction may sound difficult to teach, but actually it is a habit which can be easily instilled in the mind of an average sensible dog. Let the animal follow you as you walk round the lawn, but immediately you leave the latter, give the command "stay on lawn" and check the dog from coming any further; repeat this as often as possible—walking off the lawn at different places each time—and then try leaving the dog whilst you go out of sight; but go to a place where you can watch the animal, and immediately any attempt is made by the dog to leave the lawn, rate the offender, saying "stay on lawn" in a stern voice, and make it return and stay there.

There is a great advantage in thus training your dogs to limit their wanderings when so commanded; for not only do you prevent them running over the beds, but you can leave them out in the sun, without supervision, on a dry day; you also enable them to exercise themselves to a moderate extent, and yet be under restraint although you are engaged in some other occupation during the period—thus you may work in the garden or write in the house (with an occasional eye on a pupil who is not quite dependable) whilst the dogs are leading a free, happy life

**ELEMENTARY TRAINING OF HOUSE DOG**  
with opportunities for mischief restricted—but don't give your dog a bone, or other food, to eat on the lawn, as it may attempt to convert your lawn into a golf course by digging "bunkers" in which the remains of the bone may be decently interred!

Whilst on the subject of dogs in a garden, you should realize the importance of preventing your animals from wandering over and contaminating the vegetables—for, apart from natural aversion to such contamination, there is a serious possibility of actual illness developing through eating uncooked vegetables which have been defiled by a dog. And even more serious human illness may be caused by a dog which is treated too familiarly by an owner; thus, kissing a dog, or allowing the animal to sleep on the owner's bed, may result in the person developing a serious internal complaint—as, however cleanly you may feed and keep a dog, there is always a possibility of the animal being infected with worms which emerge at nights to lay their eggs on the dog's coat, and if you should by chance swallow one of these eggs, a cyst on the liver is a possible consequence.

#### TRICKS

Every animal has a natural desire to "show

## THE ART OF DOG TRAINING

off"—even *homo sapiens* demonstrates this characteristic: the child loves to take part in theatricals; the youth to display his, or her, prowess in sport or games; the woman to have her portrait in the newspapers (even if only as an advertisement for "Stick-in-the-mud's" beauty cream!) and the old man may even leave directions for a "showy" funeral. Therefore, to encourage an animal to perform tricks is often to be kind rather than cruel; but no unkind coercion must be used, and only tricks suitable to the breed of dog should be encouraged; a retriever, for instance, should not be taught the *infra dig.* performance of sitting up with a piece of sugar on its nose—as I am convinced that the more dignified breeds feel and resent ridicule. Teaching the dog tricks will also develop the brain, and pander to the animal's desire for companionship.

The most useful trick from the animal's health point of view, is to train the dog to "back fetch". To teach this, take an old glove with you when you go for a walk with the dog along a path over fields—not, of course, on a road—and drop it when the animal is watching, so that he picks the glove up and carries it. After repeating this performance a few times, check the dog from

## ELEMENTARY TRAINING OF HOUSE DOG

picking up the glove when you drop it, and make the animal follow to heel until you have left the glove a few yards back, then send the dog back to retrieve, with the command "back fetch". Each day increase the distance over which the dog has to return to fetch the dropped glove, until finally you should be able to make the animal go back to the furthest point of your walk—thus you are able to *double* the amount of exercise which the animal would have otherwise taken.

Never let a dog go through a gate or start to cross a road in front of you; always give him the command "to heel" or "wait", and make the animal halt until you are alongside—in this way the dog will learn to check himself from dashing into traffic or other possible danger without taking a precautionary glance.

All dogs, when they are young, should be introduced to sheep and poultry, and made to understand that under no circumstances are they allowed to take any interest in such animals. If rating or a mild chastisement fails to instil this realization, the dog must receive a severe thrashing if it persists in interfering with them; as, should the dog develop a tendency to chase and perhaps damage sheep or fowls (they are par-

## THE ART OF DOG TRAINING


ticularly tempting to a dog, as by running away they invite pursuit), the time may come when serious results may ensue, and an order made for the destruction of the offender.

Do not encourage your dog to run after stones or a rubber ball; the former may break the animal's teeth, and should the dog chew a ball and swallow a piece of rubber, internal trouble may be caused. By all means encourage the house dog to retrieve certain objects, as this will offer an opportunity to exercise the animal, but use a stuffed glove, a rolled up stocking, or a similar soft article for the purpose.

When training dogs, limit your words of command as much as possible; only use the actual commands which you always intend to give on the particular occasions—thus the dog is more likely to become accustomed to the meaning of the words and to associate them with the performance or restriction. Also always remember to vary your voice tone, so that approval is indicated by a soft caressing tone, and disapproval by the harsh abrupt command "No".

### COMING TO WHISTLE

Control of a house dog is facilitated if the animal is trained to come to whistle. The whistle



(Upper) Mr. D. Mc. M. KAVANAGH'S SCHNAUZERS "PAUL," AND "SUZANNE DE CHAYALARD" AND "BRUNO VON DER SECRETAINERIE DE CHAYALARD" IN PLAY OVER THE NET

(Lower) THE DOG AS A PLAYMATE



**ELEMENTARY TRAINING OF HOUSE DOG**  
(either natural or instrumental) should only be used when the dog is required to come to heel, and strict obedience to the summons must always be enforced.

#### SPECIAL TRAINING FOR TERRIERS

Many owners of terriers may wish to enter their dogs to rats, and I will suggest the simplest method of doing so.

With regard to the actual killing of a rat, this inclination should be natural to any terrier that is worth its salt; but, nevertheless, it is important that the young dog should be initiated to rat-killing in the right way. Thus, no young terrier should be introduced to rat catching until it has got all its permanent teeth; if a puppy is encouraged to tackle these vermin before the dog's teeth are strong enough to hold and kill a rat, the intended victim—if it is an old stager—may get the better of the encounter, with the consequence that the young dog will be discouraged from tackling a rat again.

When a rick is being thrashed is a good time to enter the young dog to rat killing, and you will assist the pupil's education if an older experienced dog (but an associate of the puppy, and



## THE ART OF DOG TRAINING

not a strange terrier which may be jealous of the newcomer and attempt to fight it) is also present to give a demonstration to encourage the novice. Do not excite the pupil, as you want to train your dog to be quiet and determined—not excitable and vociferous—in its rat-killing; hold the young terrier for a while, and let it watch the older dog kill a few rats as they bolt from the rick; in due course you will probably see a young rat attempt to escape whilst the old dog is occupied in killing another rat; now is your opportunity to enter the pupil, and having fixed his attention on the chosen prey, let the terrier loose; as a general rule, the pupil will immediately tackle the rat, and, although a novice cannot be expected to make an immediate kill, the dog will soon finish off its first victim; after several attempts, the young dog will learn how to seize and kill almost instantaneously, and it is almost incredible how fast an experienced terrier can tackle and kill a rat.

Having accustomed your young terrier to tackle and kill a rat cleanly and quickly, you must teach him how to behave on those occasions when the dog must “lie in wait” for a victim. Thus, when you are working hedgerows, straw heaps, etc., by prodding with an iron rod,

## ELEMENTARY TRAINING OF HOUSE DOG

or when you are using ferrets in a barn, hedge, wood pile, etc., the ideal terrier must stay quietly in a chosen spot where it is ready to pounce on the rat immediately the latter is clear of sanctuary; if a terrier runs noisily around, the rat will hear, or see, its adversary before bolting from a hole, and may decide to stay where it is, rather than face the danger heard or seen outside its retreat.

To train your dog in the desired fashion, allow another person to work for the rats whilst you lie down with the terrier in the chosen spot; tell your pupil to wait, and restrain any attempt to move or yap by patting him, with the command "quiet"; in due course the terrier will learn to stay quiet without being restrained, and a sensible dog will know instinctively where to wait in the most likely place.

A really good ratting terrier is most useful from a national, as well as a personal, point of view. Millions of rats are killed annually by dogs, and such mode of destruction is the most humane method which can be practised. I kept a record, for several years, of the annual "bags" made by a terrier called "Stingo" which I once possessed; and over a long period this dog helped to kill about a thousand rats every year.

# THE ART OF DOG TRAINING

## TRAINING TO FERRETS

If you intend to work your terrier when ferrets are being used to bolt rats, it is essential that the dog should be made to know ferrets and recognize them as friends. Otherwise the terrier may tackle a ferret when the latter appears above ground—with disastrous results to the ferret, and its owner's temper.

To accustom the dog to ferrets, let him see you handle the latter as often as possible, and should he take undue interest, rate him with the order "ware ferret". If another trained dog is present, this will help to make the novice terrier realize the fact that the ferrets are friends and not foes, as the pupil will appreciate the lack of interest shown by his relation. Subsequently a ferret may be allowed to run about, on the end of a line, near the inexperienced terrier, and the latter can then be rated should he attempt to interfere.

## MARKING

A terrier who can "mark" rats in their holes is a most useful assistant. As a rule such proficiency is hereditary and is due, to a certain extent, to a keenly developed sense of smell; but the capability can be encouraged by searching

## ELEMENTARY TRAINING OF HOUSE DOG

hedgerows for small rat-runs near the surface in which an occupant may be easily located, as this will accustom the terrier to use its nose for the purpose of "marking" the presence of rats—a thin iron bar should be carried to prod these runs and make the rat bolt, and so offer a reward to the dog.

## CHAPTER IV

### SPANIELS

Their Work in the Field—Inherited Capabilities—Choice of a Puppy  
—Elementary Training—To Prevent Gun-shyness—Retrieving  
—Hunting—Retrieving Game—Working to Signal—Precautions.

My spaniels, clam'ring loud, awake the morn  
With notes of joy, and leaping high, salute  
With grateful tongue my hand, and frisk around  
In sportive circles; till the loaded gun  
Breaks off their idle play, and at my heels  
Submiss they follow, and await the word  
That bids them dash into the welcome woods.

*Scott, 1818.*

NOWADAYS the spaniel, particularly the springer, is often used for retrieving purposes only, and its additional natural instinct for hunting and springing live game is sometimes neglected. In this chapter I propose to write of the *complete* training of spaniels for work—and, for the benefit of the inexperienced, I give a description of the ideal work and correct behaviour, which should be required of a spaniel in the field.

## SPANIELS

The spaniel must quarter its ground carefully and methodically, and such quartering should always be restricted to an area which is within shot of the advancing Gun or Guns; the dog should not potter and waste a lot of time searching repeatedly a certain small patch, but, on the other hand, a spaniel should not range so fast that it misses a lot of the ground which is being walked, and when thick clumps of brambles, etc., are approached, the dog should make a careful search in every part of such cover to discover rabbits or other game which may lurk very close in these well-protected hiding places; if a rabbit is discovered, the spaniel should push out the animal from its form and *not* pounce on it; make no attempt to follow a rabbit which has bolted or bird which has flown; remain steady to the flight of the animal or the shot of the gun; and when the spaniel is given the command to continue hunting, no attempt should be made by it to follow the line of an *unwounded* rabbit which has bolted and moved on. During hedgerow hunting, for rabbits and pheasants, a spaniel should learn to hunt from the down-wind side of a hedge, but should not neglect any thick patches of "rough" which may be situated in the hedge bottom on the up-wind side; and, where the

## THE ART OF DOG TRAINING

hedgerow thickens, the dog should, of course, penetrate the middle of such hiding cover. In most cases a spaniel will also be required to retrieve, when told, the game which it has found for the Gun to shoot, and such retrieving should be done at a good pace; the dog must also, of course, follow the line of a *wounded* bird or rabbit, and for this purpose must learn to distinguish between the scent of a wounded (blood-smelling) animal and the line of an unwounded rabbit or bird which has run ahead.

When a brace, or more, of spaniels are worked together, the most important detail is that each dog should work independently of the others, and quarter in different directions—if they merely hunt jealous and cover the same ground. they only interfere with each other and diminish, rather than add to, the possibilities of finding game.

The foregoing description of the spaniel's work may sound very impressive, and the would-be inexperienced trainer might despair of ever bringing his charge to such perfection; but I have, of course, described the *ideal* spaniel, and the ordinary individual would probably be quite satisfied although his dog might not attain such a high standard. Furthermore, the inexperienced

## SPANIELS

owner may console himself with the thought that many of the characteristics described are hereditary *if a puppy from a good strain of working ancestors is chosen.*

### INHERITED CAPABILITIES

And here it may be of interest if I suggest the characteristics which, in my experience, are likely to be inherited.

As a general rule most spaniels range and quarter their ground by instinct (as compared with the lack of such a tendency in the average retriever), and when we remember that we have records of spaniels being used to hunt game 500 years ago, when they were used, of course, as assistants in the sport of hawking or netting, it is not surprising that such a characteristic has become more or less fixed.

But with regard to the inheritance of the instinct to retrieve, the intending purchaser of a spaniel puppy must use discrimination when selecting a promising youngster to train. In the case of a good pedigree *springer* spaniel, it is probable that the majority of its ancestors have been selected and trained to retrieve game, and the average descendant should inherit the instinct. Markham, writing about the year 1600, describes how the



shall thruste into the thickets and make him hunt and bring forth all such pheasants as shall lie hidden, till by the true number of your lime bushes you find there is no more in that place." But it is not so easy to find a *cocker* spaniel with a complete pedigree of working ancestors unless you restrict your search to certain well-known kennels—furthermore, history relates that in the early days of shooting, cocker spaniels were used chiefly for the purpose of "springing" woodcock and other game, and not as retrievers, though it was sometimes customary to train or choose by selection *one* of the pack to retrieve the birds which had fallen. Therefore, if you intend to select a cocker as your gun-dog (and, in my opinion, this is the most delightful breed of spaniel to possess), the pedigree of the puppy must be scrutinized with care, and only a descendant of working ancestors should be chosen—I have heard of several cocker spaniel puppies which lacked this instinct to retrieve, and a great deal of trouble had to be taken to teach them.

## SPANIELS

But to balance the possible lack of this elusive characteristic, the cocker usually distinguishes itself where obedience and amiability are concerned. These traits are, in my opinion, often hereditary, and it is unusual to find a cocker of a good strain with a "contumacious" disposition. On the other hand, some of the springers which I possessed many years ago (nowadays their characters seem to have improved to an almost incredible extent) certainly recalled the old-fashioned idea of the difficulty of training one of this breed, and I quote the story of a man who was supposed to be unique in possessing a really steady spaniel dog. On one occasion his fellow Guns besought the owner of the steady spaniel to divulge the secret of how he managed to make his dog so amenable to control, and the owner replied: "On a shooting day I get up very early in the morning and make 'Gyp', my spaniel, follow me on a bicycle ride for ten miles; then I give him 5 lbs. of rump steak to eat; and then . . . . I give him a damned good hiding . . . . he is usually steady after that!" Thank goodness such drastic measures are not necessary in 1932.

Nose is certainly, in my opinion, hereditary; and this acute sensibility should be a fixed characteristic in most spaniels of selected pedigree stock.

Tender mouth, in most cases, is the result of selective breeding, and after several generations this tendency should become fixed—but, on the other hand, some cases of hard mouth are entirely the result of erroneous training.

Unless there is some hereditary organic aural defect, gun-shyness is not necessarily inherited, but is often the result of a sudden and alarming introduction to the noise of an explosion (I will write on this matter in the paragraph on Elementary Training), but it may be the result of an exaggerated sensitiveness which is often hereditary—though it is sometimes merely the consequence of temporary individual neurasthenia.

With regard to steadiness, in most cases this desirable attribute is entirely the result of training and cannot be ascribed to any hereditary influence; but, on the other hand, there is a certain type of dog which is wild by nature, lacks the

## SPANIELS

power of self-control, and is not amenable to human influence—and it is probable that such an obtuse trait is often hereditary.

In conclusion, on this subject of hereditary influence, it is necessary, of course, to remember the fact that our knowledge is decidedly empiric—though the biologist would probably state definitely that “certain characters, innate in the organism, *tend* to be transmitted”.

Furthermore, although I have separated cockers and springers into different categories, it is only in recent years that such a clear distinction has been drawn between the two varieties, and in the past they have often interbred.

### CHOICE OF A PUPPY

When choosing a spaniel puppy for the purpose of training to the gun, careful observation should be made to select an animal which demonstrates desirable mental characteristics, even at this immature age. Thus, you may very often discover a satisfactory prospective pupil by ascertaining which of the litter is bold and active; and by carefully watching the family at play you may notice which of them takes the initiative in games, and discover if such a leader is possessed of perseverance to fulfil an intention; and by the

## THE ART OF DOG TRAINING

sudden clapping of hands, or other alarming noise, you may discern an over-sensitive puppy—but, on the other hand, an excessive placidity may merely be the sign of a slug!

But the promise of a reasonable *physical* perfection is also desirable and, although you cannot discern definite “points” at such an early age, you may be able at any rate to recognize pointers to characteristic features which should subsequently develop. Furthermore, you may look for certain signs of disease which have exercised an influence in the past or threaten the future; thus lameness or stiff movement should be regarded with suspicion, as puppies are liable to strained tendons or injured muscles which may subsequently develop weakness, and mal-formed joints in older puppies are often the sign of rickets—past or present—and puppies born in the early winter months are most subject to this disease through a deficiency of sunshine and out-of-door exercise. If the puppy is purchased at an early age—say, soon after weaning—the purchaser himself must take care, by careful feeding and proper treatment, to prevent the subsequent occurrence of rickets, and I will suggest the correct kinds of food and exercise in a later chapter.

Inspect the mouth to see if the front teeth meet correctly and that the puppy is not undershot or pig-jawed—the latter is worse than the former from a working point of view—and see that the gums are healthy and not spongy or ulcerated.

Examine the eyes carefully and, if the puppy has already had distemper, inspect the pupils to see if they are much dilated with little contraction on exposure to light—this condition sometimes follows a severe attack of distemper, or may be the result of an injury to the head, and complete blindness may subsequently ensue.

Other after-effects of distemper may take the form of chorea, and careful observation should be made to detect any twitchings or irregular contractions of the muscles.

If possible, see the puppies being fed, and avoid choosing a pernickety feeder, as it is often difficult to ensure the correct development of a bad “doer”; and when any minor ailments subsequently appear, the good trencherman is much easier to cure.

With regard to the question as to what is the

## THE ART OF DOG TRAINING

best colour for a spaniel, I think this depends entirely on the preference of the owner. But, on this subject, I think the following quotation from Dr. Caius' "Of Englishe Dogges" is interesting: "The common sort of people call them by one generall word, namely Spaniells. As though these kinds of dogges came originally and first of all out of Spaine. The most part of their skynnes are white, and if they are marcked with any spottes, they are commonly red, and somewhat great therewithall, the heares not growing in such thicknesse but that the mixture of them maye easily be perceaved. Othersome of them be reddishe and blackishe, but of that sorte there be but very few. There is also at this day among us newe kinde of dogge brought out of Fraunce (for we Englishe men are marvailous greedy gaping gluttons after Nouelties, and covetous cormorantes of things that be seldom, rare, strange, and hard to get). And they bee speckled all over with white and black, which mingled colours incline to a marble blue, which bewtifyeth their skynnes and affordeth a seemly show of comlynesse. These are called French dogges as is above declared already".

From this it appears that our so-called blue roan is of French origin!

# SPANIELS

## ELEMENTARY TRAINING

It is most important that particular care should be taken with the earliest lessons given to the young spaniel—or any other breed of gun-dog—as the pupil is then at a most impressionable age, and is likely to be influenced for the whole of its life by the teaching given at this period.

Training to house, to lead, to walk to heel and to stay dropped have already been explained in Chapter I, and I assume that the puppy has already been taught to know the tones of the voice of its master and to realize his approval or disapproval—a soothing inflection in association with feeding or caressing should help the puppy to appreciate approbation, and a raised vibrant tone with the word “No”, repeated to the accompaniment of a gentle shake or smacking will assist the pupil to realize disapprobation—but the commands should be given in a quiet voice and shouting must be avoided. When a young dog is able to appreciate this vocal inflection and to recognize anger “oscillation”, the difficulty of future training is almost solved.

## TO PREVENT GUN SHYNESS

To prevent the possibility of gun shyness the puppy should become accustomed to sudden



## THE ART OF DOG TRAINING

noises and minor explosions at an early age, and for this purpose the owner himself should endeavour always to feed his pupil and make a clatter before giving the meal; to begin with, the noise should be started when the puppy is watching from some distance away, but each day the clang should be increased and made more suddenly—if two pieces of corrugated iron are banged together, a very blatant din can be produced. Thus, the noise is regarded by the puppy as a kind of dinner gong and instils very pleasant associations. After a time a gun may be fired (at a little distance from the puppy) as a preliminary announcement to the meal.

In addition to feeding his puppy, the owner should endeavour to exercise and have the pupil with him as much as possible; but, on the other hand, the animal should not be allowed to roam about at will or to be controlled by the servants, as in such case bad habits are almost certain to be acquired.

### RETRIEVING

As to the age at which a puppy should commence its lessons, this depends to a large extent on the individuality of each particular pupil; but the youngest dog can be coaxed to obedience in small matters, and this initiatory discipline will

## SPANIELS

prove valuable when more advanced training is undertaken. A puppy of most tender age may be encouraged to carry certain small objects, but the owner should avoid making the mistake of following the puppy to take such a "carry" away from the animal—he must entice the pupil to *bring* the object to him.

When the puppy is about four months old, a more regular curriculum should be instituted, and a daily ten minutes "handling" should be allotted to this purpose.

This training may take place in the garden, and a stuffed sock or glove makes an excellent dummy substitute for a rabbit or bird. When the lesson is being given, no counter attractions should be in evidence, and no other person or dog should be present to create distraction.

For initiatory instruction in retrieving, the dummy may be thrown when the puppy is running about, as the animal is then more likely to take an interest in the strange looking object; but immediately the pupil has picked up the dummy, the handler should call his charge and start walking away. When the puppy, in proud possession of its "carry", brings the dummy right up to its master, the latter should praise and fondle his promising pupil before taking the

## THE ART OF DOG TRAINING

dummy out of its mouth; and should the puppy endeavour to maintain a strong grip of the dummy, the handler should gently insert his hand in the animal's mouth, and by pressing the lips against the teeth, persuade the puppy to release its hold—it is *most* important that the dummy should *not* be pulled roughly away.

But when the pupil has thus demonstrated an interest in retrieving, more restraint must be exercised, and the puppy must be made to stay “dropped” (the command “hup” is more often used where spaniels are concerned) when the dummy is thrown, and should be checked from starting in pursuit—only when the command is given “hie lost” should the pupil be allowed to go and fetch the dummy—and the handler should therefore stand over the puppy and correct any tendency to move until the command is given. If a puppy demonstrates an aversion to pick up and carry the dummy, it should be encouraged by making a trained dog retrieve the object whilst the puppy is looking on. If this does not have the desired effect, further training in retrieving should be postponed, and it is possible that a week or two later the diffident puppy may amend its behaviour and be quite willing to retrieve. Should the pupil continue to be averse,

## SPANIELS

it may be taken in the house and persuaded to hold the dummy in reward for tit-bits.

Practice in retrieving should be given for a few minutes every day; but after the earliest lessons the dummy should always be thrown into long grass where the puppy will be compelled to use its nose in order to locate the object. In this way you may encourage the pupil to become proficient in marking, but to hunt by scent rather than sight; and often the dummy should be hidden when the puppy is not watching at all, so as to compel the animal to range straight away—but on these occasions the puppy should always be started immediately down-wind of the dummy so that the pupil can range and hunt up-wind, quartering the ground methodically.

Where small spaniels are concerned—particularly cockers—we may prefer to train the dog to deliver the game right up to hand by rearing up and placing its front legs on to the handler's knees; this is, of course, a “luxury” method of delivery (*see* illustration), but certainly saves a lot of bending down on the part of an owner who has reached the “lumbago age”! In any case the pupil should be encouraged to keep its head well up when carrying and delivering game, as this not only facilitates an easy delivery but


Do not leave the dummy lying where the puppy is able to get hold of it when the master is not present; otherwise the animal may try to investigate its composition and tear the dummy to pieces, which may encourage the puppy on some future occasion to dissect a bird which it has been sent to retrieve!

Similarly any tendency to “worry” the dummy when the pupil has been sent to retrieve it, should be immediately checked.


#### HUNTING

The next step to the education of a spaniel is to teach it to hunt live rabbits or game; actually this hunting habit is instinctive, and it is rather the inculcation of amenability to control for which the handler must strive.

If there is available a rough grass field, which



A PERFECT DELIVERY BY THE LABRADOR "WALLOP" THE HEAD IS WELL RAISED AND THE GUN DODGER." THE BIRD IS WELL WITHOUT STOOPING.



THE COCKER SPANIEL "WALLOP JOCK" GIVES THE PARTRIDGE RIGHT UP TO HAND — A "LUXURY DELIVERY," BUT WELL WORTH THE EXTRA TUITION REQUIRED.



## SPANIELS

usually holds some sitting out rabbits, this will offer the desired opportunity for training; but a wire enclosure of rough grass in which rabbits are kept, will offer a more certain and satisfactory hunting ground.

To begin with, the handler should take his pupil in the field or enclosure, and encourage it to hunt—but the puppy must be checked if it ranges too far away from its master—and immediately the pupil finds a rabbit on a seat and frightens it away, the command “hup” is immediately given, and the puppy must be prevented from following the fleeing creature. If the handler finds difficulty in thus controlling his charge by word of command alone, he must resort to the use of a check cord—for this purpose a piece of window cord about twenty-two yards long is suitable—one end of which is fastened to the collar of the pupil, and the other end left to trail; the handler must follow the cord, and immediately he notices his pupil begin to draw up to a rabbit on its seat, he must put his foot on the cord; thus, when the rabbit bolts, if the puppy ignores the command to “hup” and proceeds to chase, the surprised pupil will be suddenly checked and thrown by the jerk of the cord when it becomes taut. The puppy must be



## THE ART OF DOG TRAINING

kept at the "drop" for a minute or two after the rabbit has bolted, and then start hunting *in another direction*—any attempt of the pupil to follow the line of the disturbed rabbit must, of course, be checked.

When the puppy has thus been trained to drop to fur, the education can be advanced by teaching it to drop to shot. The handler takes his gun and shoots when the rabbit is pushed off its seat; the shooter should not try to hit the rabbit, but keep his eye on the puppy and give the command "hup" as he raises his gun to fire—here again the use of a check cord may be necessary.

When the pupil demonstrates the required steadiness of dropping to both fur and shot, more realistic work may be done; the bolting rabbit may be actually shot, and the pupil subjected to the tempting sight of a bolting rabbit toppling over dead.

On the first few occasions on which a rabbit is shot, the pupil should not be allowed to retrieve it, but must remain quietly at the "drop" whilst the handler goes to pick up the rabbit for himself—this will help to show the puppy that it is not always expected to retrieve game which it has hunted out for its master to shoot, but only to retrieve when commanded to do so.

# SPANIELS

## RETRIEVING GAME

When the handler decides to allow his pupil to retrieve a bird or rabbit he should, for a few times, only allow the puppy to pick game which is quite dead; if the pupil, on its first introduction to carrying game, picks up a squealing, kicking rabbit or a strong, fluttering bird, the puppy may be frightened by such an alarming "carry", and either drop or inadvertently bite it—and, if the pupil thus discovers that a good nip quiets the kicking or fluttering mouthful, the puppy may consider this a correct method of making a "carry" comfortable! In my opinion, many cases of hard mouth are the consequence of allowing puppies to retrieve very lively game in the early stages of training—particularly when the bird or rabbit has to be pulled out of thick cover.

The Shooter who wishes to train a puppy must always be prepared to sacrifice his shooting opportunities for the sake of his dog's education. Thus, when his pupil springs a pheasant or bolts a rabbit, he should first of all glance at the puppy, give the command "hup" and *then* take the shot—and if he sees that the dog is following the rabbit he should not shoot at all, but take immediate steps to check and rate his misbehaving pupil.

# THE ART OF DOG TRAINING

## WORKING TO SIGNAL

Although it is not desirable to make a hunting spaniel depend too much on the assistance of its master, the handler should endeavour to train his pupil always to look back to him when a certain whistle is given; this will make it easy to check a spaniel hunting too far ahead of the Gun, as the whistle can be given and a signal (such as the wave of the arm to the rear) shown, to make the dog hunt closer in; also the whistle, accompanied by a motion of the arm pointing in a certain way, will direct the spaniel to hunt out a thick patch which may have been missed, or not searched thoroughly, by the ranging dog.

For this purpose of attracting the attention of the dog, the owner can make use of his *natural* "whistle production", but every handler should also carry an *instrument* whistle, and a blast on this should be a very important signal to the dog that it is to come right back to the handler *immediately*.

## PRECAUTIONS

To conclude this chapter I will mention a few mistakes which the inexperienced handler should be careful to avoid.

Do not walk too fast when hunting a spaniel, or you will encourage the dog to range so

**cursorily that many of the**

may be missed; of course the pace must be varied according to the thickness of the cover being worked, and naturally a spaniel can quarter open ground much faster than he can hunt methodically through patches of bracken, bushes or similar protective cover.

Don't risk making a young spaniel slack by working it for an excessive period—particularly if there is a scarcity of game—or you may spoil the animal's interest—and half a day's keen hunting is much better than a full day's half-hearted work.

When the pupil is considered good enough to accompany its master to an important Shoot (probably to be used as a retriever only and not to hunt), don't take the puppy to a place where you think there are likely to be wild dogs out with the keepers or other Guns; for during the early period of a puppy's training, bad example is likely to have a considerable influence—and a promising puppy may be spoiled if it continually sees other dogs doing those things which should not be done. Don't assume that because the Shoot is a very good one—expert keepers, large bags, etc.—the dogs are also certain to be well-trained; for it is unfortunate, but true, that often

## THE ART OF DOG TRAINING

the better the Shoot the worse the dogs! On a big pheasant day, for instance, you may find keepers with unsteady dogs waiting in a covert behind your stand to pick up the birds as they fall, and if a dog comes again and again to take away pheasants which are lying within sight of your hitherto well-behaved puppy, the latter is almost certain to get jealous and take a turn in the proceedings by running in to a fallen bird.

Apropos of this advice, to keep your puppy away from bad examples, the following story is told of the writer—the reader must allow a certain exaggeration of artistic license on the part of the observer who tells the tale. At a certain Shoot in September, many years ago, the hostess joined the shooting party at lunch, and brought with her a favourite terrier; after lunch she decided to walk with the Guns for a while, with the terrier of course accompanying her; the writer was one of the Guns and had a promising puppy with him, for he knew that his host and the other Guns all owned steady retrievers; the terrier had the time of its life chasing every hare that got up, running in to every shot partridge and yelping at the top of its voice all the time; the host was newly-wed and still semi-mesmerized, and the black looks of the other Guns failed

## SPANIELS

to have the desired effect on the hostess; suddenly it was noticed that the writer was missing, and after a search he was discovered, sitting under a hedge, clasping his coat over the puppy's head and saying, "you shan't see that . . . . !" The story, at any rate, illustrates my point.

## CHAPTER V

### RETRIEVERS

Preparatory Lessons—Entering to Game—Advanced Education—Steadying on Fur—Assistance in the Field—Work on Runners—Hard Mouth—Diffidence in Retrieving—Work in Water—The American's Dog—The Purchased Retriever—Cost of Professional Training.

“ I like to think of the work you've done  
And the Shoots we've had together;  
The good and bad, the big and small,  
The scent, the fur, the feather.  
Sad shall I be when death steps in—  
That monster, grim and cold.  
For nothing else shall part us here,  
No, not your weight in gold.”

A.R.H.B.

#### PREPARATORY LESSONS

ALTHOUGH it is not advisable to commence the strict training of a young retriever until the animal is about six months' old, there are certain minor lessons which may be inculcated by encouragement when the animal is still a puppy—the age and lessons will vary according to the

## RETRIEVERS

individuality of the pupil, and tuition should only be attempted at this early age when the puppy shows interest and enjoyment in the proceedings.

Many retrievers, unlike the average spaniel, lack the hereditary instinct to range and quarter their ground properly, and it is extraordinary how often one sees a fully trained animal—even at trials—working aimlessly up and down wind instead of across it. Therefore the wise owner of a retriever puppy will encourage the habit of ranging and quartering whilst his dog is still young and impressionable. For this purpose, tit-bits may be hidden daily on a grass field—where there is just sufficient growth to hide the tempting morsels—and the puppy encouraged to range in search of them—but it is, of course, *essential* that the pupil should *always* be given the wind, and encouraged to work up against the wind towards the tit-bits hidden.

Training to lead, to walk to heel, to drop and stay have been explained in Chapter I; elementary lessons in retrieving, working to signal, etc., have been described in Chapter II. Of course, where the retriever is concerned, you do not have to train your puppy to hunt up the game to be shot (though a steady fully trained retriever may be used for this purpose if it is so desired) and,



## THE ART OF DOG TRAINING

consequently, your pupil should be easier to steady on rising or running game. Therefore, as a general rule, the use of a check cord should seldom be necessary—personally, I consider this method of restraint unsatisfactory where retrievers are concerned, and if implicit obedience has been instilled in the pupil, voice control alone should be sufficient. Any attempt by a pupil to run in must, of course, be checked instantaneously.

*Immediate* response to the instrument whistle recall should also be carefully implanted in the mind of the puppy, and to do this the handler may utilize the example of his other trained dogs. All the animals, including the puppy, should be dropped at one end of a field whilst the handler walks some distance (to be increased daily) away. When a long, loud blast is given on the whistle, all the dogs race towards the owner, and the puppy should naturally follow the example of the others. A reward of a tit-bit should be given to the pupil when it thus comes at full speed, but any failure to respond to the instrument whistle call must be dealt with, and the puppy should be caught, rated and *made* to come to heel. The instrument whistle call should not be used too often, but when the summons is sounded, *imme-*

## RETRIEVERS

*diate* response must be insisted upon. Your own natural whistle may be made to attract the attention of your pupil when you wish to signal to it.

Assuming that the young retriever has been taught all these elementary accomplishments, I now pass on to the time when you wish to introduce your dog to real work in the field when September 1st (or perhaps August 12th) has arrived.

### ENTERING TO GAME

This is the most anxious period, as it is possible that the first attempt at retrieving an actual bird may show that all your elementary tuition with a dummy has been in vain—as it is only when the puppy is tried with the real bird that you are able to ascertain definitely if your pupil has a soft mouth.

But you must, at any rate, introduce the puppy to game in such a manner that every encouragement is given to the debutant to hold its first feathered “carry” with a gentle grasp—I am convinced that many cases of hard mouth are due to a puppy being allowed to retrieve a strong, kicking bird when first introduced to game.

My own plan is always to make the introduction under circumstances which resemble, as far as possible, the usual daily routine of dummy

## THE ART OF DOG TRAINING

practice. Therefore, I shoot some partridges—when the pupil is not with me—and from the slain I choose a bird which is cleanly shot and shows very few signs of blood; this partridge is then made compact—so that it offers an easy and comfortable grip—by the encirclement of an elastic band which holds the wings tight down to the sides of the bird. The pupil is taken to the regular training ground, and one or two retrievers of the usual dummy commence the proceedings; the real partridge is then hidden and the puppy is given the command “hie lost”; the future field trial champion (we hope!) ranges out, winds the bird, and works up to it; a slight hesitation at the unusual appearance and scent of the “find”; and then (in most cases) a quick pick up and the usual smart return to hand, but with possibly a greater tendency to hang on to this feathered “carry”—so that it is most important that the handler does not snatch the bird away from the dog’s mouth, but softly pushes his hand between the jaws of the animal and thus persuades his pupil to open its mouth rather than hurt the person it adores (or, at any rate, it should do so!).

If the debutant behaves in this ideal manner, all is well; and after a few more turns in similar fashion, the pupil can be taken out for a walk

## RETRIEVERS

with the gun to see some partridges actually shot—but for the first few days it is advisable only to allow the puppy to retrieve *dead* birds, and not to permit a novice dog to pick up wounded partridges which may kick and scratch the mouth of the surprised carrier so that the latter may retaliate and give a nip to quiet the painful “carry”.

But alas, the introduction to game is not always thus successful; and the debutant may either refuse to pick up the strange smelling object, or “the find” may prove so attractive that the grip is accordingly increased!

In the first case, the example of another dog should have the desired effect; and the pupil will be urged by jealousy and an imitative instinct to go and do likewise.

On the other hand, when a tendency to hard mouth is apparent, the puppy must return to dummy work for a few days; and it is possible that a subsequent trial may show better results.

But even if the young dog has demonstrated its ability as a competent retriever, the wise owner should observe certain precautions, when working his charge in the shooting field, to prevent the pupil from yielding to the many temptations

## THE ART OF DOG TRAINING

which may then occur. Thus, when "walking up" game, he should allow a perceptible interval—and in some cases "drop" his dog—before sending the excited animal to recover any fallen game; and similarly, at a drive, the young dog must be made to lie down just in front of the Gun—where the latter will notice, and be able immediately to check, any incipient tendency to misbehave—and under no circumstances should a young retriever be sent to recover game whilst the drive is still in progress.

If a neighbouring Gun at a Shoot is accompanied by a wild and jealous retriever, the owner of a young dog must take extra care to prevent his charge from copying the bad example of this relation; and it is most important that no opportunity should be given to the badly-trained animal to take a bird away from the pupil—for many promising young retrievers have been ruined by such interference, which often causes the dog to develop hard mouth in its determination to hold on to its "carry" and prevent another retriever from taking it.

### ADVANCED EDUCATION

Having trained our puppy in elementary work, and introduced the pupil to game, we can now go

## RETRIEVERS

a step further and consider the details which may assist our dog to become a perfectly finished retriever.

### STEADYING ON FUR

With regard to the question of steadying a young retriever on "fur", there are two points of view. Some handlers prefer to let their young retrievers see and retrieve as many rabbits as possible—and even allow their puppies to carry hares in the hope that the dog will soon get tired of fur and cease to take excessive interest in these animals.

On the other hand many owners prefer to accustom their retriever puppies to regard hares and rabbits as forbidden objects during the first two years of the puppy's life—and I, personally, think that this latter is the simplest method of training. By this method the pupil is made to ignore fur entirely, and when a puppy shows interest in these animals it is reprimanded.

But by all means allow your young retriever to *see* as many hares and rabbits as you can, but do so, as much as possible, when you are not shooting them—it is even a good plan to keep tame hares and rabbits, and to accustom the puppy to become friendly with the captives.

## THE ART OF DOG TRAINING

By this latter method, not only is it easier to steady a young dog on ground game, but you prevent a young retriever wasting time smelling round over every line of a hare or rabbit when the dog has been sent out to retrieve a bird. Furthermore, I am of the opinion that to allow a young retriever continually to carry hares and rabbits is to encourage a tendency to hard mouth.

Of course, when the pupil is fully trained, it can then be allowed occasionally to retrieve a dead hare or rabbit, and little persuasion should be required to make it do so; but when it is necessary to send a retriever (of any age) after a wounded hare, the wise owner should wait until the hare is out of sight before sending his retriever after it, so that the dog will have to hunt by scent and not by sight.

When your young dog demonstrates the capability to retrieve game softly and quickly, you should try to make the delivery perfect by persuading the animal to hold up its head to give the "carry" well into your hand—without your having to bother to bend down to take it—as this is not only more convenient for the handler, but makes an ideal finish to the whole proceeding.

Now is the time to train your young retriever

## RETRIEVERS

to work to signal, and these lessons may be accomplished with the aid of the dummy—but don't make the dog too dependent on your assistance.

### ASSISTANCE IN THE FIELD

Although a retriever should be under the absolute control of its handler and be subject to his directions, the handler should not get into the way of assisting his dog too much; for, in the first place, if a young dog is continually being helped, it will cease to concentrate on the work and rely almost entirely on the directions of the handler, with the consequence that in due course a retriever may cease to persevere, and when it fails to find immediately, look at once for guidance.

When you are absolutely *certain* that your retriever is working in the wrong place or wasting time pottering round a fall from which the bird has run, you can, with advantage, signal to help the dog—having attracted its attention by a whistle with your mouth. But when judging at field trials I have made careful note of the fact that even with experienced handlers, retrievers are more often retarded than helped in their work by well meant assistance.

I give a few examples of mistaken assistance



## THE ART OF DOG TRAINING

in the field; a French partridge fell, with its wing just tipped, in some fairly thick cover; in due course a retriever was put on the line and it went off at a fast pace straight away from the Guns and full into the wind; after going about two hundred yards the dog checked and cast itself; the owner started to run ahead to lift the dog, as he was certain the bird had run on to a hedgerow; but I suspected that the dog would not have checked under the good scenting conditions existing if such were the case, and that the bird had turned down wind and run back diagonally towards the guns; I suggested this possibility to the owner of the dog in time to stop him from interfering; and, sure enough, in a minute or two the retriever picked up the line running back towards the flank gun, and after a good hunt back, down wind, caught the bird. On another occasion a strong runner fell in some thick roots; I sent one of my spaniels to retrieve, and it took the line to the edge of the cover; the flank gun checked the dog as he said he would have seen the bird on the bare ground which adjoined the roots if it had left the latter, and that a wounded partridge would never leave thick roots to run over bare ground; however, I had faith in my dog and allowed it to hunt the line

## RETRIEVERS

again; coming to the same place on the edge of the roots, the dog slowly hunted out across a closely cropped clover field, and in due course got the partridge about three hundred yards away.

On the subject of assistance, the old saying "more haste, less speed" is often true. Thus, when you see a winged pheasant fall and start running into an adjoining covert, there is a great temptation to send out a retriever to catch the bird before it reaches the wood; if you are *certain* that the dog can easily catch the pheasant in the open, no harm (except the encouragement to hunt by sight rather than scent) may be done by so sending the retriever; but if by chance the pheasant actually reaches the covert before the retriever can catch it, there is a probability that a young dog will fail to get the bird at all; for the retriever has started to hunt by sight and may not have the sense to get its nose down at once to hunt the line when the pheasant has disappeared. Therefore, the wise handler will wait until such a pheasant has reached the wood and *then* send his young retriever out to hunt, with the consequence that the dog will get on the line immediately and, working by scent only, retrieve the bird in due course.

# THE ART OF DOG TRAINING

## WORK ON RUNNERS

Unlike the majority of spaniels, a large number of retrievers seem to lack the instinct to track—particularly on a cold line—and, when such is the case, it is advisable to take steps to remedy this deficiency.

During elementary training this lack of desire to work a line does not particularly matter, as you may concentrate on teaching the pupil to range across the wind, and to quarter the ground properly. But when entered to game it is essential that the pupil should demonstrate the capability to run a line with patience and perseverance—and with a young dog you must endeavour to put it as often as possible on the line of a runner which has left a fresh scent and is likely to be overhauled, as continual failure may deter an otherwise promising retriever.

But you cannot usually obtain sufficient *natural* runners for the purpose of education, and you must therefore resort to artificial means to develop the tracking capabilities of the pupil.

For this purpose you can drag a dummy or a freshly killed partridge; but as there is always a likelihood of the dog tracking the footsteps of its owner, rather than the line of the trailing dummy or bird, you must arrange the drag along a line

## RETRIEVERS

over which your footsteps have not also passed. You can do this in several ways; but perhaps the easiest is to obtain the assistance of another person and to stretch a string about fifty yards long between you and him; in the middle of the string attach the dummy or bird by suspension on another piece of string; the two of you then walk along parallel to each other, and the dummy will, of course, be dragged along another parallel line mid-way between.

For the first few days on which this artificial tracking is practised, the pupil should be put on the line soon after the trail is laid—of course, the dog should not be able to see the laying of the drag—and the trail should be made to finish in a hedgerow or other thick cover in which the dummy or bird can be left hidden. Subsequently, the length of the trail may be increased, and the interval between the laying of the drag and the starting of the dog may be extended.

Do not be in a hurry to send your young retriever after a running cock pheasant at a covert shoot; for the numerous temptations which may appear in the shape of hares and rabbits (possibly being chased by other hunting retrievers) may prove too much of a temptation to a young dog which is out of sight of its handler and thus free

## THE ART OF DOG TRAINING

from all supervision. When the pupil has had more experience and has retrieved a large number of running pheasants, the dog will be so keen on the line it is hunting that it should ignore all other temptations.

Writing on the subject of running pheasants reminds me that it is often in the retrieving of a strong cock runner that a young dog demonstrates a tendency to hard mouth, and we will therefore consider this subject.

### HARD MOUTH

I am often asked if there is any cure for hard mouth, and the answer is obviously that it depends on the circumstances in which hard mouth develops as to whether a cure is possible or worth the trouble. Very often a puppy may mark a "carry" through inexperience in the correct method of holding or a faulty introduction to game (*see* earlier paragraph) and such a fault may disappear with experience. Sometimes a puppy is accused of being hard-mouthed because it does not like giving up a "carry" to its handler; and when this is the case the handler must be careful never to drag the bird roughly out of the dog's mouth but to coax his pupil right up to him and then

## RETRIEVERS

insert his hand between the puppy's teeth and thus gently force the mouth open.

Occasionally "hard mouth" is caused by the dog being in an unfit condition; for instance, if a puppy is infested with worms, it often has an irresistible desire to gnaw everything, and this may cause a young retriever to nip a bird it is carrying—when the worms have been banished, this desire to gnaw things will often disappear.

But sometimes "hard mouth" is temperamental and hereditary; and, if this is obvious, there is seldom any cure.

### DIFFIDENCE IN RETRIEVING

Occasionally a young retriever demonstrates diffidence in carrying game birds of any kind, and when such is the case (unless the fault is hereditary and the puppy is descended from a strain of bench dogs which have not been used in the field) the fault can usually be corrected.

The simplest way to remedy this lack of interest is to attempt to promote the envy of the diffident dog by allowing it to see other dogs continually retrieving birds.

Sometimes the pupil may not like to carry a bird through nervousness; but regular practice—allowing two or three retrieves each day—with a

## THE ART OF DOG TRAINING

freshly-killed partridge *which is quite dead*, should correct this fault.

But more often a young retriever objects to lifting and carrying a particular kind of bird which may have a repellent taste—such as a snipe or woodcock—or because the bird easily sheds feathers which choke up the mouth of the dog—as, for instance, a pigeon.

The dislike of a retriever to a particular bird may be so strongly developed as to be incurable; but often a reluctance to retrieve may be overcome if a freshly-killed specimen, of the particular variety, is occasionally taken to the field where “dummy” work is usually done, and the bird used alternately with the dummy for retrieving practice.

### WATER WORK

Retrievers are not much good to the average Gun unless they are willing, and able, to swim; and, although most of these dogs are keen to go in water and can swim instinctively, we may occasionally find a puppy which is loath to enter water—or it may be willing to try to swim, but quite unable to do so.

Some young retrievers are put off their natural inclination to go into water through a sudden unexpected immersion on a very cold day, and it

## RETRIEVERS

is therefore advisable always to endeavour to introduce a puppy to water under congenial conditions. Choose a warm day for the initiation, and encourage the pupil to go in by persuasion—do not, under any circumstances, throw a young dog into water to make it swim, or the animal may become averse to ever going into the water again—and the example of another dog should be most useful.

Sometimes a puppy seems to lack the natural instinct to swim, and will stay in one spot thrashing water with the front legs until it begins gradually to sink. When such is the case the deficiency can usually be remedied if the puppy is persuaded to go into a pond having a hard bottom which shelves gradually from shallow water to a depth sufficient to float the dog; thus, when the pupil wades in slowly, it will continue to attempt to feel for the bottom to walk on, although out of its depth, and thus discover that by making (more or less) the ordinary walking movements, it can not only keep afloat, but actually move along in the water—in due course the correct swimming movements will develop.

Having accustomed your pupil to go in the water and swim, you must teach it to retrieve an object from the water (particularly when the



## THE ART OF DOG TRAINING

latter is fast running) and to cross a river to fetch a bird which has fallen well out on the far side.

To begin with, the dummy should be thrown into a river when the puppy is watching, and the pupil should be sent to retrieve after a very short pause; if you intend to run your retriever in field trials, don't allow the puppy to put down the "carry", whilst it shakes itself, when it has climbed out of the river on to the bank; but directly the dog reaches the bank, run away and call it to follow you—your retriever may lose marks at a field trial if it drops a bird on the bank and does not deliver at once right up to hand.

You will usually find no difficulty in teaching a puppy to retrieve from the actual water, but when you try to train your pupil to *cross* a river and fetch an object from the land beyond, you may have to take more trouble with the lessons.

To begin with, it is advisable to allow the dog to see as many moorhens as possible and to make your pupil understand that these birds are to be considered in the same category as fowls; for if you allow a retriever to hunt and take an interest in moorhens you may find that the dog will always prefer to hunt these birds (they have a strong scent, and are attractive to hunt as they prefer running to flying) rather than seek for other

## RETRIEVERS

game—thus you may find that, when a retriever has been sent across a river to fetch a pheasant which has fallen on ground beyond, the dog may swim the river as directed, but then proceed to hunt the reeds and cover on the far bank in pursuit of moorhens.

A retriever which will work to an occasional signal is most useful in all field work, but where water work is concerned it is *essential* that a dog should always be taught to answer to signal direction—given by means of a whistle or arm waving. Thus, when a bird has fallen (say) fifty yards out on a field beyond a river, the retriever which can be directed to go over and out to the fall, is far more useful than a dog which cannot be made to realize that the river itself and the banks thereof are *not* the only centre of attraction. Similarly, when a wounded duck has dived and can be seen under the far bank by the handler, it is *most* annoying if his retriever will not respond to a signal which will guide the dog (unable from its low position in the water to see the bird) to the right place.

To train a dog to go out over a river and beyond, it is a good plan, to begin with, to hide *several* freshly-killed birds, so that the pupil is almost certain to find one of them—for, if the

## THE ART OF DOG TRAINING

puppy should fail to find on the first two or three occasions on which it swims the river and goes out properly beyond, it may be disheartened, and difficult to get away from the far bank in the future—to begin with, the birds should only be placed about ten yards beyond the river, but every day the distance may be increased until the dog has to go out about fifty yards beyond to find a bird. Of course it will be necessary, when placing birds for training the pupil in this way, to select a part of the river near a bridge, to enable the handler to cross and hide the birds; but the dog should not be sent across, or the birds placed, near the bridge—in case the pupil chooses to return that way!

We read such marvellous accounts of the work done by some of the retrievers in “days of old”, that I am tempted to conclude this paragraph with the story of the dog which swam half-way across the Atlantic!

### THE AMERICAN DOG

An Englishman met an American in the smoking-room on board ship, and the influence of certain cocktails prompted them to tell some very tall stories; the subject they happened to choose was the swimming capability of dogs, and after a

## RETRIEVERS

good many tales had been told, the Englishman determined to relate a story which would cap anything the American could describe. "I was crossing the Atlantic last year," the Englishman said, "and as the ship was leaving the quay a man dashed up and just managed to scramble on board in time; but his dog was delayed by the crowd, and the ship was disappearing as the animal reached the quayside; without hesitation the dog (a retriever) jumped into the water and swam after the ship; the owner besought the captain of the ship to stop and pick up his faithful friend, but the captain indignantly refused; for several days the ship steamed on, and the retriever gallantly swam after it, until at last the captain relented, and stopped the ship to allow the dog to be hauled on board" . . . . . The American jumped to his feet and seizing the Englishman's hand, said, "Say stranger, I guess I'm just tickled to death to meet you. I've always wanted to find another guy who was on that ship, you see *IT WAS MY DORG*!"

### THE PURCHASED RETRIEVER

"It is the nature of every free meetle Dogge, and many of those which come from the best reputed teachers, that as soon as they hear the

## THE ART OF DOG TRAINING

peece go off they will presently rush forth and flye in amongst the Fowle before you have the leisure to open your lippes.”—Gervase Markham, *circa* 1600.

The above quotation shows that even in the earliest days of shooting the dog which was purchased as fully-trained, “from the best reputed teacher”, did not always demonstrate its steadiness when introduced to “Fowle”! But, actually, in many cases, the failure of the retriever to come up to expectations is due to the fault of the purchaser and not necessarily the consequence of defective training.

I think it was Jorrocks who remarked that “the buyer hath need of a thousand eyes”; but he did not think it necessary to add, “and should have some idea of how to ride,” for he would naturally conclude that when buying a horse for hunting, the purchaser would know the rudiments, at any rate, of riding.

But often a shooting man buys a retriever in the same frame of mind that he would purchase his first safety razor, expecting the same mechanical and easily understood working possibilities—and with the further supposed similarity that the only essential attention is a daily stropping!

## RETRIEVERS

Every buyer of a trained retriever should have some knowledge—if only elementary—of how to handle his acquisition, if he expects to maintain his purchase in the state of perfection (we hope) in which he buys it. Though I admit that occasionally an animal can be found which is so steady that the worst handling will not spoil—probably its apathy is so great that only birds lying in the open will create any interest—the great majority of gun-dogs, on whose training, months (and perhaps years) have been spent, can be absolutely ruined for shooting purposes in one day.

It should hardly be necessary to advise that no recently acquired dog should be taken out with a shooting party until it knows its new master—yet I have known of several cases when this mistake has been made—as a retriever should not only be subject entirely to the directions of its master, but must be prepared to resist the strongest temptations.

Therefore the new purchase should be handled for some days in the garden or an adjoining field and made to do dummy work, which will not only increase the capabilities but also enable it to understand the ways and “temper” of the new master and to become accustomed to fresh surroundings and method of control.

## THE ART OF DOG TRAINING

When master and dog are thus reconciled to each other's idiosyncrasies, they can appear at a shooting party; but even then, the former will be wise to observe the same precautions as are advised in the previous paragraph on entering the young dog to game.

Perhaps the most pernicious influence to avoid with a newly-purchased dog is the horrible example of some wild brute belonging to a neighbouring Gun—for the recent acquisition is naturally unsettled in its new surroundings and control—and, if possible, the treasure should be sent home if you find that the next Gun is displaying an animal of the "chase it" and "chew it" variety.

When buying a new dog it is important that the purchaser should ascertain from the vendor what signals and words of command the animal is accustomed to, and the new owner should endeavour to copy these exactly, otherwise the result may be similar to a British soldier being drilled by a Frenchman ignorant of the English language!

The new purchase should be with its master as much as possible, but should not be allowed to roam about uncontrolled to pick up bad habits.

## RETRIEVERS

### COST OF PROFESSIONAL TRAINING

Mr. E. C. Ash, in his famous work, "Dogs and their History", quotes a document, dated 1685, to the effect "that in consideration of 2s. lawful English money paid to him one John Harris and of a further 30s. to be paid, he would keep a Spaniell bitch 'Quaud'" and train it "to sitt game as the best sitting dogs usually sitt the game".

The modern Shooter cannot expect to have his dog trained on such advantageous terms; but when the trouble and expense entailed in making a gundog really efficient are realized, it must be admitted that the cost, in most cases, is very moderate. But it is *essential* that only a man of good repute should be selected as a trainer, as you are unable to supervise the puppy's education when it is entirely in the charge of another person.

In most places it is customary for a keeper, or other dog trainer, to charge for the actual "keep" of the dog at so much a week, and to ask for a further fee for the training. The cost of keep will, of course, vary according to the age and size of the dog—thus, a puppy should receive more meat and other nourishing food than is required by a fully developed dog, and a retriever will eat



## THE ART OF DOG TRAINING

nearly double the quantity which a cocker spaniel may need. But the charge for keep should not exceed 2s. 6d. a week—unless special food is given to the dog.

The reward given for the actual training will depend, to a certain extent, on the length of time the dog is with the trainer—thus £5 is a customary fee for a retriever or spaniel which is kept by a keeper and trained during the whole of one shooting season; but if the dog is handled for two seasons, a larger sum will naturally be expected.

If you intend to run your retriever or spaniel in field trials, you may select one of the well-known field trial handlers to take charge of your young dog, and, in such case, you must expect to pay more for its education.

If practicable, when the trainer reports that the pupil is sufficiently good in its work to be returned, the owner should ask the trainer (if he lives within reasonable distance) to bring the dog back and to handle it during a day's shooting in which the owner is taking part. In this way not only will the owner have the opportunity to test the capabilities of the dog under the control of the trainer, but opportunity will be offered for the owner to observe the method of handling and

## RETRIEVERS

the words of command practised by the trainer—to which the pupil has become accustomed.

As to the age at which a young spaniel or retriever should be sent to a professional trainer, as a general rule it is best not to send the puppy until it is six months' old—as the owner probably has a better opportunity to develop the *physical* well-being of his dog than has a trainer who may not be able to give so much individual attention, and during this early period of a dog's life it is essential that the physical development should be correctly catered for.

But if a puppy is born in July, and will therefore not attain the age of six months until the end of the shooting season, the owner will be wise to send his young dog (if it is healthy and well grown) when it is only five months' old, so that it may have a little experience on game before the season is concluded; otherwise the pupil would have to wait for another six months before an opportunity is offered for actual work in the field—of course, work on a dummy is a very useful substitute, but not quite the same thing.

## CHAPTER VI

### FIELD TRIALS

Adverse Criticism—Field Trial Fallacies—The Psychology of Judges—The Preconceived Idea—The “Idea Fixed”—Individual Preference—The Judge’s Point of View—The Handlers—“Holding the Baby” at a Field Trial.

“Where Spaniels sit as still as stock  
By Guns in rides or roots or clover;  
Or, flying ears and sterns a’cock,  
They work a hedge like one o’clock,  
Hie in, good bitch! hie up! hie over!  
*Patrick Chalmers.*”

To the average shooting man who is really interested in gun-dog work, a victory at a field trial is the height of his ambition, and I therefore write on the subject at some length.

In these days of rapidly changing interests we have ceased to marvel at the speed with which a particular sport may become popular; but when we remember that although the first field trial for retrievers and spaniels to be held in England took place in the year 1899, it was not

## FIELD TRIALS

until after the war that they became really popular, and that in 1930 more than sixty meetings were held, it is astonishing to realize how rapidly field trials have increased in number and interest.

### ADVERSE CRITICISM

In the early stages of every new movement, adverse criticism must be expected, and there was, at one period, considerable discussion with regard to the *utility* of field trials, the manner in which they were conducted, and the competence of the judges—and we will consider these doubts in due course—but it is now generally recognized that field trials offer (1) an ideal method to test the capabilities of a particular gun-dog in comparison with others of the same breed, (2) an attractive spectacle to all those interested in the work of gun-dogs in the field, and (3) an opportunity to discover a dog of good working pedigree when the ordinary shooting man desires to select a sire for his gun-dog bitch.

With reference to some of the earlier field trial meetings, most of us who saw or took part in them must admit that criticism was sometimes justified; though, on the other hand, I personally think that the actual standard of work of most of

When the field trial was a novelty, there was often considerable difficulty in obtaining a suitable ground, and it was not easy to find competent judges; sometimes a judge was selected because he was the host; and occasionally a president, or secretary (whose business it was to select the judges), apparently thought that if a man had done a lot of shooting he must know all about field trials, whereas, in fact, a man may not only be a first-class shot, but may also *own* a first-class dog, and yet know absolutely nothing about the finer points of gun-dog work. I have not space to explain these points in full, but to give an instance of the expert knowledge which is essential for a perfect judge at a field trial, he should be able to recognize the scent-holding possibilities of different soils and cultivation, and the influence of the particular kind of wound or the potency of the scent which a bird may emit. To the ordinary shooting man a "runner" is merely a "runner"; whereas to the field trial judge a winged bird may be a very simple runner, a difficult runner or a *very* difficult runner—thus a puppy may *gallop* on the line of a badly

## FIELD TRIALS

wounded pheasant (which is bleeding), running up wind over a grass field on heavy land, whereas a field trial champion may find great difficulty in following the line down wind through a field of roots on light chalk soil. Furthermore, the interval which elapses between the bird being shot and the time when the dog is put on the line, will naturally affect the possibilities; the scent may vary according to the *period* of the day—thus, on a fine September morning, the scent may be quite good until the sun has dried off the dew, but subsequently on the same ground which has up to then held a strong scent, a retriever or a spaniel may not be able to own a line at all.

Perhaps the high peak of prowess in retriever work at field trials was demonstrated about the years 1923 to 1927. About this time the late Mr. Charles Allington was running some wonderful performers; and to mention one, of several, excellent Labradors, Lady Howe's "Balmuto Jock" was at his best—and, in my opinion, few retrievers have ever equalled the latter in all-round work.

The late Mr. Charles Allington, and certain well-known owners, trained their dogs to such extraordinary perfection that a rather curious

## THE ART OF DOG TRAINING

consequence was the result; less experienced handlers, seeing the speed at which these perfectly trained retrievers worked, and the long distance out to which they would go, and yet be under absolute control, attempted in subsequent years to emulate the example; but lacking the capability (or possibly the ideal opportunities to train their dogs) many of them only succeeded in making their retrievers demonstrate a spurious "showiness" and wasted activity. Perhaps a judge was occasionally deceived by such a false imitator, or probably the spectators only *thought* the judges were convinced by this fast, showy (but often wasted) work; at any rate, the consequence was that the *genuine* field trial perfectly finished fast working retriever (such as Mr. Allington, Lady Howe, and the owners of many other well-known kennels produced) was confounded by the spectators with the spurious imitators—and the impression was widely held by shooting men that a field trial retriever could only gallop about and pick up birds which could be seen!

But this craze for superficial showiness of retrievers has now died a natural death, as it is realized that very few judges are impressed by such performances—of course, *when two*

## FIELD TRIALS

*retrievers demonstrate equal perfection in nose, brain, and general utility work*, speed and style may decide the issue in favour of a retriever which shows such ideal finish.

Similarly at spaniel trials, the control of a dog by its handler was, at one period, often overdone; and an impression was widely held that a field trial spaniel could only work in co-operation with its handler's feet! But nowadays, more initiative is encouraged.

Whilst on the subject of false impressions, it may be interesting to consider other details.

### FIELD TRIAL FALLACIES

Perhaps the most extraordinary statement which is often made (and, strangely enough, sometimes believed by otherwise sensible shooting men) is the suggestion that only unsteady dogs can be really good retrievers, and that therefore the competitors at field trials should not be required to be under good control! In the first place we must realize one very interesting point in the arguments advanced by the supporters of the wild dog, viz., they always assume, as a matter of course, that *all the other*



## THE ART OF DOG TRAINING

*competing dogs should be steady!* When it is suggested that if one dog is allowed to run in, all the competitors must have equal licence, the supporters of the wild dog begin to visualize the absurd exhibition which would ensue at a retriever field trial if all six dogs ran in simultaneously to the same bird!

Another argument advanced by mistaken "gunners", in favour of the unsteady dog on an ordinary shooting day, is that by going to fetch shot game without delay, the retriever is more likely to find a fallen bird; but those who support such a theory ignore the fact that *if* there is any advantage to be gained by an immediate retrieve, the steady dog can always be *told* to go immediately.

At a recent Shoot, a fellow Gun made the remark, "I don't think much of field trial dogs; a friend of mine has a brace of retrievers, both winners at trials, and he can't bring either of them out at partridge drives as both of them whine". He was unable to supply information as to the particular field trial meeting where the dogs had won, but said that only "walking-up" tests had been given, and that consequently the vociferous tendency of these retrievers at a drive had not been discovered. I then quoted to him

## FIELD TRIALS

the rule of the Kennel Club: "that retrievers at field trials should be tried on game walked up *and* driven," and he was forced to admit that the fault lay with the judges and not in field trials.

Perfection is rare, and the keenest trial supporter could not claim that field trials are perfect. I can personally detect details in which they fail, viz.: (1) lack of opportunity to test a dog for stamina; and (2) difficulty, with the limited opportunities available, to give equal tests to all the competitors. But I have no hesitation in saying that only a really good retriever can win a first-class trial, and the best *gun-dogs* (not only *field trial performers*) in a stake are usually the winners.

I am often asked the question "Do you think that field trial winners are better than the really good 'ordinary' shooting dogs which you see at good Shoots where the owner and keepers are keen on good gun-dog work?"

In answer to this question my reply is: "I sometimes see retrievers and spaniels which are *better* than the *average* field trial winner; but I hardly ever see a dog on an ordinary day's shooting which can compare with certain exceptionally good field trial champions.

# THE ART OF DOG TRAINING

## THE PSYCHOLOGY OF JUDGES

“To see ourselves as others see us.”

In the early stages of the development of “*homo sapiens*”, his undesirable actions and thoughts usually had a simple explanation—such as faulty upbringing, vanity, sluggish liver, or false ideals—but the present wonderfully developed generation requires a more complicated and implicated analysis of cause and effect! Therefore to be thoroughly up-to-date it may be interesting to analyse the “reactions” and “complexes” of field trial judges which they are *supposed* to demonstrate!

### THE PRECONCEIVED IDEA

The usual failing to which a judge is assumed to be liable is the “preconceived idea”. This is a very natural failing, as a man who, at a previous trial, has seen a dog demonstrate exceptional capability in its work, must subconsciously be influenced by the memory of such performance when he is judging the same dog at a subsequent trial—and a judge must therefore continually remind himself that he is judging the dog on its work during the subsequent trial *only*.

## FIELD TRIALS

For this reason, there may be some sense in the suggestion offered by field trial critics that no judge should officiate at the championship meeting who has judged at any other meeting during the same shooting season—but, on the other hand, this restriction would add to the difficulty of obtaining competent judges for the championship meeting. Another way in which this “preconceived idea” is supposed to influence a judge is when he has to call up another dog to try to find a bird on which the two dogs he is already judging have failed; if he is a keen shooting man, with humane ideas, he is naturally very anxious that the bird should be recovered as soon as possible, and he is tempted to try a dog which he *knows* is a really good retriever—but to be absolutely fair he should try some unknown dog in its turn, to give this novice an opportunity to “wipe the eye” of the other retrievers and so place itself high up in order of merit.

### THE “IDEA FIXED”

Another “complex”, to which judges are supposed to be subject, is the somewhat feminine trait of refusal to alter an opinion previously expressed. Thus, a judge may be impressed by the work of a dog when first tried and, having

## THE ART OF DOG TRAINING

expressed an opinion of its excellence to the other judges, is loath to alter such an opinion when the dog fails to maintain the high standard in its subsequent work.

### INDIVIDUAL PREFERENCE

Certain judges are supposed by some handlers to react favourably to particular points in performance; thus a judge may get the reputation of only giving high marks to fast dogs, or of penalising a retriever unless it has a perfect "showy" delivery.

### THE JUDGE'S POINT OF VIEW

But when we begin to consider field trials from the judge's point of view, we begin to wonder how the various societies ever manage to obtain competent judges to officiate at field trial meetings.

With no fixed rules or standard of points to guide him, the judge must concentrate on his work for eight hours on end (even the luncheon interval gives no respite, as he must then compare notes with the other judge or judges) and during the whole of his trying task he must be tactful, fair, consoling and considerate—as well as possess the necessary qualifications to appreciate the most intricate details of gun-dog work.

## FIELD TRIALS

### THE HANDLERS

We must not forget to consider the point-of-view of the handlers. For the most part they are long-suffering individuals who never reap their merited reward. In their case an "inferiority complex" is a fatal handicap (particularly when their "nerve flutter" takes the form of loquacity, and the judge's temper is worn to a thread by conversational remarks) as the dog which is being handled by such an individual may be sensitive to depreciation and fail to show its best form.

But although trials may offer every ideal opportunity, and the judges take the greatest interest, luck is certain to play an important part in the proceedings; and it is the handlers who represent the sporting element of field trials—for they almost invariably accept cheerfully the decision of the judges, and encourage that delightful spirit of enjoyment which is demonstrated at these congenial and jolly meetings.

#### "HOLDING THE BABY" AT A FIELD TRIAL

Field trials have their lighter moments, and the following episode, which took place at a recent meeting where I was judging, provided much amusement. The spectators happened to be standing within a few yards of one of the Guns,

## THE ART OF DOG TRAINING

as a field of roots was being beaten out for pheasants; among the spectators was the wife of one of the farm workers and she had brought with her a pram—this vehicle is used in that particular part of the country for a variety of purposes, such as shopping, wood collecting, etc., but on this occasion it happened to contain a baby; one of the pheasants as it was shot fell dead into the perambulator; the woman was so amazed (or maybe she realized the possibilities) that she hurriedly wheeled away the pram, with its mixed contents of baby and bird, to the great amusement of everybody.

A few days later at a Shoot, one of my fellow Guns said to me, "I hear you sent a dog to retrieve a pheasant out of a perambulator, and when the animal brought back the baby instead, *you disqualified the retriever for hard mouth* because it made the baby cry!" In such a way is a reputation ruined.

## CHAPTER VII

### KENNEL MANAGEMENT AND FEEDING

Comfortable Quarters—A Range of Kennels—Bedding—Brushing and Washing the House Dog—Exercise—Feeding—“Reducing” the Fat Dog.

“It is the dog, of all creatures of the good spirit, which most quickly decays into age . . . . Bring ye unto him milk and meat . . . . Whenever ye eat bread, put aside three mouthfulls and give them to the dog.”

*Translation from the “Zend-Avesta”:*

*about 600 B.C.*

#### COMFORTABLE QUARTERS

IF you can afford to keep a dog, you can afford to provide a kennel which will allow the animal to sleep and live in comfort. Of course, if your pet is sleeping in the house, its wants may be satisfied by the provision of a basket—when it is a small dog—or a thick comfortable rug for the large animal; but the rug should be placed in the warm corner of a room out of draughts. Some owners make a dog sleep on the mat outside a



## THE ART OF DOG TRAINING

bedroom door, and this may be a very chilly bed—particularly if the owner is a fresh air fiend who sleeps with all the windows open—as the draught under an ill-fitting door may make such a position almost unbearable to the wretched dog on a cold night.

When the dog sleeps out of doors you should provide a kennel which is waterproof, free of draughts, and large enough to allow the animal to turn round in comfort on the bed. I do not think that a very commodious kennel is essential—in fact a dog can retain its heat better in a small space than in a large compartment—but there must be good ventilation without a draught.

In many cases the small movable kennel will be used, and if the type with a draught screen near the door is bought, the dog can probably keep much warmer in this than in more pretentious accommodation; but the disadvantage of a small movable kennel is that the dog is usually chained to the entrance and, as there is no outside protection, the straw bed will be perpetually damp in showery weather, owing to the dog going continually on to the bed direct from the wet ground. The necessity to fasten the dog to its kennel by a chain can be avoided by the provision of a run enclosed by strong wire netting or iron

## KENNEL MANAGEMENT AND FEEDING

railings; but this does not prevent the probability of a damp bed. There are, however, several types of kennel and run which have the run also protected from the weather, and one of these, I consider, offers the ideal accommodation.

But having obtained the ideal kennel you must take the trouble to select a suitable position in which to place it; thus you should choose high ground which is well drained, sheltered from north-east winds, and not overhung by trees which encourage damp, and drip moisture for long periods after every shower. On the other hand, during hot sunny weather, the shade of a single deciduous tree will be welcome; in spring and autumn as much sun as possible is most desirable and health-giving to animals—dogs are particularly keen on sun-bathing, and they say in the East: “Only Englishmen and dogs like to sit in the sun !” A sloping platform of concrete, on which the kennel and run can stand, will prevent the damp rising and also save the base of the kennel from rotting; the slope must be sufficient to drain the water off it, and the fall should be from back to front. Wooden battens may be placed on the floor of the run so that the dog cannot lie out on the concrete—I assume, of course, that the interior of the kennel has a

## THE ART OF DOG TRAINING

wooden floor, which can be taken out for cleaning.

In many cases satisfactory accommodation may be already available in the form of a loose box or outside shed, but it must be properly ventilated and drained, and have plenty of light; also a sleeping bench, raised about a foot above the ground, should be provided—and the bench should have a raised border of three or four inches surrounding it, to prevent the straw, or other bedding, from slipping off.

If the loose box or shed has a cement or brick floor, it should be covered with wooden battens to prevent the dog lying there—otherwise rheumatism is a likely consequence.

### A RANGE OF KENNELS

When an owner intends to go in for dogs on a large scale he can either build a permanent brick range of kennels or buy wood kennels from some well-known maker who caters for this class of production. Of course the brick-built kennel may last longer, but, in my experience, the less expensive range of wooden kennels is equally satisfactory and should last a long time if it receives regular painting or varnishing and is kept in careful repair—of course it is important that

## KENNEL MANAGEMENT AND FEEDING

these wooden buildings should be bought only from a firm of first-class reputation, who use properly seasoned wood and other good material, and a visit to the factory to inspect the numerous types of kennels manufactured should be made by the intending purchaser.

The kennel range should stand on a proper concrete or brick platform; in the sleeping places there will be wooden floors—which must, of course, be movable for cleaning purposes.

I, personally, dislike corrugated iron roofs, as they are hot, noisy and unsightly; but they are, of course, cheap and everlasting. A wood roof will wear out quicker—particularly when it catches the full rays of the sun—but a layer of “ruberoid”, renewed periodically, on the top of the roof, will remedy this trouble to a certain extent.

When planning the situation of his kennels, the wise owner will have one range of kennels separated from the rest; so that bitches in season can be kept there, and thus avoid making the dogs restless and noisy—whelping kennels will also probably be required.

It is most important, for the sake of the health of the dog, that the kennel should be kept absolutely clean. Excreta must be cleared up as soon

## THE ART OF DOG TRAINING

as possible—scattered sawdust will help this procedure—and periodically the kennel should be washed out with a suitable disinfectant—but a fine day should be chosen for this attention, and the dog must not be returned to the kennel until the latter is quite dry again.

### BEDDING

In my opinion, good long wheat straw is the ideal bedding. If your kennels are in the country, you should get permission from a farmer for your own kennelman to draw the bundles from the rick—as he can then select a dry day to pull and transport to the kennels, and also make certain that he is getting good clean stuff. The straw should be kept in a clean shed, and dusted periodically with some insect powder—this will banish all parasites which might otherwise be introduced to the kennel by means of the straw.

Every evening, before the dogs are shut up for the night, their beds should be examined, all damp or soiled patches of straw removed, and a fresh armful substituted; in cold weather, all the straw on the bed should be shaken up, so that it is soft and warm, as a bed of straw which has been trodden down flat will afford little opportunity to the dog to retain warmth by lying on it

## KENNEL MANAGEMENT AND FEEDING

—similar to a man lying on the top of the clothes on a bed—whereas if the straw is shaken up loose, the dog is able to make a comfortable nest in which it can curl up in luxury.

When a dog is wet, it should not be returned to the kennel in such a condition, but should either be dried off carefully with a towel, or turned into a spare shed containing straw kept for this purpose.

### BRUSHING AND WASHING THE HOUSE DOG

For the sake of both the dog and the occupants of the house, the house dog should be given a daily grooming with a good stiff brush. And apart from the question of health, this daily attention will be particularly useful in the spring when a dog sheds its winter coat, as the brushing and combing should remove most of the dead hair, and so save the animal from shedding hairs on the carpets and floors all over the house. Long-haired dogs will require careful combing, so that any matted dead hair can be removed; and the coat of some shorter haired dogs may be plucked with the fingers—pulling in the direction in which the hair lies, and not against it.

With all long-haired dogs the hair at the back

## THE ART OF DOG TRAINING

of the ears and on the hind-quarters should receive particular attention, as these places are likely to be overlooked and to become matted as a consequence.

Dogs should not be washed more often than is absolutely necessary—particularly in cold weather—and when a bath is required, the washing and *drying* should be done with care. Use a good quality dog soap—to be obtained from some well-known manufacturer—and do not buy a common strong carbolic soap which may irritate the sensitive skin of certain breeds. The deeper the bath the better, as the dog can then be trained to stand quietly in the tub whilst the attendant does all the necessary washing with facility. The water should be only luke-warm—and remember that the dog is more sensitive to heat than is a human being—and the soap lather must be rubbed well into the coat.

If the dog does not mind being washed and stands quietly, begin at the head and wash down the body to the tail—having poured enough water in the bath for the dog to be immersed up to its hocks. When the animal has had the soap well worked in to all parts of the coat, more water of the same (or even a little lower) temperature should be added until the whole body of the dog

## KENNEL MANAGEMENT AND FEEDING

is immersed, then rinse the soap out of the coat by working it with the hands.

When a dog has not become accustomed to being washed, leave the washing of the head to the last and begin on the body, as a dog seems to have a particular objection to its head being made wet.

But, as the Irish might say, the most important part of the washing is the drying!

If you are washing the dog in the house, the most convenient method is to have a second empty bath tin available to which you can transfer the dog so that it can drip there whilst being dried.

To begin with, squeeze out as much water as possible by running your hands along the coat—in the direction in which the coat lies—and then down the legs to the feet. Next, repeat this process with a sponge; and then dry thoroughly with a towel—or, even better, a relay of warm towels.

Be very careful to see that the ears are dried out after a bath—as neglect to do this may encourage canker—and when the dog has long flap ears (such as a spaniel) take great care to dry thoroughly the inside of the flap.

If, by any chance, some of the water or soap



## THE ART OF DOG TRAINING

lather has actually lodged in the earhole, take a piece of soft linen and *gently* insert to dry the moisture, and then dust in the ear some boracic powder.

In warm weather, a good sharp run in the sun and air will complete the drying process of a strongly constituted dog—but the more delicate breeds may have to be kept in the warm house until they are perfectly dry again.

### EXERCISE

Since the advent of motor cars, the question of how to exercise our dogs has become more and more difficult every year. In earlier times, the owner of a dog kept his animal fit almost as a matter of course—as the dog accompanied its master on all his walks. But nowadays, in addition to the fact that men walk less and less every year (unless they are chasing a golf ball), the roads have become so dangerous that it is almost impossible to take dogs along them, except on a lead—and there is little pleasure in walking along a motor track. With regard to gun-dogs, it is probably true to say that, excepting keepers' dogs, not five per cent. of these are really fit for work when they go out shooting at the beginning of the season.

## KENNEL MANAGEMENT AND FEEDING

Usually the average gun-dog lives a life of ease throughout the summer months, puts on flesh, gets soft feet, and becomes decidedly short in the wind. And yet a thoughtless owner will take such an unfit animal out with him when shooting commences, and *this is the hottest part of the season, and the hours of work are probably longer than at any other period of the year!*

But the owners of dogs may ask, "How can we remedy such a state of affairs when it is impossible to take our dogs for proper exercise on the roads (the ideal way to get their feet hard) and busy days (work or play!) do not allow time for long walks over the fields? I therefore suggest a way partly to overcome these obstacles, and to give daily exercise of a moderate amount in a short period.

In the first place it is a good plan to give the animal, even if it is a thoroughly trained shooting dog, ten minutes' practice at retrieving a dummy every morning—the dummy may be a roll of old stockings, gloves or any soft article. In the case of the house dog these games (most dogs will soon learn to retrieve) will, at any rate, provide exercise and interest; and where a gun-dog is concerned the practice will also improve the actual work of the dog. For the purpose of

## THE ART OF DOG TRAINING

giving practice to the spaniel or retriever, the dummy should be hidden in some fairly long grass or other thick cover, and the dog made to find it—but it is not advisable to keep on sending a spaniel or retriever to hunt for a dummy in very punishing undergrowth, such as brambles, etc., as even the boldest dog may think the recovery of a mere dummy is not worth the repeated pain! When the dummy is hidden on a grass field, a young dog, for the first few weeks, should be started to hunt from the down-wind side of the object (that is to say; it should be given the wind); as this will encourage the animal to range and quarter the ground well—many, even experienced, retrievers lack this ranging ability.

The opportunity should be taken to improve the “delivery” of a retriever or spaniel. It is difficult to understand the argument of certain Shooters that it is immaterial whether a dog delivers to hand or to the owner’s feet. Personally (although lacking in obesity!) I intensely dislike being compelled to grovel for every bird which a dog retrieves. And it is such a simple matter, if regular training is given with a dummy, to teach a retriever to deliver the game right up to hand.

To encourage the use of “reasoning power”.

## KENNEL MANAGEMENT AND FEEDING

the dummy may be thrown to a place which will necessitate a detour for recovery—thus it may be tossed over a high wall, and the dog compelled to make a considerable circuit in the course of a retrieve.

Dummy work will offer a good chance to encourage a retriever or spaniel to hunt out well on the other side of a hedge; but, as previously stated, it is not advisable continually to send a dog through very thick punishing undergrowth.

During the course of this daily ten minutes with the dummy it is probable that the dog covers a lot of ground and thus derives a fair amount of exercise.

If there is a river or lake available, the dog, during warm weather, may be given a few minutes' swim every day—which will provide very useful muscular exercise. Where there is a river, the retriever and spaniel may be trained to cross and find game, by hiding the dummy well out on the opposite bank, and the dog sent over to hunt for it—the ability to find a dead bird which has fallen over a river will often prove most useful during a day's shooting.

In addition to ordinary exercise, the house dog will need to be taken for a run, or turned out, in order to respond to nature's calls, at regular

## THE ART OF DOG TRAINING

intervals during the day—particularly after each meal—and in many cases it is the custom to turn the dog out, free from control, for a long period; this is an unwise practice, at any rate in the country, as a dog which is allowed to roam about uncontrolled is almost certain (although it has been properly trained) to be led astray by other untrained dogs—and this is likely to result in considerable unpleasantness if the dog is thus encouraged to chase sheep, kill poultry, bully smaller dogs, or poach. Furthermore, a dog which is allowed to go about uncontrolled in search of mischief is likely to meet with an accident or other harm—it may be run over by a car, caught in a rabbit trap, or pick up rat poison. Therefore the dog should always be turned out for only a *limited* period of (say) five minutes, and failure to be present for readmission to the house, at the end of the interval, should result in a scolding or, if necessary, a smacking—so that the animal is made to realize that it must not stray far away from the house on these unaccompanied excursions, but must remain within recalling distance. The town dog must always be trained to keep on the pavements, and, when out for a walk with its owner, to come to heel when a road intervenes; the young dog may be en-

## KENNEL MANAGEMENT AND FEEDING

couraged to behave in this fashion if it is always put on the lead when a road has to be crossed.

### FEEDING

Where the feeding of dogs is concerned, experts are inclined to be dogmatic (no pun intended), whereas those of us who have studied the question from the point-of-view of many different kennels, must realize that it is quite impossible to lay down hard and fast rules. For instance, I personally prefer all food to be given in a dry form; and, having experimented with every method of feeding, I am convinced that my own dogs look better, never scour, stand harder work and smell cleaner when fed in this way. But, as an example of another method of feeding, a friend of mine has a large kennel of greyhounds which are fed, almost entirely, on meal soaked in broth, and the dogs are as fit as can be desired in both appearance and work—of course it is essential, when broth is used, that all the grease must be carefully skimmed off the top of it—and many packs of hounds are fed in a similar fashion. Other dogs I know are given, as part of their meals, porridge, potatoes, and green vegetables—all of which I personally consider undesirable in a dog's menu.

## THE ART OF DOG TRAINING

Therefore, in giving particulars of the kind of food which I consider to be most desirable, I do *not* pretend that other methods of feeding are wrong, but only that the kind of feeding which I prefer has been proved, *in my experience*, to be the most suitable.

The dog is, by nature, carnivorous, and it is therefore essential to include a fair proportion of meat in the diet—and, when desirable, the meat may be given raw, particularly to bad doers or ailing dogs.

For the house dog, household scraps—composed for the main part of meat and bread—should make an ideal meal; but it is important that every day, for one of the dog's meals, some hard product—such as a biscuit or crust of brown bread—should be given to compel the animal to use its teeth and bring pressure on the gums, and so keep them in a healthy condition.

For a kennel of dogs, I consider meat and stale brown bread to be the ideal basis of food supply, and I give details of the quantity which I have found, after many years' experiments, to be the most satisfactory for the main meal of the day—these amounts should supply just the right amount of nourishment without waste, and are therefore economical.

## KENNEL MANAGEMENT AND FEEDING

For a cocker spaniel or dog of fox terrier size:—

During warm weather:  $\frac{1}{2}$  lb. of brown bread and 3 oz. of cooked meat.

During cold weather and when the dog is doing work:  $\frac{3}{4}$  lb. of bread may be given and the meat ration should be increased to 4 oz.

For a springer spaniel or dog of similar size:—

During warm weather: 1 lb. of brown bread and 4 oz. of cooked meat.

During cold weather, and when the dog is doing work, 1 lb. 2 oz. of brown bread and 6 oz. of meat.

For retriever or dog of similar size:—

During warm weather: 1 lb. 2 oz. of brown bread and 6 oz. of cooked meat.

During cold weather and when a dog is having hard work: 1 $\frac{1}{4}$  lb. of brown bread and 8 oz. of meat.

Other sized dogs may be fed proportionately.

The brown bread should be just pleasantly stale—about two days' old—but not “antique”! The meat must be of good quality and can be obtained, in the form of cheap cuts, from the local butcher at a reasonable price (about 4d. a pound).

As an occasional change, when they are



## THE ART OF DOG TRAINING

plentiful, a raw egg may be given instead of the meat, and cooked liver, or boiled fish, also makes a welcome and satisfactory substitute occasionally.

This main meal should be provided in the evening where working dogs are concerned; and every morning a biscuit or crust of bread should, in addition, be given, as previously suggested, to keep the teeth healthy.

If a dog comes in very thirsty after a hard day's work, and takes a long drink, it is advisable not to feed the animal until a fair interval has elapsed—as a big meal on a “washy” stomach may be harmful—but, on the other hand, a dog may refuse to eat at all if it is very thirsty and cannot obtain a drink before it is fed.

Where a house dog is concerned, it may be more convenient to give the main meal at mid-day, and the hard biscuit may then be given in the evening.

The dog owner must, of course, realize that each *individual* animal may have digestive peculiarities and variability of appetite, so it is impossible to lay down hard and fast rules with regard to quantity. The excreta of the dog should be noticed, and if there is a persistent tendency to diarrhoea—even in a mild form—

## KENNEL MANAGEMENT AND FEEDING

this is often a sign that an alteration in diet is desirable, as a dog's natural motions should be definitely firm. Occasionally, slight indigestion is caused by giving food which is stale, and it is therefore necessary to make certain that all the food supplied is fresh and wholesome—but the bread should, as previously stated, not be new.

Care should be taken to see that all feeding utensils are kept clean. In the case of a house dog, such cleanliness will probably follow as a matter of course; but where outside kennels are concerned, the feeding and drinking bowls are often neglected and allowed to become filthy. All bowls should be boiled occasionally in soda and water to remove any grease.

Many people have a mistaken idea that bones are nourishing to a dog. In the case of small splintering bones, they may be actually harmful to a dog, and the only kind of bone which should be allowed is a shin bone, or something similar of large size, for the dog to clean its teeth on. Rabbit and game bones should be absolutely prohibited.

The dog's natural medicine is couch grass, and in the country this is usually available; but in a town the dog may seldom have the opportunity to obtain this much desired blood purifier, and

## THE ART OF DOG TRAINING

an attempt must be made to provide a **substitute** in the form of flowers of sulphur, which may be given to the dog during the spring and summer; about one quarter teaspoonful can be given on the evening meal, twice a week (during hot spells) to a fox terrier or cocker spaniel; and half a teaspoonful to a retriever. Other sized dogs proportionately.

### “ REDUCING ” THE FAT DOG

Some house dogs—particularly when they are not having sufficient exercise—are inclined to put on excessive flesh, with the consequence that an animal may become short of breath and lazy. When such is the case, alteration of diet, as well as increased exercise, must be given.

The food should be given entirely dry, and the cereal portion cut down to a minimum amount. No tit-bits should be allowed, the kitchen must be put out of bounds, and steps should be taken to discover if the dog has some secret supply (such as a pig-bucket or a neighbour's presents) from which it obtains the flesh producing nourishment!

### DRINK

A plentiful supply of fresh water must always be available, and the contents of the water bowl

The house dog is often neglected where drinking water is concerned, and may suffer considerable distress through a lack of opportunity to quench its thirst.

All drinking bowls should be scoured with a little soda and boiling water once a week.

## CHAPTER VIII

### BREEDING

Heat—Mating—Care of Bitch in Whelp—Pupping—Weaning—  
Feeding the Puppies—Physical Development of the Puppies—  
Telegony.

“ *She* has no need for books on birth,  
Nor lectures from the B.B.C.,  
And twilight sleep is not for her,  
This dam of canine ancestry.  
Instinct only, her help must be,  
Nature alone her guide,  
With glory of maternal love  
Reflected in her pride.”

IN this chapter I write on the subject of breeding from the point of view of a man who owns only two or three dogs (maybe only a single house dog), and who wishes to allow a treasured bitch to have some puppies.

Where large kennels are concerned, intimate knowledge of scientific details are essential; but the man who breeds dogs on a small scale is

## BREEDING

mainly intent on reproducing, as far as possible, the qualities of the mother, and to have good, sound, healthy puppies—and he may not be able to spare the time to study the scientific discoveries of the biologists, nor to consider the influence of very remote ancestors.

But, nevertheless, he should be willing to acknowledge certain accepted ideas, and to choose a sire which is descended from ancestors which have demonstrated desirable characteristics for several generations.

Nowadays, thanks to the system of pedigree registration and record of prize winners, maintained by the Kennel Club, it is a simple affair to ascertain the history of any particular dog, and its desirability or otherwise, as a sire for the prospective puppies.

Where the house dog is concerned, health, disposition, and appearance may be the characteristics which the average owner will desire; but in the case of terriers and gun-dogs, many owners will consider working capability to be the most essential characteristic.

When the owner of a bitch intends to let her breed a litter of puppies, he should start to select a sire of the required breed some weeks before the time is due, so that he can decide and make

## THE ART OF DOG TRAINING

all the necessary arrangements in good time. If possible he will be wise to choose a dog which is within motoring distance of his own home—as it is then a simple affair to run over with the bitch whenever she is ready for the service—otherwise, if he is sending her to a dog which lives at a considerable distance, he must despatch the bitch by train, and purchase a good, strong travelling box for the journey—and she will, of course, have to stay with the owner of the sire until a satisfactory service has been consummated.

If an owner of a bitch intends to breed a litter with an eye on financial profit, as well as to satisfy his own interest, he should choose as the sire a dog which is famous—for instance, a winner at field trials (if a gun-dog), coursing or racing (if a greyhound), or a well-known prize winner on the bench (if his bitch is up to show form). Of course the stud fee will be high, but the demand for the resulting puppies should be so much greater. If the owner of a bitch does not know of a desirable sire of the breed he requires, answering to this description, he can usually obtain the desired information from the advertisement columns of the various sporting or canine periodicals; but before definitely deciding on any particular sire, the full pedigree

## BREEDING

should be obtained, and if the dog is at all closely related to the bitch, it should not be used—it is just possible that such near relationship may be advantageous to the *appearance* of the puppies if you are breeding to a certain definite type from the show bench point of view, but the progeny resulting from the alliance of a closely related dog and bitch are often weakly and difficult to rear.

If the owner of a bitch wishes to breed puppies for his own interest only, with no thought for a business proposition, the sire to be chosen need have no public notoriety; and a dog of the same breed may be selected which demonstrates the desirable qualifications—in the field, in physical perfection, or even as an ideal companion in the house—although not a prize winner. In such a case the fee for service should be lower (probably one of the puppies will be accepted as payment), although the progeny may be all that is desired.

## HEAT

A bitch, of most varieties of dogs, first comes on heat when she is about eight or nine months old (but it may come a little earlier or later); and thereafter every six months—heats every four months are usually a sign of abnormality.



## THE ART OF DOG TRAINING

The external parts begin to swell and a white discharge appears, and in due course this is followed by a red discharge. The period, during which a bitch may actually stand to the sire, is usually about ten days to a fortnight; but opinions vary as to the most desirable time, during this period, at which the mating should actually take place—some breeders say that the ideal time is about the tenth day after the first sign of any appearance of heat, but others prefer to wait longer and to mate the bitch immediately the red discharge ceases to appear. In my own experience, I think that the best time is as soon as the bitch will stand properly to the dog; but I have often found that *diffident* breeders (either bitch or dog) are more likely to mate successfully towards the end of the period.

### MATING

With rare exceptions among certain small breeds, it is not wise to mate a bitch at her first heat; and with the bigger breeds (gun-dogs, etc.), I consider it best to wait until the third heat. But you should, if possible, select a heat which comes early in the year, so that the puppies are born, and have a chance to thrive, in warm

weather—puppies born in the late autumn and early winter months are difficult to rear, and often develop rickets through lack of sunshine—so that it is best, if possible, to avoid mating a bitch between the end of July and the end of November.

The bitch should be vigorous and in good condition at the time of mating, but she must not be fat.

Some breeders insist on having two services from the dog, but, personally, I do not consider a second service to be necessary if the first mating is a really satisfactory one.

For a young bitch, I do not think it matters if the sire (to be used) is middle aged; but for an elderly bitch, I am of the opinion that it is better to mate her to a young dog.

It may be risky to allow a bitch, after she is four years old, to have puppies for the first time.

#### CARE OF THE BITCH IN WHELP

The motto for the man in charge of a bitch in whelp should be: “moderation in all things”; and it is just as harmful for the prospective mother to be pampered as to be treated too negligently. But, as an example of the extent

## THE ART OF DOG TRAINING

to which negligence may be carried, I think the following story told to me by Lord Knutsford (who, as Arthur Holland Hibbert, was so well-known as the owner of the famous Munden kennel of Labradors) is a good illustration: A friend went to shoot with him, and took a retriever bitch; Lord Knutsford remarked to the friend, "Your bitch looks very queer, what's the matter with her?" "Oh, I don't know," was the reply, "she's been amiss the last fortnight, so I had to shut her up". *During lunch the bitch produced four puppies!* Lord Knutsford concluded the tale by saying: "My friend was not a 'doggy' man . . . but he *thought* that he was so!"

The bitch in whelp may be of any size between a Newfoundland and a Pekinese, but whatever the breed, careful treatment is important.

To begin with, the owner of a previously docile bitch must be prepared to expect that the mating may quite alter the tractability of his animal, and care should be taken that, after service, the bitch must not be allowed any opportunity to escape from the shed, enclosure, or kennel where she is confined, or to elude the supervision of her owner when out for exercise, until her period of heat has quite passed off.

## BREEDING

During the first three or four weeks after service no alteration need be made in the normal feeding or exercise of the bitch, but during the fourth or fifth week it is advisable to dose the bitch for worms—it is better *not* to dose after the fifth week of pregnancy. If the weather is warm, a wash with a mild disinfectant soap in lukewarm water may also be given about this time (but not later); if a bath is not advisable, owing to cold weather conditions, the bitch should be well dusted for several days with a good insecticide—as it is most important that the dam should be free of all external parasites when she is nursing her puppies.

About the sixth week after service, the owner should easily be able to see if the bitch is in whelp—in fact an observant owner may notice such a condition some time previously—as not only her appearance, but also alterations in general behaviour, should be a guide. Occasionally, however, a bitch may appear to be obviously in whelp, but fail subsequently to produce any puppies.

After the fourth week, more care should be taken as to the form of exercise to be given; but although the prospective mother should not be

## THE ART OF DOG TRAINING

allowed to indulge in games with other dogs or to become fatigued, it is most important that she should have regular exercise. Fairly long walks should be given each day at a moderate pace, so that her muscles are kept in proper condition; and she must not be allowed to become fat. When she is very heavy, a bitch of large breed should not be allowed to go up and down stairs, as there is always a chance of her slipping and injuring the embryos, and during these last few days the exercise must be reduced.

No alteration need be made in the normal number of meals during the first four or five weeks—except perhaps in the case of the very small breeds—but after that period it is advisable to give the food in smaller quantities and more often—thus if the bitch has been accustomed to one main meal a day, she should be given two, and if she becomes very heavy it may be advisable even to supply her food in three meals.

With regard to the quality of the nourishment supplied, the usual menu should satisfy her during the early period; but, subsequently, the meat ration should be increased. The amount of food to be given should be regulated by the condition of the bitch, and if she begins to look very poor, the quantity and quality of nourish-

## BREEDING

ment must be increased—the size of the abdomen will, of course, be misleading, but the amount of flesh on the side of the thighs should be a certain guide.

For two or three days previous to parturition the bitch may be given a small quantity of pure olive oil; the quantity will depend, of course, on the size of the breed—but as a rough guide the terrier should have half a teaspoonful each day, and a retriever should start with a teaspoonful; these amounts can be gradually increased (unless the bitch becomes unduly loose in her motions) to a teaspoonful for a terrier size, and to two teaspoonsful for a retriever size on the last day.

## PUPPING

Bitches, as a rule, have their puppies on the sixty-second day after service; but they may whelp a day or two before, or after, that date. To prepare a suitable bed, a good covering of straw should be laid on the bench; the depth of straw should allow the dam to make a comfortable (but not too deep) nest; the size of the bench, box or basket should give freedom of space for turning and lying down, and the sides

## THE ART OF DOG TRAINING

should not be made so high that the bitch will have to jump into it.

When the puppies are about to arrive, the bitch will show signs of restlessness, and she usually refuses to eat for some hours previous to whelping. As a general rule, a strongly constituted bitch can be safely left to look after herself; but plenty of fresh water and a bowl of one of the many specially prepared milk foods should be left near her. In the case of a maiden bitch, it is advisable to ascertain that the first puppy, at any rate, has arrived without complications; but when all is normal, the bitch should be left without interference; and in the course of four or five hours, the whole affair will probably be concluded and the dam curled up in comfort with her vociferous and strenuous babies. If, however, after two or three hours of *obvious* labour, nothing has arrived, the assistance of a veterinary surgeon should be sought.

The food to be given to the bitch, subsequent to pupping, must be of a very light nature for the following two or three days; subsequently normal food may be given, and the supply should be gradually worked up (but the bitch should

## BREEDING

be watched to see that she is not being upset), and she should be given a plentiful amount of meat in addition to her usual food.

Do not allow strangers to see the puppies during the first week, as some bitches are very intolerant of such interference—and even after this period, continual strange visitors may cause a bitch to become either over attentive to, or lose interest in, her puppies.

About three days after they are born, the puppies must be carefully examined to see if they have any dew-claws, and these must be removed by cutting them off close to the leg with a pair of sterilized sharp surgical scissors; Friars Balsam may be dabbed on the wound to stop the bleeding.

A day or two later the puppies, of those breeds which require the operation, must be docked. This operation can also be done with a pair of sterilized sharp surgical scissors and Friars Balsam applied to stop bleeding; the amount of the tail to be cut off will, of course, depend on the particular breed of the puppy—thus most terriers have rather more than half cut off, and a spaniel is deprived of about two-thirds.

When the puppies are about four weeks old



## THE ART OF DOG TRAINING

they should be provided with extra food to augment the nourishment given by the dam; to begin with, this extra food should take the form of some puppy milk preparation sold by one of the leading firms—ordinary cow's milk is too weak—the puppies will soon learn to lap if their noses are gently pushed into the attractive liquid. When they are about five weeks old, the ravenous youngsters—of the larger breeds—may be given some minced boiled rabbit (or other easily digested meat), commencing with a *very small* amount and gradually increasing the quantity day by day.

### WEANING

By thus commencing to give extra food at an early age, you will find that, in addition to saving the bitch from excessive strain, the puppies will be easily weaned, when the time arrives at the age of about six weeks—for, as the dam is gradually withdrawn, the food for the puppies should be similarly increased.

The bitch should be taken away from the puppies gradually, and for some days should only be allowed to go to them at night.

## BREEDING

### FEEDING THE PUPPIES

After they are completely weaned, the puppies must be fed at least four times a day—and the small breeds may have as many as six meals—and the first meal should be given as early as possible in the morning and the last meal late at night. The smaller breeds should be kept longer on the lighter forms of food; but a suitable menu for the larger breeds is: 7 a.m., brown bread and raw egg (or milk food); 11 o'clock, brown bread and minced meat; 4 p.m., brown bread and milk food; 8 p.m., brown bread and minced meat.

When the puppies are about nine weeks old (earlier if there are signs of the presence of worms) they must be dosed with "Ruby" or some other worm medicine suitable for their age.

The amount of food given at each meal should be gradually augmented, and at ten weeks a small amount of cod liver oil (of the special quality made for dogs) should be given once a day—the quantity of the latter may be gradually increased, but the puppies should be watched to see that they are not being given more than they can properly digest.

# THE ART OF DOG TRAINING

## PHYSICAL DEVELOPMENT OF THE PUPPIES

At the age of four months the number of meals may be reduced to three a day, and at nine months the puppy should be satisfied with two. But during the entire *growing* period of a dog's life, the food should be of a very nourishing character, so that the health and development of the puppy should be satisfactory. The dog is carnivorous by nature, and therefore a large proportion of a puppy's food should consist of meat.

But you do not want your puppies merely to grow into healthy lumps, you must consider how you can encourage their all-round physical development.

In the case of the small dog, symmetry and agility are desirable, and in most breeds (particularly working dogs), lung and heart power, muscular perfection, and hard feet are essential.

To cultivate these qualities, fresh air, sun and exercise are necessary. The simplest method to ensure these benefits is to keep the puppy (if two, or more, can be run together, matters are simplified, as they will exercise each other by continual play) in a grass enclosure during warm and dry weather—but care must be taken to prevent

## BREEDING

puppies being allowed to lie out on grass on wet days.

Continual exercise on turf should help the puppy to grow well up on its legs, and also encourage the formation of compact cat feet—in my experience, the long-nailed, hare-footed animal is more liable to lameness. But, on the other hand, you will require, later on, some rougher hard ground to stimulate the development of firm thick pads; therefore the puppy, after it is about four months old, should have regular exercise on a road or similar surface—and these walks may offer an opportunity to the owner to train his charge in some of the early lessons recommended, such as “walking to heel”, etc.

## TELEGONY

Although it is probable that the average owner of a bitch may not bother about many of the somewhat abstruse scientific details of breeding, many owners may believe that if their bitch has been served “illegitimately” by a mongrel dog, such service may have an unfortunate influence on the “legitimate” puppies in a subsequent litter from the previously misallianced bitch. Therefore it is interesting to consider carefully

## THE ART OF DOG TRAINING

the evidence and opinions of the various biologists who have concerned themselves with this question of previous infection.

Professor Darwin was apparently somewhat doubtful on the possibility of telegony, and thought that it might be a "very occasional phenomenon".

Herbert Spencer was a firm believer in the *indirect* infection of the germ; but Romanes came to the conclusion that "the phenomenon is of much less frequent occurrence than is generally supposed". "Indeed it is so rare that I doubt whether it takes place in more than one or two per cent. of cases."

Agassiz was another firm believer in telegony; but Weismann doubted the probability of previous infection and wrote: "I incline to Settegast's view, *that there is no such thing as an infection of this kind*, and that all the instances which have been recorded are based upon a misconception".

But to the breeder who wishes to consider in detail the pros and cons of the subject, the experiments conducted by Professor Ewart will offer most interesting reading. Although many of the results would suggest to the lay mind strong

## BREEDING

proof of the probability of telegony, Professor Ewart expresses the belief (and gives convincing reasons) that they were due to reversion. But he admits that "it is conceivable that the previous sire, though not responsible for visible *structural* changes in the subsequent offspring to other sires, may profoundly influence the constitution".

A belief in the possibilities of telegony is prevalent among many breeders of greyhounds; but they qualify their support of the theory by stating that for an illegitimate service to have any effect on a subsequent litter, the sire and dam (in the illegitimate mating) must be very well known to each other (this suggests *mental* influence) and that the service must have taken place either during the early part, or in the middle, of the period of the bitch's heat!

What conclusion can the humble unscientific dog breeder come to, as the result of this contradictory evidence? I think, at any rate, he can be satisfied that although his pedigree bitch has been astray with a mongrel dog, he need not have very serious apprehensions of any "structural" effect on her next litter; for the chance of the subsequent breeding being influenced by the

## THE ART OF DOG TRAINING

service of the previous sire is so very unlikely (even if we accept the view of the supporters of telegony) that he can ignore the 1,000 to 1 risk.

## CHAPTER IX

### MINOR AILMENTS

Indigestion — Serious Illness — Eczema — Ear Trouble — Rheumatism  
— Worms — Hysteria — Convulsions in Puppies — Teeth — Nails  
— Lice — Distemper.

“ There sprung a leak in Noah’s Ark  
Which made the dog begin to bark;  
Noah took his nose to stop the hole  
And hence his nose is always cold.”

*“Notes and Queries”*

THE wise dog owner, unless he has had considerable experience of canine ailments, should not attempt to diagnose and cure serious illness by the help of a medical treatise. Not only is such an undertaking likely to fail, but considerable anxiety and worry—often quite unnecessary—may be caused to a fond owner who attempts to carry the responsibility on his own shoulders. In the same way that the ordinary man, who reads a book on diseases, may imagine he feels



## THE ART OF DOG TRAINING

symptoms of many, the perusal of a canine medical directory may persuade the reader that the symptoms of his dog indicate the possibility of at least half-a-dozen fatal illnesses—when, as a matter of fact, the animal may only be suffering from an acute stomach ache!

Therefore, when the owner of a dog is convinced that his animal is seriously ill, the advice of a *reliable* veterinary surgeon should be sought as soon as possible—the dog being kept quiet and warm in the meantime.

But, on the other hand, there are certain *minor* ailments which even the novice can easily recognize and cure, and I therefore give details to assist an owner in his diagnosis and treatment of these.

### INDIGESTION

A dog soon gives obvious signs when it is not quite well; disinclination to take food, dislike of exercise and diarrhoea may be the sign of slight stomach trouble—and a dose of castor oil (two teaspoons for dog of terrier size and one tablespoon for a retriever) and sparse light food will probably effect an early cure. But look out carefully for signs of worms, and after the dog is

## MINOR AILMENTS

quite recovered from its attack of diarrhoea, give a dose to banish these parasites if they are suspected to be present. If worms have been banished (or if it is certain that the dog is not suffering from them) and the diarrhoea recurs at intervals, the animal is probably suffering from indigestion caused by unsuitable food. The remedy is obviously to change the food, as it is probable that the dog is unable properly to digest some particular part of its meal. This can be discovered by omitting likely ingredients in turn, to see if the omission has satisfactory results.

Sometimes indigestion is caused by food being impure or contaminated—and this may happen in most unexpected ways. As an example I quote an experience of my own. I noticed periodical attacks of scouring amongst most of the dogs in my kennel and, as they were being fed almost entirely on meat and stale brown bread, I could not imagine the cause. I made a regular inspection of the meat supplied, and found it excellent in every way. And then one day I noticed some blue mould in a loaf of bread; careful investigation led to an important discovery, as I noticed a portion of the wall—adjoining a shelf on which the bread was kept—was

## THE ART OF DOG TRAINING

damp and blue with mould; the bread, where it touched the wall, became contaminated by the mould, and thus became unwholesome. Subsequently, when the wall had been treated, and the bread kept in tins, the outbreaks of diarrhoea ceased.

In the case of the house dog, these attacks of indigestion may be the result of an animal (otherwise properly fed) paying visits to a rubbish heap or a dustbin, and extracting therefrom tit-bits succulent, but unwholesome.

### SERIOUS ILLNESS

If the patient seems to derive no benefit from the dose of castor oil, but begins to show additional symptoms of more serious illness—such as a staring coat, hot head, dry nose, dull eyes, discharge from nose and vomiting—send for the vet. as soon as possible.

Of course the owner of a large “kennel” should always have a clinical thermometer handy, and by taking the temperature of an ailing dog, be able to assist his own diagnosis of the illness; but I am writing here chiefly for the benefit of the more modest dog owner.

Although the veterinary surgeon may be able

## MINOR AILMENTS

to diagnose and prescribe for the illness of the dog, the recovery depends to a large extent on competent nursing, and it is therefore important that the directions of the veterinary surgeon should be carefully carried out.

When nursing a sick dog it may sometimes be found difficult to make the animal empty itself indoors—as the idea of cleanliness in the house has become habitual—and yet the invalid may be too ill to go out of doors. When this difficulty arises, the production of previously soiled straw (for which another dog is responsible) will usually have the desired effect.

### ECZEMA

Eczema, which often appears first above the tail, on the back, and on the flaps of the ears, is an irritation which is very prevalent in the house dog—particularly in certain breeds—and every owner should be prepared to treat this ailment. This inflammation of the skin usually appears in the spring or summer, and may be the result of worm infestation, improper feeding or poorness of blood.

A dose for worms will often act as a cure; but should this fail to have the desired effect. a

## THE ART OF DOG TRAINING

change of food may be more effective. Often eczema is the result of over-feeding—particularly when a dog which has been given plenty of exercise in the winter is suddenly reduced in the spring to an occasional outing—and a diminution in the amount of food, by omitting the starchy components, but retaining the meat, will assist to cure the animal.

Sometimes eczema is caused as a result of a dog being washed with strong (so-called) anti-septic soap, and occasionally may be the consequence of the irritation and scratching originated through fleas.

Increased exercise, alteration of diet and an external dressing will often effect a cure—as a simple external dressing I recommend flowers of sulphur and good olive oil, mixed to the consistency of thick cream, to be applied to all the inflamed parts.

But often the actual blood of the dog is affected and becomes weak, so that a tonic of some sort is required. For this purpose I always make use of the following prescription:—

For dogs of fox terrier or cocker spaniel size:—

10 grains of reduced iron.

1 drachm of sulphate magnesia.

## MINOR AILMENTS

Divide into twelve powders and give one each day on food.

For dogs of springer spaniel size:—

14 grains of reduced iron.

1½ drachms of sulphate magnesia.

Divide into twelve powders and give one each day on food.

For dogs of retriever size:—

18 grains of reduced iron.

2 drachms of sulphate magnesia.

Divide into twelve powders and give one each day on food.

For other sized dogs, the amount of each ingredient must be reduced or increased in proportion. This is a very simple remedy but, in my experience, usually efficacious.

If the supposed eczema does not yield to treatment, expert advice should be sought; as there is always a possibility that the trouble is not caused by simple eczema but is due to the more serious mange parasite; and this is a far more troublesome ailment to banish.

## EAR TROUBLE

Canker is another disease which most owners of dogs must expect to come across in the course of their experience.

## THE ART OF DOG TRAINING

If you notice your dog constantly carrying its head on one side and shaking it, or if the animal starts scratching its ear or rubbing it along the ground, you must immediately make an examination for signs of incipient canker; as, if this disease is treated in the earliest stages, it can be easily cured—but, if neglected, may develop into a serious chronic condition. Of course, the trouble may only be some temporary irritation—caused, for instance, by a flea which has wandered into the ear hole—and a careful examination should discover and remove such a cause. But if the inflammation continues for no apparent reason, then canker must be suspected.

Canker is an inflammation of the ear and is usually accompanied by a brown discharge. The simplest treatment is to make a lotion of a teaspoonful of *pure* methylated spirit mixed with a tea-cup of warm water; take a fairly large screw, and file the point and edges so that they are blunt; twist clean cotton wool round this and dip it into the lotion; thoroughly clean out the interior of the dog's ear by continually changing the wool and dipping into the lotion—the wool-covered screw end may be pushed right into the entrance of the canal of the ear, but the whole operation should be done very gently; when the

ear seems quite clean, thoroughly dry it by using *dry* wool in the same manner; and to finish the operation, dust boracic powder well into the ear.

But prevention is better than cure, and if this simple cleaning is done regularly twice a year, as a matter of course, it is probable that no signs of canker will ever appear.

#### EYE TROUBLE

The eyes of a dog should be kept in a healthy condition, and if they continually show discharge must not be neglected. The discharge is often caused by draughty kennels, or, when the dog sleeps in the house, because it lies near a draught under the door, and this must be remedied. The eyes should be bathed with "Ponds Extract", diluted to the correct amount with warm water.

Dogs which live in the country—especially shooting dogs—will often collect small seeds in their eyes, and a careful search and removal should be made if a dog is noticed to rub an eye after it has been out in long grass, etc., when the latter is seeding. The removal should be done gently with a piece of *clean* material, and the eye may then be bathed.

Eye trouble (and particularly bare patches above the eye) is often caused by worm infestation, and a dose should be given.



# THE ART OF DOG TRAINING

## RHEUMATISM

Rheumatism may sometimes be cured by removing the cause of it; thus a dog which continually lies in a damp corner outside the house, or on the cold cement in a kennel run, may be trained to lie on a dryer, warm spot, or on a wooden batten placed on top of the cement—and in this way the rheumatic tendency may be checked.

Similarly, a dog which lives in a kennel which is exposed to all the bitter north-east winds, may have attacks of rheumatism; and a pet which is often washed and not properly dried may be subject to this disease. But often no obvious cause of rheumatism is apparent; the disease may affect almost any part of the dog, but the shoulders, loins and joints of the legs are the more usual seats of the trouble.

To treat a bad attack of rheumatism, commence with a good purge, and subsequently get a veterinary surgeon to prescribe a suitable course of medicine. The dog should be kept dry, warm and quiet; the food should be light, and the amount of meat reduced.

Sometimes a bitch, which has become very low in condition when rearing a large litter of puppies,

## MINOR AILMENTS

develops bad rheumatism; and when such is the case the puppies must be weaned as soon as possible so that the bitch can be made fit again.

### WORMS

There are very few dogs (even house dogs kept and fed in ideal conditions) which do not, at some period of life, become infested with worms.

During puppyhood, it is usually the round worm which is in evidence, and to expel this parasite, one of the well-known mixtures of "Santonine"—such as "Ruby Mixture" or other famous preparations—should be used. The usual symptoms in puppies of the presence of worms are: distension of stomach after feeding, staring coat, irregular action of bowels with frequent diarrhœa, and vomiting—when some of the actual worms may be ejected. But even if there are no obvious symptoms, it is a good plan to dose all puppies for round worms when they are about ten weeks' old, as healthy and well-fed puppies may be full of round worms and yet show no symptoms of the presence of such parasites—but should a puppy, which is infested with worms, develop distemper or other serious illness, the additional affliction and strain caused by

## THE ART OF DOG TRAINING

worms may retard or endanger the recovery of the puppy.

It is usually the tapeworm which infests older dogs, and the symptoms are: depraved appetite, staring coat, diarrhœa, eczema and poor condition—accompanied sometimes by a husky cough—and external evidence can often be seen in the form of white worm segments which adhere to the dog's back parts.

There are several well-known preparations which may be used for the purpose of banishing the parasites; but, *for the fully grown dog*, freshly ground areca nut is a simple and efficient remedy. The dose for a terrier size is one teaspoonful; for a springer spaniel two teaspoons, for a retriever three teaspoons, and other sized dogs proportionately—but individual dogs vary in their susceptibility to this vermifuge, and it may be necessary to increase the amount recommended according to the effect on a particular animal.

The dog should be prevented from taking *any food* whatever for the twenty-four hours previous to the dose being given. The areca nut must be freshly ground, and may be administered in a little milk or butter; and the dog must be watched for about half an hour after being

## MINOR AILMENTS

dosed to prevent it from vomiting up the medicine—if the animal is seen to lower its head and make attempts to be sick, the head should be raised and held in an upright position until the inclination to vomit has passed.

An hour after the swallowing of the areca nut, a dose of castor oil (from one to three teaspoons) should be given; and three hours later the dog may be given a small easily digestible meal, and then taken for a walk.

### HYSTERIA

Canine hysteria is a most distressing disease, and, being of comparatively recent introduction to this country, is very little understood. Some authorities suspect hysteria to be a mild form of a disease to which the foxes of Canada are subject, and suggest that it was originally introduced to this country by imported foxes—but this has not been definitely proved.

The symptoms are: sudden dementia, in which the dog will scream and run round and round; the animal's sight is affected and it may blunder into objects; the afflicted dog fails to recognize its owner, and may gallop off and be lost. True canine hysteria seems to be contagious, but there is an imitation form which is merely sympathetic

## THE ART OF DOG TRAINING

(similar to the consequence of one person fainting in a crowd, when several onlookers may immediately follow suit), but this form has no recurrence.

Immediately any signs of an impending attack are apparent when the dog is out for exercise, it should be seized and pressed gently, but firmly, down to the ground, and kept there until the attack has passed—massaging the stomach seems to have a soothing effect. For subsequent treatment keep the patient quiet, on light food, and in a darkened room for a day or two; afterwards change the food to which the dog has been accustomed, and give a large proportion of meat for the meal. When the patient seems quite fit again, give a dose for worms.

### CONVULSIONS IN PUPPIES

But there is a tendency nowadays to label all fits as hysteria; and convulsions, to which puppies are subject at the time of their second teething, must not be confused with this new disease.

The puppy, when seized with teething convulsions, will foam at the mouth, tear wildly round and then fall down exhausted. If a puppy has an attack when out for exercise, the owner

## MINOR AILMENTS

should be careful how he picks the animal up, as it may attempt to bite him—though such a bite would not be very serious. Subsequently, the food should be light, and the patient must be kept quiet for a few days.

Sometimes worm infestation will cause a puppy to have convulsions; and if these are suspected, a dose of medicine for *round* worms (such as “Ruby” mixture) should be given as soon as the puppy has quite recovered from the effects of the attack.

### TEETH

The purchaser of a puppy which is about four months old, should examine the mouth to see if all the milk teeth have been shed successfully. Sometimes these teeth are not cast naturally when the permanent teeth grow up, so that the former remain alongside the latter and thus form a cavity in which food collects and ferments—with consequent harm to teeth, gums and general health.

If, therefore, an examination reveals such a state of affairs, the milk teeth should be removed—when the puppy is young—one of these laggard teeth may be worked out fairly easily with the fingers, but in time it may become so firmly fixed by the wedging of a permanent tooth, that a pair of forceps is necessary to make the removal.

## THE ART OF DOG TRAINING

Pet dogs which are fed mainly on soft food, often collect quantities of tartar on their teeth; and this should be removed periodically by scraping with a special scraper which can be obtained from one of the well-known makers of canine appliances. If tartar is allowed to remain on the teeth, the gums recede and form cavities in which food collects and putrefies—which in course of time causes disease of the gums and other troubles.

If large crusts of brown bread are given to a dog for its morning meal, you will usually find that the gnawing and mastication required will act as a deterrent to such tartar collection—the continual friction of the teeth, as they bite into the crust, works the tartar off.

### NAILS

Many house dogs, particularly those which live in the country and are nearly always exercised over the fields—with very little road work—do not have the opportunity to wear down their nails by friction on a hard surface; and if the excessive growth of nails is not checked, they may split or cause the dog to become hare-footed. Therefore, in such case, the nails should be cut periodically

## MINOR AILMENTS

with a pair of *very sharp* scissors; only a very thin paring should be taken off at a time.

### LICE

Sometimes the purchaser of a puppy (particularly one of a long-haired breed) may find, on examination, that his acquisition is troubled with lice, and it is essential that these parasites should be banished if the puppy is to develop into a strong, healthy dog—a puppy which is badly afflicted with lice will never thrive and, sometimes, serious illness will result from the irritation and loss of blood caused by them.

For the benefit of the inexperienced, lice are grey in colour and are usually found behind the ears—and a puppy which is afflicted will be noticed to scratch there continually—but they may be discovered also on other parts of the body.

If the weather is warm, the puppy can be washed in warm water with a mild antiseptic soap; and the washing should be repeated two or three times at an interval of four days, as the nits may not be destroyed by the first washing and will hatch in due course.

But in cold weather, or if the washing is not desirable for some other reason, more arduous



## THE ART OF DOG TRAINING

attention is necessary; and the puppy, after being dusted with a good insect powder, must be carefully searched with a fine tooth comb; any patches of nits can be destroyed by rubbing with vinegar; the combing may have to be repeated continually until all the lice are banished.

### DISTEMPER

I do not consider the average dog owner to be competent to treat distemper without expert diagnosis and prescription; but it is most important that an owner should be able to recognize the symptoms of the early stages in an attack of distemper, so that he can summon the assistance of a veterinary surgeon as soon as possible.

Loss of appetite and signs of fever, accompanied by vomiting—but often without any food being actually ejected—are usually the earliest symptoms; the dog is dull with a tendency to diarrhoea, and in due course there is a discharge from the eyes, followed later by a discharge from the nose.

If these symptoms appear and continue, keep the dog quiet and warm until veterinary aid can be obtained.

## MINOR AILMENTS

If several dogs are kept, it is wise to isolate the sick animal at the first sign of illness to prevent, if possible, the others being infected.

