

A HANDBOOK  
FOR  
CEMENT WORKS CHEMISTS

BY  
FRANK B. GATEHOUSE, F.C.S.

ASSOCIATE OF THE MERCHANT VENTURERS' TECHNICAL COLLEGE, BRISTOL  
FORMERLY CHEMIST AT J. AND B. WHITE, BROS. (A.P.C.M. LTD.),  
SWANSCOMBE, KENT; RESEARCH CHEMIST TO H. W.  
ANDERSON, ESQ., C.E.; CHEMIST AT THE NEW  
DARTFORD CEMENT WORKS


*WITH ILLUSTRATIONS*



LONDON  
CHARLES GRIFFIN AND COMPANY, LIMITED  
EXETER STREET, STRAND

1908

[All rights reserved]



130288  
JUN 16 1909

SNG

1522

THE Author wishes to acknowledge his indebtedness to Messrs. H. W. Anderson, C.E., H. K. G. Bamber, F.C.S., J. W. Gatehouse, F.I.C., H. H. Slater, F.I.C., J. T. Stiff, the authors of the volumes consulted, and others who have materially assisted him during the preparation of this handbook.

KINGSTON-ON-THAMES,  
1908.



# CONTENTS

## CHAPTER I

### INTRODUCTION

Prologue—Equivalent Solutions—Chemicals and Apparatus required—  
Books consulted . . . . . pp. 1-4

## CHAPTER II

### ANALYSIS OF RAW MATERIALS

Sampling: Chalk or Limestone; Moisture; Loss on Ignition; Silica and Insoluble; Alumina and Iron Oxide; Lime; Volumetric Determination of CaO; Lime as CaSO<sub>4</sub>; Magnesia; Sulphates; Accurate Estimation of Carbon Dioxide; Rapid Estimation of CO<sub>2</sub>—Marls, Gault Clay, Calcareous Shales—Clay—Estimation of Iron by Means of Standard Permanganate and Standard Bichromate—Loss on Ignition—Total Sulphur—Sulphur Present as Sulphate—Alkalies—Separation of Soda and Potash—Soluble Chloride—Shales, Sandstones, and Slates—Natural Cement Rock—Slags—Phosphorus and Sulphur . . . . . pp. 5-37

## CHAPTER III

### CALCULATION OF PROPORTION OF RAW MATERIALS

Limestones—Clay, Shales, &c.—Slurry: Moisture; Fineness; Estimation of CaCO<sub>3</sub>; Preparation of a Standard Dry Slurry or Raw Meal; Slater's Calcimeter; Bamber's Calcimeter; To Calculate Percentage of CaCO<sub>3</sub>; Estimation of CaCO<sub>3</sub>; Loss on Ignition; Calculated CaCO<sub>3</sub>—Control and Alteration of the Raw Mixture . . . . . pp. 38-55

## CHAPTER IV

### ANALYSIS OF FUEL, LUBRICANTS, WATER, AND KILN GASES

Coal: Moisture; Ash; Volatile Matter; Fixed Carbon; Coke; Sulphur; Analysis of Ash—Analysis of Coke—Calorific Power of Fuel—Fineness—

Lubricants : Loss or Gain in Weight ; Specific Gravity ; Viscosity ; Flash Point ; Free Mineral Acids ; Free Fatty Acid ; Separation of Fatty and Mineral Oils—Water Analysis : Collection of Samples ; Colour, Odour, Reaction ; Sediment and Suspended Matter ; Total Solids ; Chlorine as Chlorides ; Hardness, Temporary and Permanent ; Contamination : Standard Ammonium Chloride, Nessler's Reagent, Alkaline Permanganate, Estimation of Free Ammonia, Albuminoid Ammonia ; Estimation of Oxygen required to Oxidise Organic Matter ; Estimation of Nitrates + Nitrites ; Poisonous Metals ; Water Softening—Gas Analysis : Collection of Samples ; Analysis of Gases in the Hempel Apparatus ; Filling the Burette ; Estimation of Carbon Dioxide, Oxygen, Carbon Monoxide, Nitrogen, Combustible Gases ; Analysis with the Orsat Apparatus ; Condition of Combustion in a Rotary Kiln . pp. 56-90

## CHAPTER V

## CEMENT ANALYSIS

Accurate Methods—Alumina and Ferric Oxide—Lime—Magnesia—Alkalies—Ordinary Method of Analysis for Technical Purposes—Insoluble Residue—Sulphuric Anhydride—Sulphur as Sulphide—Loss on Ignition—Carbon Dioxide—Rapid Method for Estimation of Lime in a Cement—Analysis of Gypsum, Plaster, Keene's Cement, &c.—Estimation of Caustic Lime (CaO) in Burnt Lime, &c. . pp. 91-103

## APPENDIX

Examples of Calculations occurring during Analysis—Directions for Making up Solutions—Tables—Typical Analyses—Useful Data for Testing Room . . . . . pp. 107-135

INDICES . . . . . pp. 137-142

## CHAPTER I

### INTRODUCTION

As indicated by its title, this book is intended primarily for Cement Works Chemists, although it is hoped that it may be found of use in other laboratories. It has been the aim of the compiler, in order to keep the book within reasonable limits, to include only essential details of manipulation where this was possible without ambiguity. Each separate process will be found in a numbered paragraph, and a method once described is indicated in the text by that number when it has again to be carried out. An epitome of most of the processes will be found at the foot of the fuller description. In this way the book may be of use as a guide to younger and less experienced chemists, often found on cement works, as well as for reference purposes by the experienced.

For the sake of uniformity the strengths and volumes of the solutions employed are stated according to Reddrop's system as described and followed by Phillips in his *Engineering Chemistry*.

A table will be found in the Appendix giving instructions for making all the necessary reagents

and their strength in terms of E, this being the symbol used to denote the equivalent or equivalents of the reagent by weight, in grams per litre. These reagents need not be made with the same degree of accuracy as those employed in volumetric analysis. For fuller particulars reference should be made to the work mentioned.

The following is a list of chemicals and apparatus required for the processes described in this handbook :

#### CHEMICALS REQUIRED.

Pure hydrochloric acid.	Soda lime.
Commercial „	Potassium bichromate.
Pure nitric acid.	„ chromate.
„ sulphuric acid.	„ ferricyanide.
„ acetic acid.	„ ferrocyanide.
„ hydrofluoric acid.	„ nitrate (powder).
Oleic acid.	„ permanganate.
Oxalic acid.	„ carbonate.
Pyrogallol.	„ hydrate.
Pure ammonium hydrate (.880).	„ bisulphate.
„ „ oxalate.	„ chlorate.
„ „ thiocyanate.	Ferrous ammonium sulphate.
Ammonium carbonate.	Magnesium chloride.
„ chloride.	„ oxide.
„ molybdate.	Manganese carbonate.
Sodium carbonate (anhydrous).	Copper sulphate.
„ „ (crystals).	„ oxide.
„ bicarbonate.	„ turnings.
„ hydrogen phosphate.	Silver nitrate.
„ thiosulphate.	Ferrous sulphide.
„ hydrate.	Piano wire.
„ acetate.	Pumice stone.
„ sulphite.	Indigo.



## INTRODUCTION

3

### CHEMICALS REQUIRED (*continued*).

Mercuric chloride.	Lead nitrate.
Bromine.	Pure zinc.
Distilled water.	Litmus.
Cotton wool.	Methyl orange.
Calcium chloride.	Phenolphthalein.
,, carbonate.	Alcohol.
Iceland spar.	Ether.
Barium chloride.	Paraffin.
Platinum chloride.	Petroleum ether.

### APPARATUS REQUIRED.

Abel's flash point apparatus.	Desiccator.
Absorption apparatus.	Drying tubes.
Accurate balance and weights.	Erlenmeyer flasks.
Agate pestle and mortar.	Evaporating basins.
Air oven.	File.
Argand burners.	Filter paper (Schleicher and Schull).
Barometer.	Flasks.
Battery.	Funnels.
Beakers.	Gas analysis apparatus.
Bellows.	Retort stands.
Blowpipe.	Glass tubing and rod.
Bottles.	Graduated flasks.
Bunsen burners .	Grease pencil.
Burette holders.	Hot plate.
Burettes.	India-rubber tubing.
Calimeters.	Iron pestle and mortar.
Calorimeter.	Measuring tubes.
Clips.	Microscope.
Clock glasses.	Muffle furnace.
Condensers.	Nitrometer.
Cork borer.	Phillips beakers
Corks.	Pipe-clay triangles
Crucibles.	

APPARATUS REQUIRED (*continued*).

Pipettes.	Spatulas.
Platinum crucible and capsule.	Spotting tile.
Reagent bottles.	Thermometers.
Retorts.	Test-tubes.
Rough balance.	Viscosimeter.
Rubber bungs.	Ware pestle and mortar.
Sample jars.	Wash bottles.
Sieves.	Watch-glasses.
Specific gravity bottles.	Weighing bottles.

The following works have been consulted in compilation of this book, and are recommended for reference purposes :

AUTHORS.	BOOK.
Phillips.	<i>Engineering Chemistry.</i>
Stanger and Blount.	Reprint from <i>J.S.C.I.</i> on Cement Analysis.
Clowes and Coleman.	<i>Quantitative Analysis.</i>
C. and J. J. Beringer.	<i>A Text Book on Assaying.</i>
Dennis.	<i>Hempel's Gas Analysis.</i>
Kenwood.	<i>Public Health Laboratory Work.</i>
Bayley.	<i>Chemist's Pocket Book.</i>
Meade. (U.S.A.)	<i>Portland Cement.</i>
Eckel.        "	<i>Limes, Plasters, and Cements.</i>
Taylor.       "	<i>Cement Testing.</i>
Orton.        "	<i>Hydraulic Cements</i> (Ohio Survey, vol. iii.).

## CHAPTER II

### ANALYSIS OF RAW MATERIALS

**Sampling.**—When sampling a new supply, or possible source, of raw materials, great care must be taken to obtain an accurate average sample.

When possible the sampling should be supervised by the chemist or other competent person. The plan to be followed necessarily varies with the situation and material, and must be left to the discretion of those on the spot. If possible, samples should be taken at different depths as well as in different places on the surface of a deposit. Each sample should be carefully numbered and labelled for reference purposes. Distinct geological layers should be specially sampled and separately analysed.

All the samples should be examined separately, and an average sample of the lot should also be made and analysed. In the case of large samples of fairly dry materials, such as limestone, the material should be reduced to a convenient size, thoroughly mixed, made into a heap, and sampled by “quartering”; that is, the heap is divided into four equal parts diagonally, and an equal amount taken from each part; if necessary, this may be repeated until

a convenient weight or bulk is obtained. In the case of wet clays, etc., greater difficulty will be experienced, and these are more readily sampled after being allowed to partially dry. If the percentage of moisture in sample is required, however, this should be done approximately on as large a sample as possible, as well as more accurately in smaller quantities as described later.

(1) **Chalk or Limestone.**—If sufficiently dry, break up the sample in a clean iron mortar, and, by quartering, obtain a portion for examination weighing about 300 grams. Store the remainder in a numbered and labelled jar or large bottle for reference purposes. Grind the smaller portion by hand or in a clean sample mill to all passes through the 90-mesh sieve, and place in a clean, dry, stoppered bottle for analysis (A).

(2) **Moisture.**—If very wet and difficult to reduce to powder, weigh up on a “decimal” or other balance as large a quantity as possible, say 5000 grams, of the roughly crushed sample. Place in a large tin dish or tray and dry over the hot plate, taking care that the temperature does not rise above 110° to 120° C. When apparently quite dry allow to nearly cool, and weigh.

Loss in weight = approximate moisture.

Repeat if necessary, calculate to percentage.

As a rule a very approximate estimation of the moisture only is necessary. Treat the dry sample as in (1).

(3) If fairly dry and readily powdered, an accurate estimation of moisture may be made as follows.

Weigh out accurately into a flat porcelain weighed dish or capsule 5 grams of the sample (A) and place in a steam or hot air oven at a temperature of 100° to 105° C. for one hour. Remove from oven and place in a desiccator; when quite cool weigh rapidly; note weight. Generally one hour's drying is sufficient, but the result should be checked by replacing in the oven for another twenty minutes, cooling and weighing as before.

Loss in weight  $\times 20$  = percentage of moisture at 100° C.

Place the dried materials in a clean, dry, stoppered weighing tube, and use for analysis.

*Epitome.*

Break up sample roughly.

“Quarter” to about 300 grams.

“Approximate moisture” on hot plate.

Accurate moisture in oven at 105° C.

Reserve large sample for reference, dried material for analysis.

(4) **Loss on Ignition.**—Into a weighed platinum capsule or crucible weigh out 0.5 gram of the dry material and place in a gas muffle at a bright red heat for twenty minutes. It is sometimes necessary to cover the capsule with a crucible lid during the first five minutes of heating to avoid loss by “spurt-ing.” At the end of the twenty minutes remove

from muffle and allow to cool in a desiccator; weigh.

Loss in weight  $\times 200 =$  loss on ignition (or  $\text{CO}_2 + \text{H}_2\text{O}$  and organic matter).

Reserve residue for analysis.

*Epitome.*

0.5 gram in muffle for twenty minutes.

Cool in desiccator and weigh.

(5) **Silica and Insoluble.**—Brush the ignited residue from (4) into a 6- or 7-inch evaporating dish, flat form. Cautiously add about 15 c.c. of distilled water, rotate to prevent formation of lumps, and add 25 c.c. of 10E HCl; wash out the platinum dish with a little acid into the big dish, and place latter on the cooler part of a hot plate or on a water bath.

Evaporate very carefully to dryness to avoid spurting, and then cover with a clock glass and remove to the hottest part of plate and allow to bake for one hour. Remove from hot plate, allow to cool for five minutes and add 25 c.c. of 10E HCl and warm very gently until the residue is free from colour due to iron compounds. Wash down clock glass and interior of dish with boiling water from a wash bottle. Filter through a 9- or 12-cm. black band paper into a 30-oz. Phillips beaker, retaining as much as possible of the residue in the dish; wash by decantation thus three times at least, and then wash residue into the filter, clean out the dish by

means of a rubber-tipped glass rod, and finally with the tip of the finger, until every trace of residue is contained in the filter paper.

When filtrate has run through, place the funnel and contents, which, as well as all other apparatus used, should be distinguished by a number or mark, in a drying cone on the hot plate or oven to dry. Carefully transfer paper and contents to a weighed and marked porcelain crucible, burn off paper over a burner or in the mouth of the muffle furnace, then ignite in muffle for one hour. Cool in desiccator and weigh.

It is convenient to retain all ppts. obtained during analysis for ignition together later.

Weight - weight of crucible = insoluble + filter ash.

Insoluble - filter ash  $\times$  200 = per cent. silica + insoluble.

*Epitome.*

To residue from (4) add 25 c.c. 10E HCl and evaporate to dryness.

Take up with 25 c.c. HCl. Filter, wash, weigh.

Reserve filtrate for (7).

(6) It is not generally necessary to separately estimate the soluble and insoluble  $\text{SiO}_2$ , but this may be done on another portion of the original material as follows. Weigh out 0.5 gram into a 5-inch evaporating dish, add water as before, and cautiously add 25 c.c. 10E HCl, covering the dish as much as possible with a clock glass to prevent

loss. Warm on a hot plate until all soluble matter is in solution, then filter this through 9-cm. black band paper and wash by decantation, retaining the residue in the dish. The filtrate is used for  $\text{SO}_3$  estimation (13).

Invert the funnel over the dish and wash out any trace of residue in the paper. Add 10 c.c. 3E  $\text{Na}_2\text{CO}_3$  solution and boil for ten to fifteen minutes, filter rapidly through the paper previously used and wash with boiling water until free from alkali or until a drop of filtrate evaporated on a watch-glass leaves no residue. Dry, ignite, and weigh.

Weight - ash  $\times 200 =$  per cent. insoluble residue.

It may be necessary to estimate  $\text{R}_2\text{O}_3$  in the insoluble residue by "fusion."

*Epitome.*

0.5 gram treated with 25 c.c. HCl warm.

Filter by decantation, wash.

Boil residue with 10 c.c. sodium carbonate solution.

Filter, wash, dry, weigh.

(7) **Alumina and Iron Oxide.**—The filtrate from (5) is returned to the dish and warmed until nearly boiling upon the hot plate or over an argand burner. When nearly boiling add a drop or two of bromine water; continue to warm, but do not boil, and add carefully 10E  $\text{NH}_4\text{OH}$  until a ppt. forms; stir with glass rod and add slight excess. Allow to remain on hot plate until nearly free from odour



of ammonia, or about fifteen minutes. Filter through a 15-cm. black band paper rapidly and wash with boiling water, churning up the ppt. on the filter paper with the water jet, until a drop of the filtrate gives no indication of the presence of chloride when tested with  $\frac{E}{5}$  AgNO<sub>3</sub> solution. Dry and ignite in muffle one hour, cool in desiccator, and weigh.

Weight of ppt.  $\times$  by 200 = percent. of Al<sub>2</sub>O<sub>3</sub> + Fe<sub>2</sub>O<sub>3</sub>.  
The amount of Al<sub>2</sub>O<sub>3</sub> + Fe<sub>2</sub>O<sub>3</sub> in a limestone is generally so small as to render separation unnecessary.

*Epitome.*

Filtrate from (5); nearly boil.

Oxidise with bromine water and ppt. with ammonia.

Warm for fifteen minutes, filter, wash, ignite, weigh.

(8) **Lime.**—The filtrate from (7) is brought nearly to boiling-point in a large (40-oz.) Phillips beaker. Add a few c.c. of 5E NH<sub>4</sub>OH and boil; whilst boiling, add 50 c.c. of boiling  $\frac{3E}{5}$  Am. oxalate solution, place a watch-glass over beaker and allow to steadily boil for five minutes. Remove from the direct heat and allow to settle, if possible in a warm place, for one hour or longer.

Filter through a Swedish or white band 15-cm. paper into a large bottle or beaker, wash the ppt., first by decantation with warm but not boiling

water; then wash ppt. into the filter paper, removing any traces adhering to sides of the beaker by means of a rubber-tipped glass rod.

The lime may be determined volumetrically by means of standard permanganate (9); or gravimetrically, most conveniently as  $\text{CaSO}_4$  (10). The filtrate is used for determination of  $\text{MgO}$  (11).

**(9) Volumetric Determination of  $\text{CaO}$ .**—In order to avoid accumulation of a bulky filtrate for  $\text{MgO}$  determination, continue washing the calcium oxalate ppt. on the paper into another vessel until a drop of the filtrate will not discolour a little distilled water rendered just pink with a trace of permanganate solution acidified with 5E  $\text{H}_2\text{SO}_4$ .

Then carefully remove the paper and its contents from the funnel, open it out over a large ordinary beaker, and wash the ppt. from the paper into the beaker; it is better to complete this operation by using a small wash bottle containing 5E  $\text{H}_2\text{SO}_4$ . Add 15 to 20 c.c. of this acid, make up the contents of beaker with water to about 250 c.c., and bring to boiling point.

Titrate with standard permanganate solution, whose strength is known in terms of  $\text{CaO}$ , until a permanent pink colouration is obtained.

Number of c.c. used  $\times$  factor  $\times$  200 = percentage of  $\text{CaO}$ .

$$\text{Per cent. CaO} \times \frac{1.00}{5.6} = \text{CaCO}_3.$$

**(10) Lime as  $\text{CaSO}_4$ .**—Wash calcium oxalate ppt. until free from chlorides, dry, place in weighed

platinum crucible with a lid, and ignite gently over a bunsen burner to burn off filter paper.

Remove from burner, allow to cool, and add by means of a pipette or glass tube with a fine point, drop by drop, pure strong (36E)  $\text{H}_2\text{SO}_4$ , holding the lid over the crucible whilst so doing, until the whole of the ppt. is moistened with the acid. Heat the uncovered crucible over an argand or bunsen burner with a rose top, using a very small flame, in a draught cupboard until no fumes are evolved. Replace the lid and heat just to redness over a burner for about thirty seconds, cool and weigh as  $\text{CaSO}_4$ .

Weight of  $\text{CaSO}_4 \times \frac{7}{17} (0.4117) \times 200 =$  per cent.  $\text{CaO}$ ; or use table (see *Appendix 24 A*). Calculate to  $\text{CaCO}_3$  as in (9).

*Epitome.*

- (8) Boil filtrate (7); add ammonia + 50 cc. boiling Am. ox.; allow to settle, filter, wash.
- (9) Dissolve in 5E  $\text{H}_2\text{SO}_4 + \text{H}_2\text{O}$ , boil, titrate with standard potassium permanganate.
- (10) Dry, ignite, add sulphuric acid in platinum crucible, drive off sulphuric acid, weigh as  $\text{CaSO}_4$ .

(11) **Magnesia.**—Evaporate the filtrate from (8) nearly to dryness in the large dish; add 30 c.c. 16E  $\text{HNO}_3$  and heat on hot plate in draught cupboard until no more ammoniacal salts are volatilised.

Remove from plate, allow to cool; then add about 5 c.c. of 10E  $\text{HCl}$  and about 20 c.c. of water. Warm and add slight excess of 10E  $\text{NH}_4\text{OH}$ ; filter off

the small ppt. of  $\text{SiO}_2, \text{Al}_2\text{O}_3, \text{Fe}_2\text{O}_3$  through a 5-cm. black band paper and wash. This may generally be ignored as being due to impurities in the reagents and from the vessels used.

To the filtrate, which should not exceed 100 c.c. or so, when cool add at least 10 c.c. of 20E  $\text{NH}_4\text{OH}$ , then 5 c.c. of  $\frac{2\text{E}}{3} \text{Na}_2\text{HPO}_4$  solution. Stir well with a rubber-tipped rod, but avoid touching the sides of the beaker as much as possible, and place in a dish of water or other cool place to settle for twelve hours (over night) if time permits.

When the ppt. has completely settled, filter through a 7- or 9-cm. Swedish or white band filter paper, wash by decantation, using 5E  $\text{NH}_4\text{OH}$ ; then transfer ppt. to the paper, rub out carefully any particles adhering to side of beaker, and wash on the paper until a drop of the filtrate, when acidified with nitric acid gives no ppt. with  $\frac{\text{E}}{5} \text{AgNO}_3$  solution.

It is important that the washing should be complete, but not excessive.

Ignite, best in a platinum crucible, first at a low temperature over a bunsen burner and then at a higher temperature; or in a muffle furnace for twenty minutes. Cool in a desiccator and weigh as  $\text{Mg}_2\text{P}_2\text{O}_7$ .

Weight of  $\text{Mg}_2\text{P}_2\text{O}_7 \times \frac{40}{111}$  or  $(.3619) \times 200 =$  per cent.  $\text{MgO}$ ; or use table (*Appendix 25 A*).

Per cent.  $\text{MgO} \times \frac{84}{40} =$  per cent.  $\text{MgCO}_3$ .

*Epitome.*

Evaporate lime filtrate to dryness.

Add 30 c.c. 16E HNO<sub>3</sub> and drive off ammonium compounds.

Take up with 5 cc. hydrochloric acid, ppt. with 10E NH<sub>4</sub>OH.

Filter, wash, cool. Add 20 c.c. 10E NH<sub>4</sub>OH and 5 cc. sodium phosphate solution, stir.

Allow to settle, filter, wash with 5E NH<sub>4</sub>OH.

Dry, ignite, weigh as Mg<sub>2</sub>P<sub>2</sub>O<sub>7</sub>.

Calculate to MgO or MgCO<sub>3</sub>.

(12) Alkalies are generally estimated by difference, but the method described under Clay (31) or Cement (122) may be adopted if necessary.

(13) **Sulphates.**—Boil the filtrate from (6) and, whilst still boiling, add 10 c.c. of E BaCl<sub>2</sub> solution; after five minutes allow to settle in a warm place for a few hours. Filter through a 7-cm. No. 417A Max Dreverhoff's paper, wash with warm water until free from chloride, dry, ignite, and weigh as BaSO<sub>4</sub>.

Weight of BaSO<sub>4</sub>  $\times \frac{80}{233} \times 200 =$  per cent. of SO<sub>3</sub> (see *Appendix 26 A*).

*Epitome.*

Filtrate from (6). Boil, add 10 c.c. E BaCl<sub>2</sub>.

Allow to settle, filter, wash, ignite, weigh as BaSO<sub>4</sub>.

(14) **Accurate Estimation of Carbon Dioxide.**—One gram of the limestone is decomposed by hydrochloric acid in a flask, the carbon dioxide evolved is absorbed by potassium hydrate solution, after passing over various reagents, and weighed.

The following apparatus must be fitted up. The lettering refers to the illustration. (Fig 1.)

A fairly wide-mouthed flask (*A*) is fitted with a three-holed rubber bung; through one hole is passed a stoppered funnel (*b*); a tube (*a*), containing soda-lime, is passed through one of the other holes; and the remaining one is fitted with a glass tube which is connected to the absorption apparatus. A two-holed bung may be used, in which case the funnel is substituted by a pipette connected at the upper end with the soda-lime tube, a Mohr's clip being placed on the connecting rubber, and this is released when the acid has to enter the flask. The tube leading from the flask is connected by rubber, first with bulbs (*B*) containing strong sulphuric acid; secondly, to a U-tube (*C*), the nearer limb of which is filled with copper sulphate pumice, and the other limb with solid calcium chloride. Connected to this tube are the potash bulbs (*D*), in which the  $\text{CO}_2$  has to be absorbed and weighed; and these are in turn connected to a straight calcium chloride tube, which is also weighed with the bulbs.

The absorption bulbs should be filled with 5E KOH solution in sufficient quantity to fill the lower half of the bulbs and to be contained in the large pear-shaped bulb should there be any back pressure.

The whole apparatus is connected with an aspirator made from a Winchester quart bottle as shown.

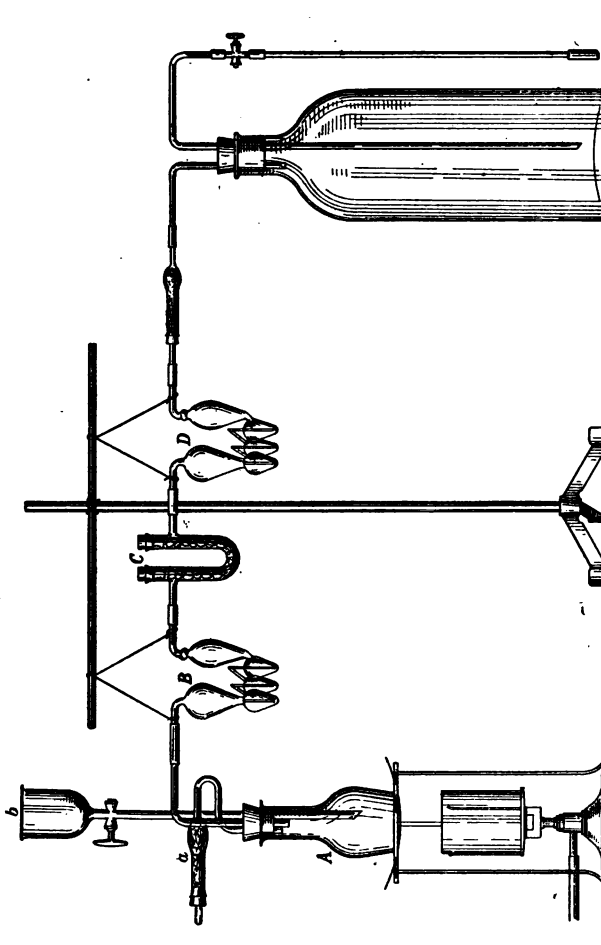


FIG. 1.—APPARATUS FOR ESTIMATION OF CO<sub>2</sub>.

Instead of potash bulbs, a U-tube containing soda-lime may be used.

Stoppered U-tubes are to be preferred to corked ones; if the latter are used, they should be made air-tight with paraffin wax.

A little cotton-wool should be placed before and after the  $\text{CaCl}_2$  and pumice-stone in the tubes, to prevent the passage of fine dust.

All rubber connections should be wired on and the apparatus tested before use. When the apparatus is ready for use, detach the absorption bulbs or tube and the  $\text{CaCl}_2$  straight tube; stop up the open end of the rubber tube by means of a bit of glass rod. See that the bulbs and tube are quite dry, and weigh.

Weigh out into the flask 1 gram of the material, cover it with water. Place 50 c.c. of 5N HCl in the funnel or pipette, and reconnect up the whole apparatus, except the aspirator. Close the air inlet through the soda-lime tube.

Allow acid to drop slowly on the carbonate so that the bubbles of air driven from the apparatus may be easily counted as they pass through the sulphuric acid; continue addition of the acid until effervescence ceases.

Close the stopper of the funnel, or, if a pipette, carefully push the point under the surface of the liquid, attach the aspirator and set it in action. Place an argand burner under the flask and warm gently. Open the air inlet tube so that a current of air is made to pass through the apparatus until quite half the water in the aspirator has run out. Then stop the operation, disconnect and stopper up



the weighed bulbs, allow to get quite cool, and weigh.

Increase in weight  $\times 100 =$  per cent.  $\text{CO}_2$ .

*Epitome.*

One gram decomposed by hydrochloric acid in the absorption apparatus.

$\text{CO}_2$  absorbed in potash or soda-lime, and weighed.

(15) Rapid Estimation of  $\text{CO}_2$ .—A rapid and

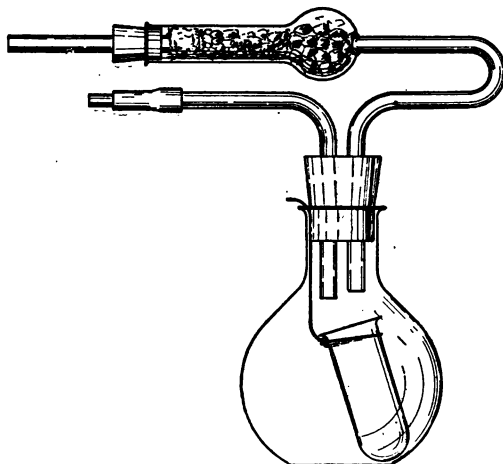


FIG. 2.—APPARATUS FOR RAPID ESTIMATION OF  $\text{CO}_2$ .

fairly accurate estimation of carbon dioxide may be made in the apparatus represented in Fig. 2.

Fit a wide-mouthed 4-oz. flask with a rubber bung. Through one hole place a piece of glass tube attached to a straight  $\text{CaCl}_2$  tube. Through

the other hole run a piece of glass tubing closed at the outer end with a small piece of rubber tubing and glass rod.

A small piece of cotton-wool is first placed in the bulb tube, and the bulb is then filled with dehydrated copper sulphate pumice followed by granular  $\text{CaCl}_2$  in the straight part; another piece of wool is then inserted and the tube closed with a cork bearing a small glass tube.

Thoroughly dry the apparatus, weigh out 1 gram of the carbonate and brush it into the flask; cover with water, and then lower a small glass or gutta-percha test-tube containing about 7 c.c. of 5N HCl into the flask by means of a piece of cotton. Insert the stopper so that the cotton from which the test tube is suspended is held in place.

Weigh the whole apparatus and contents. Slightly tip the apparatus so that the acid is caused to leave the test-tube a little at a time. When effervescence has ceased, warm the flask over an argand burner for about five minutes; allow it to cool somewhat, and then draw, by means of an aspirator as in (14) or by the mouth, a current of air through the apparatus, for this purpose removing the rubber cap of the inlet tube. Allow the apparatus to cool, see that the exterior is quite dry, and weigh complete as before.

Loss in weight  $\times 100 =$  per cent.  $\text{CO}_2$ .

A determination can be made in about thirty minutes.

*Epitome.*

Weigh into prepared flask 1 gram.

Decompose with hydrochloric acid, warm, cool, weigh.

The total carbonate in an ordinary chalk or limestone may be rapidly estimated as  $\text{CaCO}_3$  upon one of the calcimeters described in chapter iii., and especially conveniently upon Slater's instrument, using the Tables given in *Appendix* (27A and 28A).

A dolomite or magnesian limestone is insoluble in cold hydrochloric acid, and therefore the  $\text{CO}_2$  cannot be estimated upon a calcimeter. Of course, for Portland cement manufacture to standard specifications such limestones are useless, and therefore of no importance.

Should an analysis of such material be required, the methods previously described (5, 6, 7, 8) may be used; but care must be taken that throughout the analysis there is a sufficient quantity of ammonium chloride present to prevent the precipitation of magnesium as  $\text{Mg}(\text{OH})_2$  by ammonia.

In reporting the result of an analysis of a chalk or limestone, it is generally sufficient to state total lime as  $\text{CaO}$ , and its equivalent of  $\text{CaCO}_3$  separately,  $\text{MgO}$ , loss on ignition (which includes  $\text{CO}_2$ ,  $\text{H}_2\text{O}$ , and organic matter), silica, ferric oxide and alumina; and alkalis by difference.

**MARLS, GAULT CLAY, CALCAREOUS SHALES.**—These materials, as found in the British Isles, are intermediate in chemical composition between limestones and true clays and shales.

The method adopted for analysis must largely depend upon the particular material under examination; when the calcium carbonate is present in the proportion of 70 to 75 per cent., the processes described under Limestone (1 and following) may be used. When the  $\text{CaCO}_3$  does not exceed 25 per cent., the methods to be described for clays and shales may be used, care being taken that, after treatment with sulphuric acid, sufficient 10E HCl is used to take up all the  $\text{CaSO}_4$  formed, or this will be included erroneously in the "insoluble."

The following method giving total  $\text{SiO}_2$ ,  $\text{Fe}_2\text{O}_3$ ,  $\text{Al}_2\text{O}_3$ ,  $\text{CaO}$ , and  $\text{MgO}$  may be used in most cases satisfactorily.

(16) Weigh into a capacious platinum crucible or capsule .5 gram of the dry sample (3), and ignite in muffle at a good red heat for twenty minutes. Cool in desiccator and weigh rapidly.

Loss in weight  $\times 200 =$  percentage loss on ignition.

(17) Mix the ignited residue with about 5 grams of fusion mixture ( $\text{K}_2\text{CO}_3, \text{Na}_2\text{CO}_3$ ) in the platinum crucible or large capsule, using the smooth end of a glass rod to incorporate the contents.

Heat carefully over a bunsen burner for about

ten minutes, and then over a blast burner or in a muffle until the mixture is in a state of quiet, complete fusion. Rotate the crucible to spread the fused mass as much as possible, and then allow to cool rapidly by standing in a little cold water or on a cold slab. Place in a large evaporating basin, cover with distilled water and digest on hot plate until the mass has broken up and the crucible and lid can be washed clean. If necessary, a little 5E HCl may be used to ensure the crucible being clean. Then add sufficient 10E HCl, a little at a time, covering the dish as far as possible with a clock glass to prevent loss, until a clear solution is obtained.

Evaporate slowly on the hot plate or air bath almost to dryness, remove and add about 10 c.c. of 10E HCl, and wash any material from the clock glass and sides down into the bottom of dish. Evaporate slowly to dryness, if necessary breaking up any lumps that form with the end of a glass rod; when dry, bake on the hot plate for at least one hour.

Remove from the hot plate and, when nearly cool, add 25 c.c. 10E HCl and sufficient water to dissolve the chlorides formed.

Filter through a 12½-cm. black band paper and wash well. After fusion, all the washings require to be very thorough. Repeat the evaporation and filter off any trace of SiO<sub>2</sub>, and add to that first obtained.

Dry, ignite, and weigh.

Weight — filter ash  $\times$  200 = per cent.  $\text{SiO}_2$ .

Estimate  $\text{Al}_2\text{O}_3 + \text{Fe}_2\text{O}_3$ , as in (7); but if  $\text{Fe}_2\text{O}_3$  is required separately, take 1 gram of substance for analysis and follow the plan described under Clay (24), making the solution up to a known volume, and divide into two portions, using one portion for volumetric determination of  $\text{Fe}_2\text{O}_3$  (25, 26, 27).

Estimate  $\text{CaO}$  as in (8) and  $\text{MgO}$  as in (11).

*Epitome.*

Fuse .5 or 1 gram with fusion mixture.

Dissolve mass in water and hydrochloric acid.

Evaporate to dryness, bake, cool, take up with water and hydrochloric acid.

Filter, wash, and weigh  $\text{SiO}_2$ .

Ppt.  $\text{Al}_2\text{O}_3$ ,  $\text{Fe}_2\text{O}_3$  with ammonium hydrate (7).

Filter, wash, weigh.

Ppt.  $\text{CaO}$  with ammonium oxalate (8).

Filter, wash, estimate.

Evaporate to dryness, add 30 c.c. nitric acid.

Estimate  $\text{MgO}$  as  $\text{Mg}_2\text{P}_2\text{O}_7$  (11).

(18) **CLAY**.—A mechanical analysis of clay, except for brickmaking, is not often required. When necessary it must be carried out on the undried samples by elutriation. For this purpose an apparatus specially made may be used, or a series of bottles or jars can be fitted up as follows.

Choose three wide-mouthed bottles and fit them with sound corks, each bored with two holes to carry fairly large glass tubing, in each case one piece being carried to the bottom of the vessel and the other just through the cork. The longer tube of the first bottle is connected to a water tap, the smaller piece to the succeeding bottle, and so on, so that a stream of water may be run through the whole apparatus, the overflow from the last bottle being caught in a large jar or pail.

A weighed amount, say 100 grams, of the clay is placed in the bottle attached to the tap and a gentle stream caused to circulate through the apparatus until the overflow water comes over quite clean. The water is then turned off, and the material in the bottles allowed to subside. The bulk of the water is poured away, and the solid matter washed out into a weighed dish, dried, and weighed. The residues being reported as coarse (sand), medium, fine, and very fine by difference. If necessary, the fineness of each portion upon standard sieves may be taken. As stated previously, however, upon a cement works using modern machinery the physical condition of the raw material is of little importance compared with the chemical composition.

The moisture should be "approximately estimated" (2), and the whole sample, when dry, powdered. A smaller sample obtained by quartering should then be dried in the air oven and kept for analysis in a weighing tube or stoppered bottle.

(19) *Estimation of SiO<sub>2</sub> (sand), Al<sub>2</sub>O<sub>3</sub>, Fe<sub>2</sub>O<sub>3</sub>, CaO, and MgO.*—Weigh into a large porcelain or platinum dish 1 gram of the dry powdered clay and cover with 20 c.c. 36E H<sub>2</sub>SO<sub>4</sub>; rotate cautiously to break up any lumps, cover with a clock glass, and heat very gently—best over an argand burner—for 10 hours (over night). In the morning remove the clock glass and increase the heat sufficiently to steadily drive off the sulphuric acid.

When no more fumes are driven off, place on the hot plate for about twenty minutes. Remove from the hot plate, allow to cool somewhat, and then add 25 c.c. of 10E HCl and a little distilled water.

Filter through a 12·5-cm. black band paper, retaining the insoluble matter in the dish. Add another 25 c.c. of hydrochloric acid, digest on the hot plate for a few minutes, add water, and filter as before.

Repeat this operation, using altogether 75 c.c. of acid, then wash by decantation until free from chlorides, and when cold make filtrate up to 500 c.c. (24).

Wash any material upon the filter paper back into the dish and boil with 25 c.c. of 5E Na<sub>2</sub>CO<sub>3</sub> solution or with 1 gram of sodium carbonate crystals and sufficient water, for about fifteen minutes. Filter, whilst still hot, through a 12·5-cm. black band paper, and wash with boiling water until quite free from any trace of alkali. Reserve filtrate for SiO<sub>2</sub> estimation (23).



Dry residue, ignite in platinum crucible, and weigh.

Weight - ash  $\times 100 =$  per cent. insoluble, sand, &c.

(20) After weighing, treat the insoluble matter in the platinum crucible with about 5 c.c. of hydrofluoric acid and a few drops of 36E  $H_2SO_4$ , warm over a small argand flame in a good draught cupboard until no further fumes are evolved. Repeat three times, when there should be only a small residue remaining.

Treat this residue with 10E HCl, warm in a small dish or beaker, and filter through a 7-cm. paper, wash, dry, ignite, and weigh as  $TiO_2$ .

Weight - ash  $\times 100 =$  per cent.  $TiO_2$ .

(21) In the filtrate from above, estimate (7)  $Al_2O_3$ ,  $Fe_2O_3(R_2O_3)$ .

Weight - ash  $\times 100 =$  per cent.  $R_2O_3$  in insoluble.

It is usual then to calculate the  $R_2O_3$  to felspar  $6SiO_2 \cdot Al_2O_3 \cdot Na_2O$  thus :

Per cent.  $R_2O_3 \times 3.5 =$  per cent.  $SiO_2$ .

Per cent.  $R_2O_3 \times .6 =$  per cent.  $Na_2O$ .

Per cent. insoluble - ( $SiO_2 + R_2O_3 + Na_2O + TiO_2$ )  
= per cent. quartz. (See *Appendix* for example.)

The insoluble matter can then be reported as shown in *Appendix* [1A]. The result thus obtained is not absolutely accurate, but suffices for most purposes.

(22) Instead of treating the residue (19) with hydrofluoric acid, the  $SiO_2$  and  $Al_2O_3$  can be estimated by fusion as in (17).

(23) Acidify with 10E HCl the alkaline filtrate from the insoluble estimation (19), and evaporate carefully to dryness in a platinum or porcelain dish; bake for half an hour, allow to cool, and then take up with water and a little 10E HCl, filter through a 12.5-cm. paper and wash till free from chloride. Dry, ignite in muffle for one hour, and weigh.

Weight - filter ash  $\times$  100 = per cent.  $\text{SiO}_2$ .

(24) The filtrate, which has been made up to 500 c.c., is divided into equal portions of 250 c.c. In one part the  $\text{Al}_2\text{O}_3$ ,  $\text{Fe}_2\text{O}_3$ ,  $\text{CaO}$ , and  $\text{MgO}$  are estimated as in (7) (8) and (11). If small in amount the calcium oxalate ppt. may be converted into  $\text{CaO}$  over a blast burner or in the muffle and weighed as such.

(25) *Estimation of  $\text{Fe}_2\text{O}_3$ .*—The  $\text{Al}_2\text{O}_3$ ,  $\text{Fe}_2\text{O}_3$  is pptd. as in (7), filtered and washed slightly; it is then redissolved in dilute acid and the iron estimated volumetrically after reduction, using standard potassium permanganate or bichromate solution.

(26) *Estimation of Iron by means of Standard Permanganate.*—Dissolve the ppt. of  $\text{Al}_2\text{O}_3$ ,  $\text{Fe}_2\text{O}_3$  in 5E  $\text{H}_2\text{SO}_4$  and wash into an Erlenmeyer flask, add fair excess of the acid and a few small pieces of pure zinc. Fit the flask with a cork bearing a bunsen valve, *i.e.*, a piece of glass tube to which is attached a piece of rubber tubing having a longitudinal slit and closed with a glass rod or clip, and place in a slightly warm place until reduction is complete. This is approximately indi-

cated by the solution becoming colourless, when a drop should be withdrawn on the end of a glass rod and tested by means of ammonium or potassium sulphocyanide solution, the reduction being complete when there is no pink colouration with that reagent.

Filter the reduced iron solution rapidly and wash into a clean flask; if necessary, add more sulphuric acid; and titrate with standard permanganate [17A] solution until a permanent pink colour is obtained.

No. of c.c.  $\times$   $\text{Fe}_2\text{O}_3$  factor  $\times$  200 = per cent.  $\text{Fe}_2\text{O}_3$ .

Subtract from  $\text{Al}_2\text{O}_3$ ,  $\text{Fe}_2\text{O}_3$  found (24) =  $\text{Al}_2\text{O}_3$ .

(27) **Estimation of Iron by means of Standard Bichromate.**—Dissolve the ppt. of  $\text{Al}_2\text{O}_3$ ,  $\text{Fe}_2\text{O}_3$  in 5E HCl, as small a quantity as possible, wash into an Erlenmeyer flask fitted with bunsen valve, dilute to about 200 c.c., and add 20 c.c. of 2E  $\text{Na}_2\text{SO}_3$ . Boil for twenty minutes or until free from  $\text{SO}_2$ . Cool as quickly as possible and test as above; if reduction is complete, titrate with the standard bichromate [18A]. On a clean spotting tile have ready a number of drops of freshly prepared, very dilute potassium ferricyanide solution, run the bichromate solution, at first a few c.c. at a time, later drop by drop, into the iron solution; after every addition abstract a drop by means of a glass rod and place in contact with the "spots" of ferricyanide. The reaction is complete when no blue or green tint is produced with the ferricyanide.

No. of c.c.  $\times$   $\text{Fe}_2\text{O}_3$  factor  $\times$  200 = per cent.  $\text{Fe}_2\text{O}_3$ .

*Epitome.*

Treat 1 gram for ten hours with 36E  $H_2SO_4$ ,  
dry and bake.

Take up with three portions 10E HCl, filter,  
wash.

Residue =  $SiO_2$  and insoluble.

Boil residue with 25 c.c. 3E  $Na_2CO_3$ .

Filter, wash, residue = insoluble.

Filtrate, acidify, evaporate =  $SiO_2$ .

Filtrate from insoluble =  $Al_2O_3$ ,  $Fe_2O_3$ , CaO,  
MgO (7, 8, 11, 25).

(28) Loss on Ignition.—Ignite .5 gram of the powdered and dry sample for twenty minutes in a muffle. Cool in desiccator and weigh rapidly.

Loss in weight  $\times 200$  = per cent. loss on ignition.

If an ultimate analysis only is required this residue (28) may be treated as (17) and the "rational" method (19) omitted.

(29) Total Sulphur.—One gram of the dry sample is mixed with 10 grams of a finely powdered mixture of  $Na_2CO_3$  (10 parts) and  $KNO_3$  (1 part) and heated to quiet fusion in a covered platinum crucible.

The fused mass is dissolved in water, acidified with 10E HCl, and filtered, if necessary. The filtrate is boiled and to it, whilst still gently boiling, is added 10 c.c. of E  $BaCl_2$ ; after a few minutes the ppt. is allowed to settle in a warm place for some

hours, filtered through an  $\text{SO}_3$  paper, washed, dried, and ignited and weighed as  $\text{BaSO}_4$ .

Weight of  $\text{BaSO}_4 \times 0.137 \times 100 =$  per cent. sulphur.

This may be calculated to iron pyrites  $\text{FeS}_2$ .

*Epitome.*

Fuse with sodium carbonate and potassium nitrate.

Take up with hydrochloric acid, filter, wash.

Ppt. with barium chloride solution, weigh as  $\text{BaSO}_4$ .

**(30) Sulphur present as Sulphate.**—Weigh out 1 gram of the sample into an evaporating dish, add a little water and 25 c.c. of 10E HCl, warm twenty to thirty minutes, then add 10 cc. of 10E HCl and water. Filter and wash. Treat the filtrate as in (29).

Weight of  $\text{BaSO}_4 \times 0.343 \times 100 =$  per cent.  $\text{SO}_3$ .

If this is calculated to  $\text{CaSO}_4$  its equivalent of CaO must be deducted from the amount found.

Thus per cent.  $\text{SO}_3 \times 1.7 =$  per cent.  $\text{CaSO}_4$ .

For each 1.0 per cent.  $\text{CaSO}_4$  deduct .41 per cent. from CaO.

The sulphur present as sulphate must be deducted from total sulphur found, in order to obtain sulphur present as sulphide.

**(31) Alkalies.**—Soda and potash may conveniently be estimated as follows—this method being known as Laurence Smith's :

Mix in an agate mortar 1 gram of the dry clay with its own weight of pure ammonium chloride and 6 grams of pure precipitated chalk; should there be any calcium carbonate present in the clay, this must be allowed for. Place the mixture in a platinum crucible and heat gently at first over a bunsen burner and then for one hour at a red heat, keeping the crucible covered; cool, turn the mass out into an evaporating dish, and wash out the crucible with distilled water into the dish. Dilute somewhat, heat to boiling, filter, and wash into a beaker. Add 1.5 grams of solid ammonium carbonate, evaporate to about 50 c.c., add a little more carbonate + ammonia; then filter and wash. Evaporate the filtrate to dryness in a weighed platinum dish, heat gently at first to drive off ammonium chloride and then to a dull redness; cool in desiccator and weigh.

The weight =  $\text{KCl} + \text{NaCl}$ .

**(31a) Separation of Soda and Potash.—**

Dissolve the mixed chlorides in about 5 c.c. of water and add sufficient  $\text{E PtCl}_4$  to convert into the double chlorides, assuming the whole to be  $\text{NaCl}$ , 117 grams of which require 336.38 grams of  $\text{PtCl}_4$ . One c.c. of  $\text{E PtCl}_4$  solution contains .0841 gram. The mixture is then taken nearly to dryness on the water bath and 15 c.c. of alcohol added; the dish is then allowed to stand for three hours with an occasional rotation.

When the ppt. has well settled, the clear liquid is poured off through a filter paper which has been dried and weighed, the ppt. is washed by decantation

with alcohol and thus transferred to the filter paper and again washed, using a small wash bottle containing alcohol until filtrate is colourless. The paper and  $K_2PtCl_6$  are then dried in an air or steam oven at  $100^\circ C.$ , cooled in a desiccator, and weighed.

Weight - weight of filter paper  $\times .3070 = KCl$ .

Subtract this from weight of mixed chlorides =  
NaCl.

$KCl \times .63204 \times 100 = \text{per cent. } K_2O$ .

$NaCl \times .53077 \times 100 = \text{per cent. } Na_2O$ .

*Epitome.*

(31) Fuse with ammonium chloride and calcium carbonate.

Digest with water, filter, and wash.

Add ammonium carbonate, filter, and wash.

Evaporate to dryness.

Ignite, weigh.

(31a) Dissolve in water, ppt. with  $PtCl_4$  and alcohol, filter.

Wash with alcohol, weigh on tared paper.

For cement-making purposes an accurate determination of  $K_2O$  and  $Na_2O$  is not often necessary, but an estimation of the soluble chloride ( $NaCl$ ) is sometimes useful.

(32) Soluble Chloride.—Treat 5 grams, or more if necessary, with distilled water in a flask or beaker, and warm. Filter and wash well. Estimate the chloride in the filtrate by means of standard

$\frac{N}{10}$  AgNO<sub>3</sub>, using potassium chromate solution as indicator, as described under *Water*.

No. of c.c.  $\times$  .00585  $\times$  20 = per cent. NaCl.

**Shales, Sandstones, and Slates.**—The methods adopted for the analysis of these materials must depend upon individual circumstances. As a rule the following processes, already fully described, will be found suitable :

Moisture (3), loss on ignition (4), followed by fusion (17) and estimation of the SiO<sub>2</sub> (17), Al<sub>2</sub>O<sub>3</sub> Fe<sub>2</sub>O<sub>3</sub> (7), CaO (8) and MgO (11).

**Natural Cement Rock.**—This may generally be treated as a limestone, carrying out the following estimations :

Loss on ignition (4), silica and insoluble (5 and 6) or a fusion of the insoluble may be made (17), Al<sub>2</sub>O<sub>3</sub> Fe<sub>2</sub>O<sub>3</sub> (17), CaO (8 and 9), magnesia (11), CO<sub>2</sub> (14 or 15) if necessary or CaCO<sub>3</sub> and MgCO<sub>3</sub> may be obtained by calculation ; sulphates (13) and sulphides (29).

(33) **Slags.**—Weigh out .5 gram of the finely powdered sample into a platinum crucible and fuse with 3 grams of fusion mixture ; separate the SiO<sub>2</sub>, as in (17) ; but for accurate work it is necessary to evaporate to dryness after filtering to separate the remaining traces of SiO<sub>2</sub>.

(34) The filtrate from the silica is warmed in a capacious beaker ; a little solid and then 5E Am<sub>2</sub>CO<sub>3</sub> solution added until a ppt. just forms.



Then add a drop or two of 5E Acetic acid and excess of 4E Sodium acetate solution. Boil gently for ten minutes and filter, whilst still hot, through a 15-cm. black band paper; wash.

The filtrate must be clear and colourless and is used for manganese estimation (36).

(35) Redissolve the pptd. basic acetates of iron and alumina in 10E HCl and ppt. with ammonia, wash, dry, ignite, and weigh as  $\text{Al}_2\text{O}_3$ ,  $\text{Fe}_2\text{O}_3$  and  $\text{P}_2\text{O}_5$  if present (7).

(36) Add the second filtrate to that obtained from the acetate separation (34) and concentrate somewhat, cool and then add 3 c.c. of bromine, and stir until it has gone into solution, add 20 c.c. of 20E  $\text{NH}_4\text{OH}$  and boil for twenty minutes, filter, wash, ignite, and weigh as  $\text{Mn}_3\text{O}_4$ .

Weiht - ash  $\times 7.205 \times 200 =$  per cent. Mn.

Or, calculate to  $\text{MnO}_2$  or  $\text{MnO}$ .

#### *Epitome.*

Separate iron and alumina as basic acetates.

Add bromine and ammonia, filter, wash.

Weigh as  $\text{Mn}_3\text{O}_4$ .

(37) In the filtrate estimate CaO (8) and MgO (11).

(38) The iron present should be estimated in another portion of 1 gram by fusion, as in (33); the iron should be separated as basic acetate, redissolved in hydrochloric acid, reduced as in (27), estimated

by standard bichromate, and calculated to ferrous oxide.

No. of c.c.  $\times$  FeO factor  $\times$  100 = per cent. FeO.

This must also be calculated to  $\text{Fe}_2\text{O}_3$ , and subtracted from the weight of  $\text{Al}_2\text{O}_3$  and  $\text{Fe}_2\text{O}_3$  and  $\text{P}_2\text{O}_5$  found (35), in order to obtain  $\text{Al}_2\text{O}_3$  and  $\text{P}_2\text{O}_5$  if present.

Should the iron present both as ferric and ferrous oxide be required, the process and apparatus recommended by Avery and described in Phillips's *Engineering Chemistry*, p. 108, may be followed.

An alternative method is to make the filtrate from  $\text{SiO}_2$  (33) up to a known bulk and then take half that quantity for estimation of  $\text{Al}_2\text{O}_3$ ,  $\text{Fe}_2\text{O}_3$ ,  $\text{CaO}$ , and  $\text{MgO}$ , and use the other portion for estimation of iron.

**(39) Phosphorus and Sulphur.**—Fuse 2 grams at least of the sample with sodium carbonate and potassium nitrate, treat the melt with hot water until it disintegrates, boil, filter off the bases, and wash well. Allow the filtrate to cool and make up to 500 c.c. Divide into two portions (A) and (B). Acidify A with  $\text{HNO}_3$  and add a large excess of ammonium molybdate solution, allow to stand for twelve hours, at about  $50^\circ\text{C}$ .; if the temperature is allowed to rise, any arsenic present will also be pptd. Pour off the clear liquid through an  $\text{SO}_3$  paper, and test with a little more molybdate solution to ascertain whether all phosphate has been pptd.; if so, filter and wash any ppt. adhering to beaker with E  $\text{HNO}_3$ . Then, using a fresh beaker to collect the filtrate, dissolve the ppt. in

5E  $\text{NH}_4\text{OH}$ , rinse out the beaker, and wash the filter paper well.

Add excess of magnesia mixture, treat as in (11).

Weight of  $\text{Mg}_2\text{P}_2\text{O}_7 \times \cdot 638 \times 100 = \text{per cent. P}_2\text{O}_5$ .

*Epitome.*

Fuse with sodium carbonate and potassium nitrate.

Dissolve in water, acidify with nitric acid, ppt. with ammonium molybdate, dissolve in ammonia, ppt. with magnesia mixture.

Subtract from  $\text{Al}_2\text{O}_3 + \text{P}_2\text{O}_5$  and  $\text{Fe}_2\text{O}_3$  (35).

(40) Sulphur.—Acidify (B) with 10E  $\text{HCl}$ , add 10 c.c. E  $\text{BaCl}_2$  solution, treat as in (29).

$\text{BaSO}_4 \times \cdot 137 \times 100 = \text{per cent. sulphur.}$

## CHAPTER III

### CALCULATION OF PROPORTION OF RAW MATERIALS

FROM the analysis of any given material it is possible to estimate its usefulness for cement making within certain limits. With entirely untried materials actual tests on as large a scale as possible should be carried out.

Any of the larger English and American textbooks on cement manufacture contain full information as to the ideal composition.

**LIMESTONES.**—Unless a calcareous clay or shale is to be used, the  $\text{CaCO}_3$  content must reach 75 per cent. A poor limestone may sometimes be enriched by using a purer stone to raise the percentage of  $\text{CaCO}_3$ . About 2 per cent.  $\text{MgO}$  renders the stone useless for cement making to standard specification; it is desirable that only 1 per cent. or less be present.

For use with rotary kilns, a little sulphur as sulphide or sulphate is immaterial either in the stone or clay.

**CLAY, SHALES, Etc.**—The proportion of  $\text{SiO}_2$  to  $\text{Al}_2\text{O}_3 + \text{Fe}_2\text{O}_3$  should be  $2\frac{1}{2}$  or 3 to 1. That is, per cent.  $\text{SiO}_2$  should equal per cent.  $\text{R}_2\text{O}_3 \times 3$ , unless working with a siliceous limestone or a stone of nearly correct proportions which is only deficient in one constituent.

A high percentage of  $\text{Fe}_2\text{O}_3$  is, for ordinary purposes, undesirable. Very siliceous materials produce a slow-setting cement and the mixture requires burning at a high temperature. Highly aluminous materials produce an easily burnt clinker, but the cement is generally very quick-setting and otherwise unsatisfactory.

A clay containing nodules of iron pyrites should be avoided, as a source of possible, if not probable, trouble.

**Calculation from Formulas.**—Several formulas exist whereby the proportions may be calculated in which raw materials should be mixed, but even the best of these only serve as a rough guide in actual practice. From experience the most favourable data to work upon is the percentage of  $\text{CaCO}_3$ , as this can be readily checked and altered. The percentage of  $\text{CaCO}_3$  in a raw mixture never varies greatly from 75 per cent.

In order to obtain approximately the correct proportions, proceed as follows. For example, see *Appendix* [3A].

(1) From per cent.  $\text{CaCO}_3$  in limestone deduct 75

or per cent. required in mixture; the result should be the weight of clay or shale required.

(2) From 75 or per cent.  $\text{CaCO}_3$  required in mixture deduct per cent.  $\text{CaCO}_3$  in clay or shale; the result should be weight of limestone required.

Of course, the weights so obtained can be read as grams, lb., cwts., tons, or any unit required. In each case, when using raw damp material, the moisture must be estimated and allowed for, as obviously more will be required than when using perfectly dry stone or clay.

As a result of researches into the composition of an ideal Portland cement, various experimenters have put forward formulas for preparing the raw mixture when the composition of the materials is known. The following will be found a good working formula:

(1) Multiply per cent.  $\text{SiO}_2$  in limestone by 2.8; multiply per cent.  $\text{Al}_2\text{O}_3$  in limestone by 1.1, and add the products.

(2) Deduct result from per cent. CaO in stone = per cent. CaO available for combination with clay ( $y$ ).

(3) Per cent.  $\text{SiO}_2$  in clay  $\times$  2.8 +  $\text{Al}_2\text{O}_3$  in clay  $\times$  1.1, gives CaO required by 100 parts of clay.

Deduct per cent. CaO in clay and remainder = amount required to be added ( $x$ ).

As the available CaO (2) in 100 parts of limestone is known, by simple proportion, parts of limestone to be added can easily be calculated. Thus let  $x =$

amount of CaO required for 100 parts of clay, and  $y$  = per cent. available in limestone ;

then  $\frac{x \times 100}{y}$  = parts of stone to each 100 parts of clay.

For examples worked out, see *Appendix* [2A].

## ANALYSIS OF SLURRY AND OTHER RAW MIXTURES

**SLURRY.**—In order to obtain an average sample of the slurry being washed, the constant supervision of the chemist or of a trustworthy assistant is absolutely essential. Owing to different prevailing conditions, it is impossible to lay down any fixed plan of sampling. As a rule, samples should be taken at regular short intervals as the slurry leaves the grinding plant ; these should, at longer intervals, be thoroughly mixed and a smaller average sample taken for examination.

For sampling slurry-mixing tanks or silos various devices exist, the simplest, perhaps, being a tin can with a perforated lid : the can is weighted at the bottom and attached at the lid to a long pole or piece of cord. The body of the can is fitted to the lid and held firmly by a simple bayonet clip or in the same way that incandescent electric lamps are fitted to their holders.

The vessel is lowered into the tank at different depths and then slowly raised ; as it is withdrawn the semi-liquid rushes in through the perforations and a sample is thus obtained. More elaborate

apparatus will be found figured in many English and American works on cement manufacture. A single sample taken at one depth should never be used for analysis. A "grain sampler" will be found very useful for sampling dry raw meal or cement.

Samples of slurry that have been allowed to stand, even a short time, must be well shaken before examination.

(41) **Moisture.**—Into a dry and tared flat-bottomed porcelain dish weigh out 5 grams of the well-mixed slurry, place in a hot air oven or on a hot plate at about 110° to 120° C. until quite dry, cool in a desiccator and weigh rapidly.

Loss in weight  $\times 20$  = per cent. moisture.

(42) Remove the dried material from the dish with a spatula, powder finely in an agate mortar, and place in a stoppered weighing tube. Dried slurry very quickly absorbs moisture, so it is better to place the powdered material in the oven for a short time before bottling.

(43) **Analysis.**—Ignite 0.5 gram in a platinum crucible in the muffle for fifteen to twenty minutes at a good red heat. Cool in desiccator and weigh.

Loss in weight  $\times 200$  = loss on ignition.

(44) Upon the ignited sample carry out the analysis as described under Limestone,  $\text{SiO}_2$  and Insol. (5 and 6); Insol. (6);  $\text{Al}_2\text{O}_3 + \text{Fe}_2\text{O}_3$  (7);  $\text{CaO}$  (8); and  $\text{MgO}$  (11);  $\text{CO}_2$  (14) or (15); sulphur and sulphates (13); and (29) if necessary.



(45) The excess of the loss on ignition over the  $\text{CO}_2$  estimated or found by calculation from  $\text{CaO}$  and  $\text{MgO}$  may be stated as "organic matter" without any grave inaccuracy.

For works routine the following determinations are of great importance. Moisture (as in 41).

(46) "Fineness."—Weigh out 100 grams of the wet slurry with fair accuracy, wash it with a gentle stream of water from the tap into a 180-mesh sieve especially kept for the purpose. Continue the washing until the water that runs through is quite clear. Then wash the residue up together, and with a wash bottle transfer it to a small evaporating dish; place upon the hot plate or in an oven, and dry.

Weigh the residue; calculate the percentage upon the dried material thus:

$$\frac{\text{Weight of residue} \times 100}{\text{per cent. moisture}} = \text{per cent. fineness.}$$

With dry meal sift 50 or 100 grams in the usual way, using 180-sieve, and weigh the residue:

$$\text{Weight} \times 2 = \text{per cent. residue upon 180.}$$

It is sometimes useful to estimate the chalk in this residue by a rapid method.

(47) Estimation of  $\text{CaCO}_3$ .—In most works in England this constitutes the greatest part of the daily routine, and as the production of a uniform article largely depends upon the use of a regular raw mixture, too much time and attention cannot well be paid to this important item.

Owing to the use of calcimeters, the actual routine determinations can generally be safely carried out by untrained assistants who by continual practice have become proficient in this part of the laboratory work. Constant supervision and occasional "check" estimations by the chemist are necessary with even the most conscientious workers, in order to keep them up to the required standard of speedy accuracy.

There are many good calcimeters on the market, all more or less inaccurate; but when once the error is known, if it be constant, the actual accuracy of the result is practically unimportant, as the chemist in charge should know at what figure to work with any given apparatus. Where more than one machine is in constant use, they should be so regulated as to give strictly comparable results. For this purpose it is better to prepare a standard raw mixture by careful and accurate weighing of the raw materials after analysis than to use powdered and dry calcite.

**(48) Preparation of a Standard Dry Slurry or Raw Meal.**—Carefully analyse a good sample of the ordinary mixture that is known to produce the best results in practice. Then dry a small sample of each of the raw materials, reduce to the necessary fineness, and accurately weigh up and carefully mix in the proportions found by analysis of raw materials and slurry.

A stoppered bottle of this should always be kept ready for use. When a check analysis is required,

it is only necessary to dry a little of the standard slurry in the air oven at 105° C., and allow it to cool in the desiccator.

(49) Calcimeters may also be standardised, using dry pure calcite which has been powdered in an agate mortar. With calcimeters upon which it is usual to take .5 gram of slurry, it is convenient to take only .375 gram of calcite, which should give a result equivalent to 75 per cent.  $\text{CaCO}_3$  after the usual corrections.

(50) **Slater's Calcimeter.**--This is an instrument which deserves to be more widely known and used than at present. It is fairly simple in construction, and can readily be adjusted. It requires perhaps rather more skilful manipulation than some others, owing to the necessary alterations of the amounts used at varying temperatures.

As shown in the illustration, it consists mainly of two parts, the outer containing vessel A, and the inner bulb and tube B. Upon the leg of this bulb are graduations usually running by .5 from 70 to 80, which are read direct as percentages of  $\text{CaCO}_3$ , as described later.

Above the bulb is a zero mark to indicate the correct amount of paraffin with which the instrument has to be filled before use. In the bulb a small hydrometer float is placed bearing a scale as shown in the enlarged sketch. The markings refer to the height of the barometer in millimetres, the usual markings commencing at 740 and rising to

780 by 2.5 mm. The top of the instrument is closed by a cork, through which passes a C° thermometer, dipping well into the mineral oil and keeping the bulb in position. The bulb is attached, by a

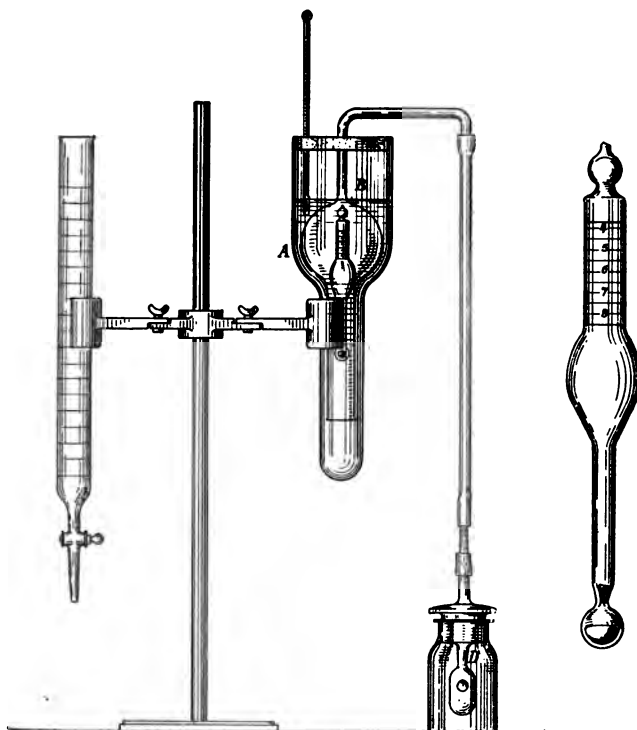


FIG. 3. SLATER'S CALCIMETER.

leading tube of glass and a piece of rubber tubing, to the generator bottle (D). The rubber used should always be of the same diameter,  $\frac{1}{4}$  inch, and length 1 foot, between the ends of the glass tube and generator.

## PROPORTION OF RAW MATERIALS 47

The instrument as sent out generally requires standardisation. It is used as follows :

(1) Take the reading of the barometer in millimetres, and find the nearest corresponding mark on the float.

(2) Take the temperature of the oil in degrees C.

(3) From the table (27A) ascertain the correct weight of material to use in milligrams, and weigh this out accurately.

(4) Transfer the weighed slurry to the generator bottle (D), which must be quite dry.

(5) Run from a burette 5 c.c. of dilute commercial HCl (1 : 1) into the test-tube, attached to the generator bottle stopper, by means of the hole in the side.

(6) Fit the leading tube from calcimeter to the bottle, and slip the small piece of rubber over the outlet hole.

(7) Tip the acid on to the slurry and shake well to disengage  $\text{CO}_2$ . The float will then sink in the paraffin, and the mark on the stem which is found to correspond with the correct barometer reading on the float should be the percentage of  $\text{CaCO}_3$  in the slurry or material taken.

The instrument may be adjusted by adding a little oil when the reading obtained is high, or *vice versa*.

By making use of the table given in the Appendix materials higher in  $\text{CaCO}_3$  than 80 per cent. may be estimated (28A).

The following precautions should be observed in using this apparatus :

(1) Avoid holding the generator in the hand longer than is absolutely necessary, and hold the neck and stopper of the bottle.

(2) See that the rubber is over the outlet hole before spilling the acid, and that it is removed before disconnecting generator.

(3) Spill the acid carefully so that none be forced up the leading tube.

Use paraffin that has been placed over  $\text{CaCl}_2$ , and has such a specific gravity that the hydrometer sinks to the red mark on its stem. Use acid of the correct strength.

The Schleibler, Fajja, and other calcimeters are so well known and have been so frequently described and illustrated as not to warrant description here. A modification of Schleibler's instrument introduced by Mr. H. K. G. Bamber, F.C.S., and much used in the A.P.C.M. Works, will be briefly described and illustrated (Fig. 4).

**Bamber's Calcimeter.**—Weigh out accurately .5 gram of the dried and finely pulverised slurry and transfer to generator bottle (14). Run into the gutta-percha tube 8 c.c. of hydrochloric acid (sp. gr. 1.125) and place carefully in bottle. Fill measuring tubes with water from Woulff's bottle (*b*), or reservoir, until water stands at zero mark on the graduated tube.

Fix stopper to generator bottle and immerse to the neck in the running water which fills the lead-lined wooden vat, until it is at the same temperature

as the water in the tubes 2 and 3. This is so when, upon opening clip (13), the water in the tubes remains at the same level.

Take the generator bottle in the right hand and

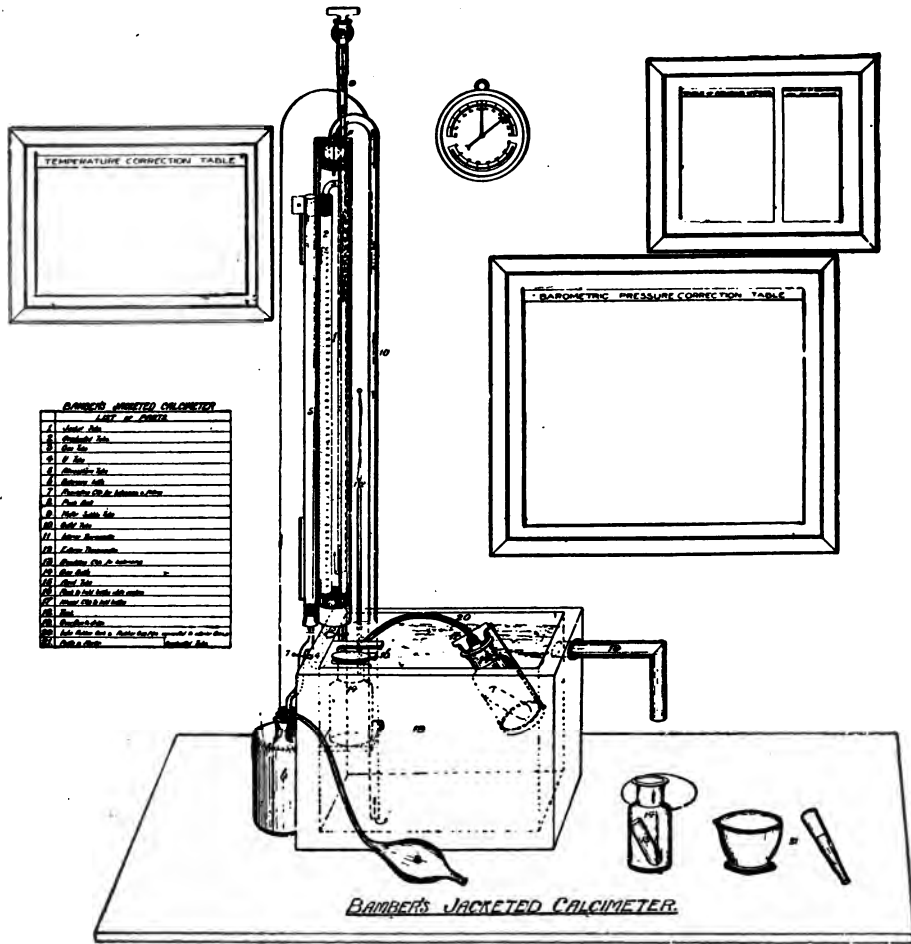


FIG. 4.

cautiously spill the acid in the tube upon the slurry. At the same time with the left hand release clip (7), shake the bottle vigorously for about half a minute, and replace under water in the nest. During the evolution of the gas care must be taken to keep the level of the water in the plain tube (3) about an inch above that in the measuring tube (2). Allow to cool for about three minutes, adjust levels of water, and take reading. Note temperature of water and also barometric pressure.

**To Calculate Percentage of  $\text{CaCO}_3$ .**—To calcimeter reading in c.c. add correction for absorption of  $\text{CO}_2$  by acid. This may be obtained by performing a check estimation, using Iceland spar or standard slurry. The figure usually taken for this instrument lies between 3.5 and 4.2 c.c. By means of Table (30A)—*Pressure of aqueous vapour in Appendix*—note deduction to be made for given temperature from observed barometric pressure. Refer to Table (31A), and under the ascertained temperature find the corrected calcimeter reading (or nearest); in a line with this, denoted by heavy type, will be found the reading at  $0^\circ \text{C}$ . The figure so obtained is now traced on Table (32A) under the correct barometric pressure, and in a horizontal line will be found in heavy type the percentage of  $\text{CaCO}_3$  at  $0^\circ \text{C}$ . and 760 mm. pressure.

By means of Table (29A) having performed a "loss on ignition," the calculated  $\text{CaCO}_3$  (54) may be obtained.



(52) Estimation of  $\text{CaCO}_3$  by means of Standard Acid and Alkali.—The following is an epitome of a method described by R. K. Meade. (*Portland Cement*, p. 231):

Prepare  $\frac{2}{5}$  N HCl and  $\frac{2}{5}$  N NaOH, and standardise against a standard sample of slurry. The method of standardisation and working is as follows:

Weigh 1 gram of sample into a 600-c.c. Erlenmeyer flask and run in 50 c.c. of the standard acid. Close the flask with a cork bearing a piece of glass tube 30 in. long and  $\frac{3}{8}$  in. diameter, which acts as an air condenser. Heat the flask until steam just begins to issue from the upper end of tube. This should take about two minutes. Remove from heat and rinse the tube down carefully with water, remove cork and wash down sides of flask. Add a drop or two of 1 in 1000 phenolphthalein or methyl orange and titrate with standard alkali until just neutral.

If the standard sample contains  $L$  per cent. of  $\text{CaCO}_3$  and  $d$  c.c. of alkali are required, then to find percentage of  $\text{CaCO}_3$  in other samples it is only necessary to subtract the number of c.c. of alkali required in their case from  $d$ , multiply by two, and subtract from  $L$ ; if number of c.c. is greater than  $d$ , subtract  $d$  from that number, multiply by two, and subtract from  $L$ . Each c.c. of exactly  $\frac{2}{5}$  N alkali is equivalent to .02 gram or 2 per cent.  $\text{CaCO}_3$ ; so that, after standardisation, a table may be prepared showing percentages of  $\text{CaCO}_3$  corresponding to different quantities of alkali. It is necessary to

prepare samples to same state of fineness for each determination.

(53) **Loss on Ignition, Calculated  $\text{CaCO}_3$  and  $\text{CaO}$  in Slurry.**—When using materials containing organic matter, such as peat, etc., it will be found very useful to ascertain the  $\text{CaCO}_3$  in the meal after allowing for the organic matter present, and this may be done as follows. Find the loss upon ignition of .5 gram dry slurry or meal as in (43).

Loss in weight  $\times 200 =$  per cent.  $\text{CO}_2 + \text{H}_2\text{O}$  and organic matter (A).

(54) **Calculated  $\text{CaCO}_3$ .**—Calculate the  $\text{CaCO}_3$ , found upon calcimeter, into  $\text{CO}_2$  by dividing thus,

$$\frac{\text{CaCO}_3 \times 44}{100} = \text{per cent. CO}_2 \text{ (B).}$$

Then,

Loss upon ignition (A)  $-$   $\text{CO}_2$  (B) = organic matter (C).

And  $100 -$  organic matter (C) = parts of material in which the  $\text{CaCO}_3$  exists after removing the organic matter by ignition (D).

Thus,

$$\frac{\text{per cent. CaCO}_3 \text{ found} \times 100}{D} = \text{calculated CaCO}_3.$$

The actual calculations only take a few seconds if the tables in *Appendix* be used.

(55) The residue obtained after ignition should be reserved and the  $\text{CaO}$  present determined by the rapid method as described in chapter v. (132);

after allowing for the loss upon ignition the CaO found should be approximately the same as the clinker made from this slurry will contain. Owing to various circumstances, this is not always quite the case in practice, but this serves as an excellent check upon the calcimeter or other determinations.

The calculation is as follows :

$$\frac{\text{Per cent. lime in slurry} \times 100}{100 - \text{loss.}} = \text{calculated CaO.}$$

**(56) Control and Alteration of the Raw Mixture.**—Owing to the various systems in vogue on different works, it is impossible to lay down any hard and fast rules for the control and regulation of the slurry or raw meal. The growth of the cement industry in this and other countries has brought about the successful use of raw materials differing so widely in composition as to require in some cases plant and methods of working of quite a distinct and special character. Before finally deciding upon a method of working, the chemist in charge should assure himself that the routine proposed fulfils the following requirements :

(1) That there is a regular supply of raw material sufficient to keep the mills and kilns going continuously.

(2) That the unit loads of materials are of constant weight or bulk.

(3) That it is possible to readily obtain a sample of either raw material being used at any moment for check analysis.

(4) That accurate returns of the quantity of material used be sent to the laboratory at stated periods, in order that any deviation from the working instructions may be at once noted. It is absolutely essential that a responsible person be in charge of each mill and be made answerable for any irregularity of working either in the feeding or output.

In regard to alteration of the feed of raw materials, it will generally be found most convenient to keep the clay or argillaceous supply constant, and to vary the chalk or limestone.

The importance of being able to obtain an average sample of the slurry or raw meal for routine analysis has already been mentioned. In order that this work be not interfered with, the samples should be fetched by a laboratory assistant, marked for reference; and immediately examined. All results should be carefully entered up for future reference.

Before making an alteration in the raw supply at any mill, the cause of the erratic behaviour should, as far as possible, be ascertained and noted; then the desirability of making a temporary or permanent alteration will at once be known and acted upon. Time should be given for the alteration to have effect before again checking the output. It is unwise to irritate the mill hands by useless and vexatious alterations and orders.

In working upon the dry system it is best to keep a silo full of limestone or clay, and work so as always to require adjustment in one direction.

For this purpose, either wet or dry process, it is well to have three tanks or silos for the raw meal: one to run the make into, one that may be tested and corrected, and one containing material of the correct composition. It should be impossible for the kiln attendants to use any material but that passed for use by the chemist in charge; even then the meal, as fed into the kilns, should be regularly sampled, checked, and the results entered in the laboratory records. In a word, too much care cannot well be given to this branch of the laboratory work.

## CHAPTER IV

### ANALYSIS OF FUEL, LUBRICANTS, WATER, AND KILN GASES

THE fuel used chiefly on a cement works is coal or coke. Brief descriptions only are given of the chief methods of analysis; for fuller description, especially of the calorific value determination, the inexperienced reader is recommended to consult larger works.

(57) **COAL.**—In order to obtain an average sample of the fuel, it is best to have a part of the freight set apart as it is being unloaded, say one barrow or grab full in ten, then have this well mixed and reduced to a convenient bulk by the method of quartering. When sampling a large cargo it will be found advisable to obtain several samples and carry out check assays.

When not too large, the whole of the sample brought to the laboratory should be coarsely powdered and quartered, and the portion selected for analysis all ground to pass at least the 90 in.-mesh sieve must be reserved in a well-stoppered bottle or jar.

(58) **Moisture.**—It is well to estimate the moisture as soon after receiving the sample as possible.

Weigh into a weighed platinum capsule .5 or 1 gram of the powdered coal and heat in an air oven at 105° C. for not more than one hour. Cool in a desiccator and weigh rapidly, as dry coal is very hygroscopic.

Loss in weight  $\times 200$  (or 100) = per cent. moisture at 105°.

*Epitome.*

.5 gram in oven at 105° C. for one hour.

(59) **Ash.**—Gently ignite the dried coal over a bunsen burner or in the muffle, first at a low temperature, until all the carbonaceous matter has burnt off. The colour of the ash sometimes indicates its nature.

Cool in a desiccator and weigh.

Total weight – weight of capsule  $\times 200$  = per cent. ash.

*Epitome.*

.5 gram ignited in muffle.

(60) **Volatile Matter.**—One gram of the sample is placed in a large weighed platinum crucible having a well-fitting cover. Heat the crucible with lid on for two minutes over a bunsen burner, or until no inflammable vapours are emitted, and then

for a further period of three minutes over a blast burner. Allow to cool in a desiccator, and weigh.

Loss in weight  $\times 100 =$  volatile matter + moisture per cent.

*Epitome.*

One gram heated in closed crucible for two minutes over bunsen, + three minutes over blast burner.

In order to obtain concordant and comparable results, it is necessary always to perform this operation in exactly the same manner.

The per cent. moisture (56) subtracted from volatile matter + moisture will give the volatile matter.

(61) "Fixed carbon," or better, fixed carbonaceous residue. This is obtained by difference.  
 $\cdot 100 -$  per cent. (moisture + volatile matter + ash) = "fixed carbon."

(62) Coke.—This is not, as a rule, of great importance. The residue left after the determination of the volatile matter is, roughly speaking, coke. It should be tested to see whether it is friable or compact.

Coke may be more accurately determined by placing 1 gram in a covered porcelain crucible placed in a large Battersea round crucible and surrounded and packed well in and covered with powdered charcoal.



The lid of the large pot is luted on with clay, and the whole dried and heated in a wind or gas furnace until it is thoroughly hot.

After being allowed to cool, the porcelain crucible and lid is carefully removed, and the coke brushed out on to a watch glass and weighed.

Weight of coke  $\times 100 =$  per cent. coke.

*Epitome.*

One gram heated in covered crucible in furnace.

(63) **Sulphur.**—Mix 1 or 2 grams of the finely-powdered coal with twice its weight of a mixture consisting of 1 part dry  $K_2CO_3$  and 2 parts  $MgO$  in a capacious platinum crucible and cover with a little more of the fusion mixture; place in muffle at a red heat for half an hour, remove, allow to cool, dissolve and acidulate with  $HCl$ , evaporate to dryness, take up with 10 c.c. of 10E  $HCl$  and a little water, filter off  $SiO_2$ ; dilute filtrate somewhat, and estimate S as  $BaSO_4$  (13).

*Epitome.*

Fuse 1 or 2 grams with  $K_2CO_3$  and  $MgO$  mixture.

Dissolve in hydrochloric acid, remove  $SiO_2$ .

Ppt. with barium chloride solution (13).

(64) **Analysis of Ash.**—Ignite 10 grams or more of the fuel in a platinum capsule until free from carbonaceous material. Use of this 1 gram or

more, and determine  $\text{SiO}_2$ ,  $\text{Al}_2\text{O}_3$ ,  $\text{Fe}_2\text{O}_3$ ,  $\text{CaO}$ , and  $\text{MgO}$  after fusion, as in (17); and, if necessary, upon other portions  $\text{SO}_3$  (30) and  $\text{P}_2\text{O}_5$  (39).

**(65) ANALYSIS OF COKE.**—The methods described under Coal may be used for the determination of moisture (58), ash (59), volatile matter and fixed carbon (60) and (61), and sulphur (63).

A mixture of  $\text{MnCO}_3$  and  $\text{Na}_2\text{CO}_3$  may be used (Neilson's method, *Chemical News*, April 24, 1891, or Phillips, p. 125), instead of the mixture used in (63).

**(66) CALORIFIC POWER OF FUEL.**—For this determination a calorimeter is required. One of the simplest is Lewis Thompson's; but one of the improved forms of this instrument using oxygen gas and having electric ignition is more accurate and satisfactory.

In the ordinary form a known weight (2 grams) of the fuel is mixed with sufficient finely-powdered ignition mixture ( $\text{KClO}_3$  3 parts,  $\text{KNO}_3$  1 part), placed in the copper cylinder and ignited, when all is ready, by means of a fuse.

The cylinder and attachment is immediately plunged into 2000 c.c. of water at a known temperature contained in the special vessel. After combustion the increase of temperature is noted. For details consult Beringer, Phillips, or the instructions given with the instrument.

In the improved forms the coal is made into a pellet and ignited whilst under the water by means of an electric current.

As a rule each instrument requires the use of special factors or corrections, but in every case the result is expressed as calories or the number of units required to raise one unit of water through 1° C.; generally 1 gram is the unit used. The British Thermal Unit is lbs. of water raised 1° F. by 1 lb. of fuel.

$$\therefore \text{Calories} \times \frac{9}{5} = \text{B.T.U.}$$

$$\text{and } \frac{\text{calories}}{537} = \text{evaporative power.}$$

537 being the latent heat of steam.

For use in rotary kilns the character of the coal when burning is of greater importance than the actual calorific power.

(67) **Fineness.**—This is determined in the same way as with cement, the 100-sieve being used. To obtain good results in a rotary kiln the residue should not exceed 5 per cent., the coal should be quite dry and low in ash, and easily combustible.

The methods given above can be used for any class of coal, but it is desirable to use a rather higher temperature or heat for a longer period to estimate the volatile matter in anthracite or steam coal.

Concerning the classification of coals, "Analysis of British Coals," *Colliery Guardian*, may be consulted.

**LUBRICANTS.**—The chief methods of examination only can be mentioned. If much important

work has to be done the chemist is recommended to consult Lewkowitsch's or other large work.

Lubricants may be very roughly divided into three classes—solid, semi-solid, and liquid. Only grease, fats, or oils will be here dealt with, but it may be mentioned that graphite, mineral, and compound lubricants should be free from grit, acid, and alkaline bodies or substances likely to decompose and produce acids, &c.

Before reporting on a lubricant it is necessary to know for what purpose it is intended to be used. The following tests may be considered essential :

**(68) Loss or Gain in Weight on Exposure.**—Into a weighed watch-glass place 1 gram of the oil, and expose in an air or water bath at 100° C. for twelve hours. Allow to cool in a desiccator and weigh.

Loss (or gain) in weight  $\times 100 =$  percentage loss (or gain).

Good mineral oils rarely lose more than 1 per cent. ; some vegetable oils increase in weight owing to oxidation. The residue should not exhibit any sticky or gummy properties.

*Epitome.*

1 gram at 100° for twelve hours.

**(69) Specific Gravity.**—The sp. gr. of oils, liquid at 15°, may be fairly accurately determined by the hydrometer or Westphal balance.

A specific gravity bottle may be used for any oil or fat at any temperature. Weigh the bottle with thermometer stopper, which should be pierced or have a file mark cut to allow excess of oil to escape. Fill with previously boiled distilled water at the temperature to be used. Dry perfectly; cool and weigh. The water content of the bottle will thus be known (A).

By means of a tube or pipette carefully fill the perfectly dry bottle with oil or molten fat, which should be at a slightly lower temperature than that at which the determination is to be made. Raise to the required temperature.

Carefully wipe off excess, allow to cool, and weigh (B).

$$\frac{\text{Weight of oil (B)}}{\text{Weight of water (A) at same temperature}} = \text{specific gravity at stated temperature.}$$

A convenient method to obtain the desired temperature is to place the bottle in a small jar or copper vessel on a hot-air oven.

(70) **Viscosity.**—This is best determined in a standardised Redwood viscosimeter. The viscosity of an oil varies with the temperature at which it is determined. According to Phillips, for ordinary machinery it should be determined at 15°, 30°, and 60° C.; and for cylinder oil at 100°, 120°, and 150° C. In order to obtain the viscosity of an oil, it is heated in an air bath to the required temperature, and poured into the apparatus up to the point of the

gauge. The outer vessel, which may be filled with water, oil, or any other convenient liquid, is then warmed until both it and the oil to be tested are at the required temperature. A plug is then removed and exactly 50 c.c. of oil allowed to run out, and the time taken in seconds noted by means of a stop watch. For comparative results consult tables published by Redwood and others.

(71) **Flash-Point.**—This may readily be ascertained with Abel's flash-point apparatus. With a little practice the principles of the determination can soon be mastered. Full instructions are generally sold with the apparatus, or can be found in the Petroleum Acts or any work on oil analysis. For oils flashing above 100° C. the air bath is heated by means of a small bunsen burner or spirit lamp. The flash-point of an oil should be higher than the temperature that will be obtained during work.

(72) **Free Mineral Acids.**—Shake up 50 grams of the oil with sufficient distilled water in a stoppered flask or bottle, and allow to stand for some time; then separate the oil by means of a separating funnel. To the aqueous extract add a drop of methyl orange solution; a pink colouration will indicate the presence of free mineral acid. If sufficient in amount, titrate back to the neutral tint with  $\frac{N}{10}$  or  $\frac{N}{100}$  NaOH. The nature of the acid must be determined by a qualitative analysis of the extract.  $H_2SO_4$  is the acid most frequently found.

*Epitome.*

Agitate 50 grams of oil with distilled water.

Separate, add methyl orange, and titrate with

$\frac{N}{10}$  or  $\frac{N}{100}$  NaOH.

**(73) Free Fatty Acid.**—Weigh out 50 grams of the oil into a flask, and add 100 c.c. methylated spirit rendered just slightly pink by the addition of a drop or two of phenolphthalein and one drop of E NaOH. Shake up together well. If free fatty acid be present the solution will become colourless.

Titrate with standard  $\frac{N}{10}$  NaOH until a permanent pink colouration is obtained.

One c.c. of  $\frac{N}{10}$  NaOH = ·0282 gram oleic, ·0256 gram palmitic, or ·0284 gram of stearic acid.

With palm oil use only 5 grams.

*Epitome.*

Agitate 50 grams of oil with alcohol and phenolphthalein solution.

Titrate with standard alkali.

**(74) Separation of Fatty and Mineral Oils.**  
—Saponification equivalent. Weigh out 2·5 grams of the oil into a strong flask or bottle; add 25 c.c. of  $\frac{N}{2}$  standard alcoholic KOH. Place the flask, with

the stopper loosely fitted, in a bath of cold water and cause to boil. As soon as the contents of the flask are seen to boil, fix the stopper in tightly and wire it down; replace in the bath, cause the water to boil, and allow the flask to remain for about half an hour, with occasional shaking. Remove from bath and allow to cool; remove stopper and titrate excess of KOH by means of  $\frac{N}{2}$  HCl, using phenolphthalein as indicator.

A blank experiment is conducted at the same time, and thus the exact strength of the alcoholic KOH is ascertained and the amount absorbed by the oil calculated.

The mean percentage of KOH absorbed by the chief fatty oils has been found to be 20.08 per cent.; therefore 4.98 parts of fatty oil are saponified by 1 part of KOH. Then number of c.c. neutralised by oil  $\times 40 \times 4.98 \times .02805 =$  approx. per cent. of fatty oil.

The saponification equivalent is the number of grams of oil decomposed by one litre of a normal alkali (KOH or NaOH solution); therefore

$$\frac{2.5 \times 2000}{\text{No. of c.c.}} = \text{sap. value.}$$

*Epitome.*

Saponify 2.5 grams of oil with 25 c.c. of  $\frac{N}{2}$  KOH.

Titrate excess with  $\frac{N}{2}$  HCl.



**WATER ANALYSIS.**—The examination of a water on a works is usually undertaken to ascertain the suitability for use in boilers, &c., rather than to judge of its fitness for drinking and domestic purposes. As a matter of fact, a works laboratory is rarely suitably equipped or circumstanced to permit of such an analysis being conducted with any hope of obtaining reliable results. The processes necessary to judge of the suitability of water for drinking purposes are therefore only very briefly described.

(75) **Collection of Samples.**—Clear glass Winchester quart bottles are very suitable for collecting and storing water samples. Before being filled with the water to be tested, they should be thoroughly washed until free from all traces of acid, ammonia, &c., that they may have contained. Bottles which have been used for acids should be preferred. Before filling, the bottles should be washed out well with the water under examination; the stopper should be fastened firmly down with string or wire, and sealed. It is well to take and keep sealed bottles of the works water-supply, should there be any possibility of future contamination by neighbouring manufactories. Samples of the works outflow and waste waters should also be kept.

(76) **Colour, Odour, Reaction.**—The colour can be judged by looking down through a tall glass cylinder full of the water; tint or turbidity, if any, should be noted. Odour should be observed; this

will be more noticeable when the water is gently warmed, or half a litre of it well shaken in a wide-mouthed litre flask.

The reaction should be tested by means of a strip of neutral litmus paper; some waters give naturally a slight alkaline reaction. Acidity would most likely be due to contamination with chemical or other works waste, although it is sometimes caused by carbonic acid in solution, which will disappear upon boiling. Waters passing through a peaty soil may also give an acid reaction.

#### (77) Sediment and Suspended Matter.—

The character of any sediment or suspended matter should be noted. If necessary a little may be withdrawn by means of a glass tube and examined under the microscope.

The sediment should be well searched for the lower forms of diatomaceæ and algæ, some of which cause a water to smell as if contaminated with dead fish.

Any great amount of suspended matter may be estimated by filtration of one or two litres of the water through a tared filter. The filter and contents are dried at 100° C. and weighed.

Increase in weight = suspended matter per litre.

The inorganic matter in suspension may be estimated by igniting the filter and contents in a crucible; recarbonate by adding a drop of ammonium carbonate, and ignite again at a low temperature and weigh.

Weight – ash of filter = insoluble mineral matter per litre.

*Epitome.*

Filter 1000 c.c. through tared paper and weigh.

Before proceeding with the chemical analysis it is well to ascertain whether to report as grains per gallon or parts per 100,000. Most engineers will probably prefer results in grains per gallon. It is really unimportant, if the report is to be used by intelligent men, as it is only necessary to multiply grains per gallon by ten and divide by seven or *vice versa* with parts per 100,000 to convert one into the other.

(78) **Total Solids.**—Evaporate 250 c.c. of the water to dryness in a clean dry platinum or porcelain weighed evaporating basin, at first over an argand or bunsen burner, and finally on the water bath. Allow to cool in a good desiccator and weigh rapidly, as the solids are often very hygroscopic.

Weight – weight of dish  $\times 400 =$  parts per 100,000.

*Epitome.*

Evaporate 250 c.c. to dryness and weigh.

(79) A qualitative examination may be made of the solids; if a quantitative analysis is required it will be necessary to evaporate 1000 c.c. or more of the water to dryness. Estimate  $\text{SiO}_2$ ,  $\text{Al}_2\text{O}_3$ ,  $\text{Fe}_2\text{O}_3$ ,  $\text{P}_2\text{O}_5$ ,  $\text{CaO}$ ,  $\text{MgO}$ ,  $\text{CO}_2$ ,  $\text{SO}_3$ , as in ordinary

analysis. (See paragraphs Nos. 5, 7, 8, 9, 11, 13, 14, 39.) NaCl will be found separately. Na and K may be estimated or reported by difference. The chief constituents are  $\text{CaCO}_3$ ,  $\text{CaSO}_4$ ,  $\text{MgCO}_3$ ,  $\text{MgSO}_4$ , and organic matter in solution in the case of peaty waters.

**(80) Chlorine as Chlorides.**—A standard solution of silver nitrate containing 4.790 grams per litre will be required; also a dilute solution of potassium chromate free from chloride. Measure 100 c.c. of the water to be tested into a clean flask and add a drop or two of the chromate solution. Run in the standard silver nitrate solution until a permanent orange tint is obtained. To ascertain the end point needs some little practice, and results should always be duplicated.

Read off from the burette the number of c.c. of silver nitrate used.

Number of c.c. = parts per 100,000 of Cl.

Chlorine  $\times 1.65$  = parts per 100,000 of NaCl.

*Epitome.*

Titrate 100 c.c. with standard silver nitrate, using potassium chromate as indicator.

**(81) Hardness.**—The hardness of a water is a factor of great importance on a works. Hardness is divided into two classes: "permanent," mainly due to sulphates of calcium and magnesium (and the other alkaline earths); and "temporary," due to

the carbonates of these metals, the latter being removable by boiling.

(82) *Estimation of hardness by standard soap solution.*—The following standard solutions are required. Standard hard water made by dissolving without loss 0.2 gram of powdered calcite ( $\text{CaCO}_3$ ) in dilute hydrochloric acid and evaporating to dryness on the water bath several times until quite free from acid. The  $\text{CaCl}_2$  is then dissolved and made up to 1000 c.c. with pure distilled water.

One c.c. = 0.002 gram of  $\text{CaCO}_3$  or 20 parts per 100,000.

(83) *Standard Soap Solution.*—A standard potassium oleate soap solution may be readily prepared by dissolving 80 grams of pure oleic acid in "proof" spirit and exactly neutralising with alcoholic potassium hydrate solution, using a drop or two of phenolphthalein as indicator. The solution is then titrated with the standard hard water (82).

(84) *Standardisation of the Soap Solution.*—Measure 100 c.c. of standard hard water into a clean glass-stoppered bottle, and run the soap solution into the bottle a few c.c. at a time until a lather begins to form; then add the soap solution more cautiously, inserting the stopper and shaking between each addition. When the reaction is nearing completion the contents of the bottle will only give a faint dull sound. Soap solution must be added until a permanent lather, which persists for

at least two minutes, is obtained. The soap solution must be then so diluted that the 100 c.c. of water require exactly 21 c.c. to produce a lather, the extra c.c. being required to produce a lather with 100 c.c. of distilled water.

Suppose the water only requires 16 c.c. of soap, then every 16 c.c. of the solution must be diluted with a mixture of about 2 to 1 alcohol and water to make 21 c.c. Rectified spirit or methylated spirit dehydrated over lime and redistilled must be used, as ordinary methylated spirit produces a ppt. with water.

One c.c. of the standard soap solution will thus =  $1^\circ$  of hardness or 1 part of  $\text{CaCO}_3$  per 100,000. If 70 c.c. of water are taken, results as expressed in degrees on Clarke's scale will be obtained, *i.e.*,  $1^\circ = 1$  grain of  $\text{CaCO}_3$  per gallon.

(85) *To ascertain temporary and permanent hardness of a water.*—Measure 100 c.c. of the water under examination into the titration bottle; or, if the water is known to be very hard, take 50 c.c. and dilute with distilled water. Run in the soap solution cautiously as described until a permanent lather is obtained; deduct 1 c.c. from the amount used; then number of c.c. = degrees of total hardness.

*Epitome.*

Titrate 100 c.c. with standard soap.

(86) *Permanent hardness.*—Boil, in a flask or beaker, 100 c.c. of the water down to a volume of

about 50 c.c. or rather less. Allow to cool, filter or decant, and make up to 100 c.c. again. Titrate with soap solution as before.

No. of c.c. = degrees of permanent hardness.

Total - permanent = temporary hardness.

*Epitome.*

Titrate 100 c.c., after boiling, with standard soap.

(87) *Estimation of hardness by Standard Acid—temporary.*—To 500 c.c. of the water, or less if very hard, tinted with methyl orange, run in from a burette  $\frac{N}{10}$   $H_2SO_4$  until a red colouration is just produced.

Number of c.c. used = parts per 100,000 of  $CaCO_3$  as "temporary hardness."

(88) *Permanent hardness.*—To 250 c.c. of the water add 50 c.c. of  $\frac{N}{10}$   $Na_2CO_3$  solution and boil for about half an hour, or, if magnesium salts be present, evaporate to dryness.

Filter off the ppt., or extract the residue with boiled distilled water, filter and wash; when cool, make the filtrate up to 250 c.c.

Titrate 50 c.c. of the filtrate with  $\frac{N}{10}$   $H_2SO_4$ , using methyl orange as indicator.

Since 10 c.c. of  $\frac{N}{10}$   $Na_2CO_3$  was present in every 50

c.c. of water, then  $10 - \text{number of c.c. of acid used} = \text{number of c.c. of soda removed}$ . Call this  $x$ ; then soda used by the 250 c.c. of water  $= (x \times 5)$ ; as 1 c.c. of  $\frac{N}{10} \text{Na}_2\text{CO}_3 = .005$  gram of  $\text{CaCO}_3$ , then  $(x \times 5) \times .005 \times 400 = \text{parts of CaCO}_3 \text{ per } 100,000 \text{ present as permanent hardness}$ .

(89) *Estimation of hardness in a softened water or water containing soda.*—In a water that gives an alkaline reaction to litmus or methyl orange there can be no permanent hardness, as carbonates of calcium and magnesium will be pptd. on boiling. Boil 250 c.c. or 500 c.c. of the water, filter off ppt., if any, wash and make up filtrate to original bulk, titrate whole or aliquot part of the solution with  $\frac{N}{10} \text{H}_2\text{SO}_4$ , and calculate to  $\text{Na}_2\text{CO}_3$  parts per 100,000.

Number of c.c. of acid used  $\times 200$  (or 400)  $\times .0053 = \text{parts per } 100,000 \text{ Na}_2\text{CO}_3$ .

**Contamination.**—To ascertain whether water is contaminated with sewage or with the products of animal or vegetable decomposition, it is necessary to estimate the free or saline ammonia, and the albuminoid ammonia which is derived from nitrogenous matter, by boiling with alkaline permanganate of potassium.

The following special reagents are required. For full particulars of the process involved a work on water analysis should be consulted.

The estimation must be conducted under conditions



that admit of no contamination from fumes of ammonia, &c. The apparatus and distilled water used must also be quite free from any traces of ammonia or ammonium salts.

(90) *Standard Ammonium Chloride.*—Dissolve 3.137 grams of pure ammonium chloride in ammonia-free distilled water, make up to 1 litre and label as “stock  $\text{NH}_4\text{Cl}$  solution.”

Take 10 c.c. of (90) and dilute to 1000 c.c.

1 c.c. = .00001 gram of  $\text{NH}_3$ .

(91) *Nessler's Reagent.*—Dissolve 35 grams of potassium iodide in about 250 c.c. of distilled water. Then add gradually a cold saturated solution of mercuric chloride, stirring constantly until a faint permanent ppt. is formed; allow to stand and decant off. Then add a cool solution made by dissolving 150 grams of caustic potash in 150 c.c. of water. Add a drop or two of mercuric chloride solution until a slight ppt. is formed. Dilute to 1 litre and allow to stand. Decant off a portion into a smaller bottle for use, and always use a pipette or graduated tube to measure out the required quantity of solution.

(92) *Alkaline Permanganate.*—Dissolve 200 grams of caustic potash in about 800 c.c. of ammonia-free distilled water. Then add 8 grams of potassium permanganate, allow this to dissolve and boil for a short time; when cool, make up to 1 litre.

(93) *Estimation of "Free Ammonia."*—Distil 250 c.c. of the water, or less if very contaminated,

using a large flask fitted to a Liebig's condenser in the usual way. The apparatus must first be well cleaned and boiled out with ammonia-free water until the distillate gives no reaction with Nessler's reagent. The distillate from the water under examination is collected in a series of Nessler tubes, and the operation continued as long as a colouration is produced with 2 c.c. of the reagent (91).

Usually three cylinders are sufficient. To each add 2 c.c. of the reagent and prepare a similar tube using distilled water; measure into it 1 c.c., or more, of the standard ammonium chloride and then add 2 c.c. of Nessler reagent. Tubes are thus prepared to match the tint of each tube of distillate, and the total number of c.c. of standard ammonium chloride required noted.

Number of c.c. used  $\times$  .00001  $\times$  400 = parts of free ammonia per 100,000.

The Nessler reagent must always be added to the ammonium chloride and not *vice versa*. Instead of a flask and Liebig's condenser a large retort fitted to a spherical condenser placed in a bath of water may be used. Quite 100 c.c. of distillate is collected and tested against standard ammonium chloride as described.

*Epitome.*

Distil 250 c.c. of water.

Test distillate with Nessler reagent (91).

(94) *Albuminoid Ammonia*.—To the water remaining in flask or retort add 25 c.c. of the alkaline

permanganate (92) and continue the distillation as long as possible. Then test the distillate as before, and ascertain number of c.c. of ammonium chloride solution required to match depth of tint. The calculation is the same as above.

*Epitome.*

Add 25 c.c. of alkaline permanganate and re-distil.

For interpretation of results consult work on water analysis. See *Appendix 33A* for typical analyses.

(95) *Estimation of Oxygen required to oxidise Organic Matter.*—A standard solution of potassium permanganate is required containing 0.395 gram per litre. Then 1 c.c. = .0001 gram of oxygen.

Into a clean glass bottle or flask place 250 c.c. of water to be tested; then add, from a graduated pipette or tube, 1 c.c. of the standard permanganate solution and about 10 c.c. of dilute sulphuric acid, to which has been added enough permanganate to make it slightly pink. Allow to stand for fifteen minutes at 15° C. If the pink colouration remains, the oxygen absorbed is nil; if it disappears, add another c.c. and continue until the colouration is permanent for one hour.

If the water is likely to use a lot of permanganate solution, take 250 c.c. in flask as before, and 250 c.c. of distilled water in another flask; add 10 c.c. of permanganate and 10 c.c. of the dilute acid to each, and allow to stand for three hours

at the same temperature (15° C.). Then add a drop or two of potassium iodide solution to the distilled water as "check," and titrate with a solution of sodium thiosulphate containing 1 gram per 1000 c.c., using freshly made starch solution as indicator. Note the number of c.c. of thiosulphate required to just remove the blue colour caused by the iodide and starch. Repeat the titration in a similar way with the water under examination.

Note number of c.c. of thiosulphate used. As the distilled water uses up no permanganate, the equivalent in terms of thiosulphate will be known.

(96) *Estimation of Nitrates + Nitrites.*—The total solids from 500 c.c. of water are taken up with a small quantity of distilled water, filtered, and washed. The filtrate, after being evaporated to about 2 c.c., is put into the cup of a nitrometer and then carefully into the instrument, which must be full of clean mercury. The beaker and cup are then washed with a little water which is also allowed to run into the graduated tube; 6 c.c. of 36E  $H_2SO_4$  free from nitrates are then carefully admitted, care being taken not to admit air. Any air or  $CO_2$  bubbles which may be produced are carefully driven out by raising the other limb of the instrument. The tap is again turned off, and the tube and contents carefully but thoroughly shaken for about ten minutes, or until there is no further increase in the volume of gas collected. Allow to cool, and then adjust the level of the mercury in both tubes

until that in the open tube is about one-tenth of the volume of the liquid above the mercury in the closed tube. Read off the volume of nitric oxide (NO) and note temperature and barometric pressure.

Calculate to volume at 0°, and 760 mm. NO contains half its volume of nitrogen, so the gas thus found represents nitrogen in 1000 parts. 1 c.c. of nitrogen weighs .0012544 gram, therefore :

1 c.c. of N (at NTP)  $\times$  .12544 = parts of N per 100,000.

$$N \times 4.5 = \text{HNO}_3.$$

(97) *Estimation of Nitrates using Standard Indigo Solution.*

The following standard solutions are required :

*Indigo Solution.*—Digest 1 gram of pure solid indigo with 10 c.c. of fuming sulphuric acid for several hours on a water bath until all is dissolved. Make the solution up to a volume of two litres with distilled water.

*Standard Nitrate.*—Dissolve 1.603 grams of pure  $\text{KNO}_3$  in one litre of distilled water. This contains the equivalent of 1 gram per litre of  $\text{HNO}_3$ ; for use dilute ten times; then

$$1000 \text{ c.c.} = 0.1 \text{ gram } \text{HNO}_3.$$

*To standardise Indigo.*—Take 10 c.c. of the dilute nitrate solution and 10 c.c. of distilled water in a flask, add 20 c.c. of pure 36E  $\text{H}_2\text{SO}_4$  free from nitrates, and immediately run in from a previously

filled burette the indigo solution, a few drops at a time, until the first brown tint begins to become darker, when the addition may be hastened. The reaction is complete when the solution assumes a decidedly green tint, which is best seen upon dilution. With a little practice the end tint is soon recognised.

$$\frac{.001}{\text{No. of c.c. used}} = \text{strength of indigo per c.c.}$$

*To estimate Nitrate in Water.*—Take 20 c.c. of the water and 20 c.c. of 36E  $\text{H}_2\text{SO}_4$  and titrate as described. If the water contains more than 10 parts of  $\text{HNO}_3$  per 100,000, use 10 c.c. and dilute to 20 c.c. with distilled water.

No. of c.c. used  $\times$  factor  $\times$  50,000 = parts per 100,000 of  $\text{HNO}_3$ .

The indigo should occasionally be checked, as it deteriorates after a time. An estimation can be carried out in less than five minutes.

(98) *Poisonous Metals.*—A drinking water should always be tested for lead, copper, etc., by passing  $\text{H}_2\text{S}$  gas through a quantity of the water contained in a clear glass vessel. No dark colour should be produced. If present, lead may be estimated by evaporating several litres of the water to a small bulk, acidifying slightly with hydrochloric acid and ppt. with  $\text{H}_2\text{S}$ .

Filter, wash, convert into  $\text{PbSO}_4$ , and weigh; or lead may be estimated colorimetrically by comparison of the depth of tint produced by adding  $\text{H}_2\text{S}$  to

a known amount of water, and also to a standard dilute solution of lead nitrate.

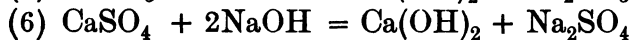
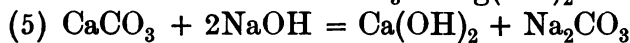
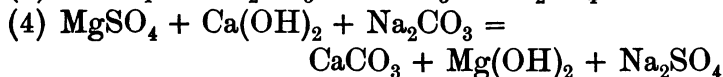
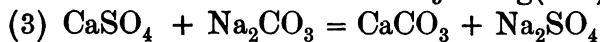
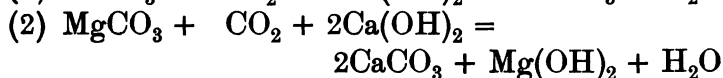
*Epitome.*

Pass  $H_2S$  through at least 1 litre of water.

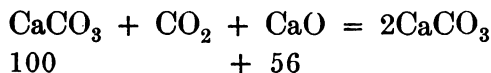
Estimate as  $PbSO_4$  or colorimetrically.

**Water softening.**—Many systems of water softening are in vogue; they are nearly all based upon the removal of carbon dioxide and consequent precipitation of calcium carbonate by means of lime, or precipitation of carbonate and sulphates by means of soda ash ( $Na_2CO_3$ ) or caustic soda ( $NaOH$ ).

The following are the principal reactions involved :



The following illustrates the method of calculating the amount of lime required per 1000 gallons, the  $CaCO_3$  present being known from the temporary hardness or by analysis of the total solids :



100 parts of  $\text{CaCO}_3$  requires 56 parts of quicklime ( $\text{CaO}$ ).

The water has say 15 parts of  $\text{CaCO}_3$  per 100,000.

1000 parts of water contain .15 of  $\text{CaCO}_3$

therefore „ „ require  $\frac{56 \times .15}{100}$

$\therefore \frac{56 \times .15 \times 70}{100}$  = grains of  $\text{CaO}$  per gallon.

$\frac{56 \times .15 \times 70 \times 1000}{100}$  = grains of  $\text{CaO}$  per 1000 gallons,

or  $56 \times .15 \times 700 = 5880$  grains ;

there are 7000 grains per lb. (16 oz.)  $\frac{5880 \times 16}{7000}$

= oz. per 1000 gallons ; or as one equation.

$$\frac{56 \times \text{degrees of hardness} \times 16}{1000}$$

In actual calculations the percentage of  $\text{CaO}$  in the lime used must be known (140) and allowed for. Slaked lime is always used in practice ; the equation then becomes

$$\frac{74 \times \text{degrees of hardness} \times 16}{1000} = \text{oz. of } \text{Ca}(\text{OH})_2$$

per 1000 gallons

And  $\frac{74 \times \text{hardness} \times 16 \times 100}{1000 \times \text{per cent. of } \text{Ca}(\text{OH})_2 \text{ in lime}}$   
= oz. per 1000 gallons of slaked lime required.

As the amount of  $\text{CO}_2$  in the water always largely exceeds that required to keep the  $\text{CaCO}_3$  in solution, the above calculation will only give approximately the amount of lime to be actually used.

The following method of ascertaining the amount



of lime (CaO) required per million parts of an ordinary water is taken from a paper by Mr. W. D. Collins in the *Engineering Record*, February 16, 1907 (U.S.A.):

(99) *Excess of CO<sub>2</sub>*.—Titrate 100 c.c. of the water with  $\frac{N}{50}$  Na<sub>2</sub>CO<sub>3</sub> solution free from bicarbonate, using phenolphthalein as indicator.

No. of c.c. used  $\times 10 =$  CaCO<sub>3</sub> equivalent of CO<sub>2</sub> (a).

(100) *Temporary hardness*.—Titrate 100 c.c. of the water with  $\frac{N}{50}$  H<sub>2</sub>SO<sub>4</sub> in a 200-c.c. graduated flask, using methyl orange as indicator.

No. of c.c. used  $\times 10 =$  parts per million of CaCO<sub>3</sub> (b).

(101) *Magnesia*.—Heat to boiling in the 200-c.c. flask the neutralised water (100); boil for fifteen minutes, add 25 c.c. of saturated lime water. Make up to 200 c.c. at temperature of room. Filter into a graduated cylinder, reject first 50 c.c., titrate next 100 c.c. with  $\frac{N}{50}$  H<sub>2</sub>SO<sub>4</sub>, using methyl orange as indicator.

Repeat, using distilled water.

Difference = amount of H<sub>2</sub>SO<sub>4</sub> which has been neutralised by Ca(OH)<sub>2</sub> required to ppt. MgO.

This No. of c.c.  $\times 20 =$  parts per million of CaCO<sub>3</sub> equivalent to magnesia (c).

(102) *Permanent hardness*.—Boil 250 c.c. of the water in a porcelain dish. Add 25 c.c. of  $\frac{N}{10}$  soda reagent (equal parts  $\text{Na}_2\text{CO}_3$ ,  $\text{NaOH}$ ), and boil for ten minutes. Filter, make up to 250 c.c., and titrate 100 c.c. with  $\frac{N}{50}$   $\text{H}_2\text{SO}_4$ . Repeat, using distilled water. Difference in number of c.c. of  $\text{H}_2\text{SO}_4$  required = soda reagent used.

This number  $\times 10$  = parts per million of  $\text{CaCO}_3$  as permanent hardness ( $d$ ).

(103) Then  $a + b + c \times .56$  = parts per million of  $\text{CaO}$  required to soften water.

$d \times 1.06$  = parts per million of soda required to remove permanent hardness.

#### GAS ANALYSIS. Collection of Samples.

—A sample of rotary kiln or furnace gas can best be obtained at the base of the shaft. For this purpose a brass or copper tube sufficiently long is introduced through an eye-hole or an opening especially made.

The length of tube inserted in the furnace should have holes pierced in the sides in order to obtain a sample of the gas from as many different points as possible.

In order to prevent corrosion by acid gases, the tube may be dipped in a strong solution of borax and dried; upon becoming heated the borax fuses and forms a protective glaze. Aspirators of metal or glass may be purchased, but for ordinary use a

very effective one can be easily constructed from a Winchester quart bottle as follows :

(104) Fit the bottle with a sound cork or rubber bung pierced with two holes. The cork is fitted with two glass tubes bent at right angles, one being sufficiently long to reach to the bottom of the bottle, the other only just passing through the cork.

When the apparatus is to be used a glass or rubber tube sufficiently long to reach below the level of the bottom of the bottle is attached to the longer interior tube, the bottle is filled with water and suction applied to this tube ; the water is thus syphoned off, and the gas enters the other tube and fills the bottle. The rate of aspiration may be regulated by placing a screw clamp on the rubber connection. By preparing a number of bottles fitted in a similar way, but the glass tubes bearing glass stop-cocks, any number of samples of gas may be obtained with the use of one aspirator.

(105) The apparatus is fitted up as follows Place the sampling tube in the flue ; to the end protruding attach a wash bottle or a dust trap consisting of a tube loosely packed with asbestos or cotton wool ; connect this to the sample bottle and that in turn to the aspirator, making sure beforehand that all connections and stoppers are absolutely gas tight. Before sealing off and disconnecting the sample bottle, aspirate at least twice its volume of gas through the apparatus in order to remove air

and to saturate the wash water with the gas under examination.

*Analysis of Gases in the Hempel Apparatus.*—In kiln or furnace gas it is necessary to estimate the following constituents when present: Carbon dioxide, carbon monoxide, oxygen, nitrogen, and hydrocarbons. For a description of the apparatus, mode of fitting together, and other details Hempel's *Gas Analysis* should be consulted.

The following solutions for absorption are required :

(106) *For Carbon Dioxide.*—Dissolve 160 grams of KOH in 130 c.c. of distilled water.

(107) *For Oxygen.*—Dissolve 10 grams of pyrogallol in 200 c.c. of potash solution (106).

(108) *For Carbon Monoxide.*—Dissolve a mixture of 86 grams of copper oxide (CuO) and 17 grams of copper filings in 1086 grams (969 c.c.) of hydrochloric acid of sp. gr. 1.124, adding the mixture to the acid slowly with frequent stirring. Store in a bottle containing metallic copper.

(109) *Filling the Burette.*—Connect a piece of capillary glass tube to the top of the measuring tube of the burette by means of a piece of stout rubber tubing, which should carry a clip and be wired on. Fill the pressure tube with water saturated, if possible, with the gas under examination; raise the tube, thus causing the water to enter the measuring tube until it issues from the capillary

tube. Close the clip and connect to the aspirator by means of another piece of short rubber tube. All rubber connections should be wired on. Lower the pressure tube and open the clips until the gas to be analysed is drawn in and rather more than 100 c.c. are contained in the measuring tube.

Close the clips and disconnect from the aspirator, which must, of course, be again securely sealed up. Now close the long rubber tube between the pressure and measuring tubes. Raise the pressure tube and open the clip to allow water to flow into the measuring tube until it just reaches the graduation. Again close the clip on the connecting tube and open the top of the measuring tube; excess of gas will escape, and exactly 100 c.c. will remain at atmospheric pressure; close the clips.

For technical work it is not necessary to note barometric pressure or temperature, provided they do not alter during the examination.

(110) *Estimation of Carbon Dioxide.*—Fill an ordinary absorption burette with the potash solution (106) by means of a funnel attached to the tube connected with the reservoir bulb. Then, by means of suction, draw the solution into the other (absorption) bulb until it almost completely fills the capillary tube; thus practically all air is excluded from the apparatus. Such an amount of reagent must be used that it will be contained by the reservoir bulb when it is driven back by the gas from the pipette. Having filled the burette, note the position of the

reagent in the capillary tube and bring it to the same position between each reading. Attach the pipette by means of the connecting capillary tube and rubber joint.

Open the pinch-cocks and raise the pressure tube, thus causing the gas to enter the burette. Allow the water to fill the connecting capillary tube, close the pinch-cocks, and gently shake the contents of the burette in order to present a larger surface of the reagent to the gas. Allow to stand for at least five minutes. Cause the gas to return to the pipette by lowering the pressure tube, adjust the level of the water, allow to stand for a few minutes, and then read off the volume of the gas. Repeat the operation until a constant volume is obtained.

100 - reading = volume of carbon dioxide per cent.

*Epitome.*

Treat 100 c.c. with potash solution in gas pipette.

(III) *Estimation of Oxygen.*—The pipette is replaced by a "double" one containing alkaline pyrogallate solution (107), and the absorption process repeated.

Diminution in volume = oxygen per cent.

(II2) *Estimation of Carbon Monoxide.*—The pipette is replaced by one containing acid cuprous chloride (108), and the absorption process repeated.

Diminution in volume = carbon monoxide per cent.

(113) *Nitrogen*.—The residual gas is generally taken as consisting of nitrogen, and this is the case when the furnace is working properly. Should there be an insufficient supply of air, there may be hydrocarbons or hydrogen present.

(114) *Estimation of Combustible Gases*.—About 30 c.c. of the residual gas are made up to 75 c.c. with oxygen, and the exact volume noted. The mixture is then fired in an explosion pipette or eudiometer by means of an electric spark. The contraction in volume is noted and the gas passed into the pipette containing potash solution (106), which absorbs the  $\text{CO}_2$  formed, and the volume again noted.

The volume of hydrogen and methane may be calculated as follows :

Let  $x$  = contraction due to firing.  
 $y$  = „ after absorption of  $\text{CO}_2$ .  
 Vol. of hydrogen equals  $\frac{2}{3}(x - 2y)$   
 „ methane equals  $y$ .

The percentage is then calculated as follows :

$$\frac{\text{Vol. of hydrogen or methane} \times \text{Vol. of residual gas}}{\text{Vol. taken for combustion}} \times 100.$$

(115) *Analysis with the Orsat Apparatus*.—This is a portable apparatus consisting of a measuring burette and absorption pipettes, which are filled with the usual reagents. Some forms of the apparatus also have a palladium tube for the determination of

the combustible gases. According to Hempel, there are several sources of inaccuracy.

Full instructions are usually supplied with the instrument. It is a convenient apparatus for control work.

(116) *To determine Conditions of Combustion in a Rotary Kiln.*—Let  $N$  = total per cent. of nitrogen found by analysis, and  $O$  = total per cent. of oxygen found by analysis.

The amount of nitrogen ( $N_1$ ) corresponding to amount of air really useful in combustion is  $N_1 = \text{nitrogen} - 3.76 \text{ oxygen}$ .

Without calculating the amount of air itself, we can obtain a ratio between the air introduced and the air used, thus :

$$\frac{100 N}{N - 3.76 \text{ oxygen}}$$

gives a value either more or less than 100. If a ratio above 100 is found, it shows that excess of air is being used, and *vice versa*, in which case combustible and reducing gases will be found. In a rotary kiln there should always be a slight excess of oxygen to prevent the formation of ferrous compounds in the clinker.

The above calculations are from vol. iii. *Geo. Survey Ohio*, by Professor Orton.



## CHAPTER V

### CEMENT ANALYSIS

(117) **Accurate Methods.**—Weigh out into a 6-in. flat porcelain or platinum dish 0.5 gram of the cement. Add a little distilled water, and rotate the dish to prevent setting; then add 25 c.c. of pure 10E HCl, place on a sand or water bath, and evaporate to dryness. Cover with a clock glass, and bake on a hot plate at a temperature of 200° C. for at least one hour. Remove from hot plate, and allow to cool. Add 25 c.c. of 10E HCl and about the same amount of water, warm for a few minutes on the sand or water bath until the insoluble matter is quite free from iron compounds. Filter through a 12.5-cm. black band filter paper, wash by decantation, remove every trace of silica adhering to the dish by means of a rubber-tipped glass rod. Wash with hot water until quite free from chloride. Return the filtrate to the dish, and again evaporate to dryness on the sand bath.

Take up with 25 c.c. 10E HCl and water, digest if necessary, filter off any trace of silica through a 9-cm. paper, and wash well. Dry and ignite the

two residues together for at least one hour in a good muffle furnace.

Weight - ash of filters  $\times$  200 = silica + insoluble.

(118) **Alumina and Ferric Oxide.**—Return the filtrate from (117) to the evaporating dish, add a drop or two of bromine water, and bring nearly to the boiling-point over an argand burner or on a hot plate. Cautiously add a slight excess of 10E  $\text{NH}_4\text{OH}$ , and gently heat until nearly all the excess of ammonia has been driven off. Filter through a 15-cm. black band paper, using a “cut funnel”; wash slightly, and collect the filtrate in a large Phillips beaker. Pierce a hole in the filter paper and wash the ppt. back into the original dish. Without removing paper from the funnel, drop on to it 15 c.c. of 10E  $\text{HCl}$ , and wash down into the dish with about 20 c.c. of hot water. Re-precipitate the alumina and iron oxide as before, filter, and wash thoroughly and rapidly, well churning up the ppt. Dry, and ignite in muffle for one hour, cool in desiccator and weigh.

Weight - ash of filter  $\times$  200 = per cent. of  $\text{Al}_2\text{O}_3 + \text{Fe}_2\text{O}_3$ .

(119) **Lime (CaO).**—Evaporate the filtrate (118) somewhat, if necessary, and heat nearly to boiling; add about 20 c.c. of 5E  $\text{NH}_4\text{OH}$ , boil and add at least 30 c.c. of boiling  $\frac{3\text{E}}{5}$  ammonium oxalate solution, and continue to boil for five minutes. Allow to

stand in a warm place, if possible, for at least one hour. Filter through a Swedish or white band 15-cm. paper and wash. The filtrate and first washings are reserved for MgO determination (121).

Continue the washings until a drop of the filtrate does not discolour an acidified very dilute solution of potassium permanganate. Estimate CaO by means of standard solution of permanganate, as described in (9); or as CaSO<sub>4</sub> (10).

(120) For very accurate work ignite the wet ppt. in a platinum crucible over a small bunsen burner. Place in a large beaker, dissolve ppt. in redistilled 10E HCl, dilute with 150 c.c. of water, warm, add slight excess of 10E NH<sub>4</sub>OH, filter off any traces of alumina, reprecipitate with ammonium oxalate, and estimate the CaO as before, or ignite in good muffle to constant weight.

Weight of CaO - filter ash  $\times$  200 = per cent. CaO.

(121) **Magnesia (MgO).**—The filtrate or filtrates from (119) are evaporated nearly to dryness in the large dish. Add 30 c.c. of pure 16E HNO<sub>3</sub>, evaporate to dryness, and continue heating on the hot plate until all ammonium salts are volatilised. Remove from plate and dissolve residue in 5 c.c. of 10E HCl and about 20 c.c. of distilled water. Add one drop of bromine water and slight excess of 10E NH<sub>4</sub>OH, boil carefully for a few minutes and then filter off any ppt. through a 5-cm. black band paper. If not exceeding 0.002 gram, ignore. Collect filtrate in a 200-c.c. beaker, add 10 c.c. of 20E NH<sub>4</sub>OH and

5 c.c. of  $\frac{2E}{3}$   $\text{Na}_2\text{HPO}_4$  solution. Stir well with a rubber-tipped rod, and allow to stand in a cool place over night.

Filter through a 7 or 9 cm. filter paper, wash by decantation, using 5E  $\text{NH}_4\text{OH}$ ; then transfer ppt. to the paper, remove by means of the rubber-tipped glass rod any particles adhering to the sides of the beaker, and continue to wash until free from chlorides. The ppt. may be ignited while moist in a platinum or porcelain crucible in the muffle furnace or over a good burner for half an hour. Cool in a desiccator and weigh as  $\text{Mg}_2\text{P}_2\text{O}_7$ .

Weight of ppt.  $\times \frac{40}{111} \times 200 =$  per cent. of  $\text{MgO}$   
(see *Appendix*, 25A). The ppt. before washing may be dissolved in a little warm water and a drop of hydrochloric acid, and reprecipitated by addition of 1 c.c. of  $\frac{2E}{3}$   $\text{Na}_2\text{HPO}_4$  and excess of ammonia.

(122) **Alkalies.**—These are generally estimated by difference; they may be estimated directly by the Lawrence Smith method as described under Clay (31), or as follows.

Treat one gram of cement in a large platinum dish, as for ordinary analysis for estimation of  $\text{SiO}_2$ ,  $\text{R}_2\text{O}_3$ ,  $\text{CaO}$ . Evaporate filtrate from  $\text{CaO}$  determination to dryness in a platinum dish carefully. Ignite residue until free from ammoniacal salts, cool, then add 5 c.c. of water and brush in about 1 gram

of powdered oxalic acid crystals. Evaporate carefully to dryness and ignite as before. Treat the residue with about 20 c.c. of hot distilled water, filter, and wash; residue consists of MgO and may be weighed as such.

The filtrate is made acid with 10E HCl and evaporated to dryness very carefully in a weighed platinum dish. Cool in a desiccator and weigh.

$$\text{Weight} = \text{NaCl} + \text{KCl}.$$

Na<sub>2</sub>O and K<sub>2</sub>O can then be estimated as under 31A.

#### *Epitome.*

Separate SiO<sub>2</sub>, Al<sub>2</sub>O<sub>3</sub>, Fe<sub>2</sub>O<sub>3</sub>, CaO.

Evaporate to dryness, add oxalic acid and water, evaporate to dryness, take up with water, filter and wash. Acidify filtrate with hydrochloric acid and evaporate.

Separate KCl and NaCl by means of platinum chloride (see 31A).

**(123) Ordinary Method of Analysis for Technical Purposes.** *SiO<sub>2</sub> and insoluble.*—Weigh out 0.5 gram of cement into a 6-inch porcelain dish, add a little water, swirl round, and add 25 c.c. 10E HCl. Evaporate to dryness on hot plate, cover, and bake for one hour. Remove from hot plate, and when nearly cool take up with 25 c.c. 10E HCl and water. Digest, if necessary; filter off SiO<sub>2</sub> + insoluble, clean dish, well wash, ignite and weigh.

$$\text{Weight} \times 200 = \text{per cent. silica and insoluble.}$$

(124)  $Al_2O_3$ ,  $Fe_2O_3$ .—To filtrate from (123) contained in the large dish add a drop or two of bromine water and slight excess of 10E  $NH_4OH$ ; gently boil off excess of ammonia, filter through a black band rapid paper, wash well, ignite and weigh

$$\text{Weight} \times 200 = \text{per cent. } Al_2O_3, Fe_2O_3.$$

(125)  $CaO$ .—Boil filtrate from (124) in a large Phillips beaker, add slight excess of ammonia and 50 c.c. of boiling  $\frac{3E}{5}$  ammonium oxalate, boil for three minutes, allow to stand for half an hour, filter, wash well, and estimate by means of standard permanganate (9).

(126) Evaporate filtrate from (125) nearly to dryness, add 30 c.c. of 16E  $HNO_3$  and drive off ammonium compounds. Take up with a few drops of hydrochloric acid and a little water. Add slight excess of ammonia, filter off any ppt., to filtrate add 10 c.c. 10E  $NH_4OH$  and 5 c.c. of  $\frac{2E}{3}$   $Na_2HPO_4$ , stir well or shake in a stoppered bottle vigorously, allow to settle, filter, wash with 5E  $NH_4OH$ , and weigh as  $Mg_2P_2O_7$  (25A).

$$\text{Weight} \times \frac{40}{111} \times 200 = \text{per cent. } MgO.$$

*Epitome.*

Treat 0.5 gram cement with 25 c.c. hydrochloric acid, and evaporate to dryness. Bake one hour, allow to cool, take up with 25 c.c.

hydrochloric acid. Filter, wash, ignite, and weigh =  $\text{SiO}_2$  + insoluble. Ppt.  $\text{Al}_2\text{O}_3$ ,  $\text{Fe}_2\text{O}_3$  with ammonia. Filter, wash, ignite, and weigh =  $\text{Al}_2\text{O}_3$ ,  $\text{Fe}_2\text{O}_3$ . To filtrate add boiling ammonium oxalate + ammonia. Filter, wash, estimate =  $\text{CaO}$ . Evaporate filtrate nearly to dryness, add 30 c.c. nitric acid, drive off all Am. salts. Dissolve in dilute hydrochloric acid, ppt. and filter off traces of  $\text{Al}_2\text{O}_3$ ,  $\text{Fe}_2\text{O}_3$ ; ignore ppt. To filtrate add ammonia + sodium phosphate, agitate, allow to settle, filter, wash with 5E  $\text{NH}_4\text{OH}$ , ignite and weigh as  $\text{Mg}_2\text{P}_2\text{O}_7$ ; calculate to  $\text{MgO}$ .

(127) **Insoluble Residue.**—Weigh out into a 5-in. flat porcelain dish 0.5 gram of cement. Add a little distilled water and rotate to prevent setting; then add 10 c.c. of 10E HCl and place on the hot plate for ten minutes or a quarter of an hour. It is not essential that the contents of the dish should be evaporated to dryness, but it is preferable to do so, if time permits.

Add, in either case, 10 c.c. of 10E HCl and about 25 c.c. of water, allow insoluble matter to settle, filter through a 9-cm. black band paper, wash at least three times by decantation, allowing as little of the insoluble matter as possible to leave the dish. Finally, wash back into the dish any particles adhering to the filter paper without removing latter from the funnel. The filtrate is used for estimation of  $\text{SO}_3$  (128). To the contents of the dish add

10 c.c. of 3E  $\text{Na}_2\text{CO}_3$  solution and boil for ten minutes. Filter rapidly through the paper previously used, and wash with boiling water until a drop of the filtrate leaves no residue upon evaporation. Dry, ignite, and weigh.

Weight - filter ash  $\times 200$  = per cent. insoluble residue.

The weight so obtained is subtracted from the total  $\text{SiO}_2$  and insoluble residue (123).

*Epitome.*

Treat 0.5 gram with warm hydrochloric acid.

Filter, wash by decantation.

Boil residue with 10 c.c. sodium carbonate solution.

Filter, wash, ignite, and weigh.

(128) Sulphuric Anhydride ( $\text{SO}_3$ ).—Boil in a 10-oz. Phillips beaker the filtrate from (127), and whilst still boiling add drop by drop 10 c.c. of E  $\text{BaCl}_2$  solution; after five minutes allow to settle in a warm place for at least two hours, if possible. Filter through a 7-cm. No. 417A Max Dreverhoff paper, wash with warm water until quite free from chloride. Dry, ignite, and weigh as  $\text{BaSO}_4$ . The damp paper may be placed in the mouth of the muffle furnace and ignited therein afterwards with out much fear of an inaccurate result.

Weight of  $\text{BaSO}_4 \times \frac{80}{233} \times 200$  = per cent.  $\text{SO}_3$ .



*Epitome.*

Precipitate with barium chloride solution.

Wash, ignite, and weigh as  $\text{BaSO}_4$ .

(129) **Sulphur as Sulphide.**—Sulphides, if present in sufficient amount, may be estimated by the following method. Treat 0.5 or 1 gram of cement with a little water in the usual way, then add 25 c.c. of 16E  $\text{HNO}_3$ , warm and evaporate gently to dryness, allow to cool, and take up with 10 c.c. of 10E  $\text{HCl}$  and water. Filter off silica and wash.

To the filtrate add 10 c.c. of E  $\text{BaCl}_2$  solution and treat as in (128). From the weight of  $\text{BaSO}_4$  obtained deduct the equivalent found when estimating  $\text{SO}_3$ . The excess  $\text{BaSO}_4 \times 0.137 \times 200$  (or 100) = per cent. sulphur as sulphide.

*Epitome.*

Treat with nitric acid, evaporate, take up with hydrochloric acid, filter and wash.

To filtrate add  $\text{BaCl}_2$  solution, filter, wash, weigh as  $\text{BaSO}_4$ .

The sulphur found as sulphide may be calculated to calcium sulphide,  $\text{CaS}$ , thus :

Weight of  $\text{BaSO}_4 \times 0.30895 \times 200 = \text{CaS}$ ,

in which case the equivalent must be deducted from the lime ( $\text{CaO}$ ) found. One per cent. of  $\text{CaS} = 0.78$  per cent.  $\text{CaO}$ . In like manner  $\text{SO}_3$  may be converted into  $\text{CaSO}_4$ .

$$\text{Weight of BaSO}_4 \times \frac{136}{233} \times 200 = \text{CaSO}_4.$$

For each 1 per cent. of  $\text{CaSO}_4$  deduct 0.41 per cent. from the CaO found.

**(130) Loss on Ignition.**—0.5 gram is ignited in a platinum capsule for ten minutes in a muffle furnace. The temperature should not exceed  $800^\circ\text{C}$ ., or there will be a loss of  $\text{SO}_3$ .

$$\text{Loss in weight} \times 200 = \text{loss on ignition}(\text{CO}_2 + \text{H}_2\text{O}).$$

**Carbon Dioxide.**—If necessary this may be estimated by treating 5 grams with hydrochloric acid in the absorption apparatus as described in (14).

**(131) R. K. Meade** (*Portland Cement*) recommends the use of a Shimer crucible. This consists of a platinum crucible provided with a water-jacketed stopper and reservoir for supplying water to the latter. From 1 to 3 grams of cement are placed in the crucible and covered with ignited asbestos. The crucible is heated by means of a bunsen burner after starting a flow of hot water through the stopper. The gas is aspirated through potash bulbs and calcium chloride tubes in the usual way. Finally the crucible is heated over a blast burner. The absorption apparatus is weighed; increase of weight equals  $\text{CO}_2$ . If the cement contains any unburnt carbonaceous material this causes an error. The carbon may be estimated by treating the cement with acid, filtering through asbestos, and then igniting residue in the crucible. For details see work cited.

(132) **Rapid Method for Estimation of Lime in a Cement.**—Weigh 0.5 gram of cement into a dry wide-form 800-c.c. beaker, add about 10 c.c. of distilled water, and rotate to prevent setting, then add 20 c.c. of 10E HCl. Warm until solution is complete. Dilute to about 250 c.c. with warm water, boil for a few minutes, then exactly neutralise with 10E  $\text{NH}_4\text{OH}$ , using methyl orange as indicator. To the boiling solution add 10 c.c. of  $\frac{3\text{E}}{2}$  (concentrated) oxalic acid solution, boil for one minute, then add 70 c.c. of  $\frac{3\text{E}}{5}$  ammonium oxalate solution. Boil for seven minutes, remove from heat, allow to settle, and filter through a 15-cm. black band paper. Wash several times by decantation, using plenty of hot water; then transfer to filter paper and wash until a drop of the filtrate acidified with sulphuric acid will not decolourise water faintly tinged with permanganate. About 700 c.c. of wash water will be required; with practice, always using the same quantity of reagents, one can readily gauge the amount of warm water to use.

Remove the filter from the funnel, open and lay against the sides of the beaker in which precipitation was made. Wash ppt. from the paper into the beaker. Add 30 c.c. or sufficient 5E  $\text{H}_2\text{SO}_4$ , warm, titrate with standard permanganate, of which the strength in terms of CaO is known.

$$\text{No. of c.c. used} \times \text{factor} \times 200 = \text{CaO.}$$

(133) *The permanganate* is best standardised against pure Iceland spar, taking a known weight of spar and following through the process described (132). A convenient strength is obtained by using 6-7 grams of permanganate per litre.

(134) **ANALYSIS OF GYPSUM, PLASTER, KEENE'S CEMENT, Etc.**—All these bodies consist of calcium sulphate in one form or another. The necessary estimations include silica + insoluble matter, alumina and iron oxide, lime, magnesia, sulphuric anhydride, and water.

(135) **Silica and Insoluble.**—Weigh out into a porcelain or platinum dish 1 gram of the finely powdered material. Add a little water and rotate to prevent setting. Add 10 c.c. 10E HCl and evaporate carefully to dryness. Take up with 25 c.c. of 10E HCl and water. Digest, if necessary; filter off through a small filter paper any insoluble matter, wash well, dry, ignite, and weigh.

Weight - filter ash  $\times 100$  = per cent. insoluble.

(136) Make the filtrate up to 500 c.c. and divide into two parts of 250 c.c. each.

**Alumina + Ferric Oxide, Lime, and Magnesia.**—In one portion estimate  $\text{Al}_2\text{O}_3$ ,  $\text{Fe}_2\text{O}_3$ ,  $\text{CaO}$ , and  $\text{MgO}$  by the ordinary methods.

(137) **Sulphuric Anhydride.**—Place the other portion of 250 c.c. in a fairly large beaker and bring to the boil; whilst gently boiling, add 20 c.c. of

E  $\text{BaCl}_2$  drop by drop. Allow ppt. to settle, filter, wash, ignite, and weigh.

Weight – filter ash  $\times 0.34291 \times 200 =$  per cent.  $\text{SO}_3$ .

This may be converted into  $\text{CaSO}_4$  as shown under (129).

(138) **Water.**—Ignite 0.5 gram in a platinum crucible in the muffle at a temperature of about  $400^\circ \text{C}$ . for twenty minutes. Care must be taken to avoid loss of  $\text{SO}_3$  or reduction to sulphide.

Loss in weight  $\times 200 =$  per cent.  $\text{H}_2\text{O}$ .

(139) **ESTIMATION OF CAUSTIC LIME ( $\text{CaO}$ ) IN BURNT LIME.**—The material under examination should be sampled, crushed, and finely powdered as rapidly as possible. The original sample should be stored in an air-tight receptacle, and the portion for analysis placed in a dry weighing tube.

(140) **Estimation of  $\text{CaO}$ .**—Transfer about 0.5 gram of the finely powdered sample into an Erlenmeyer flask containing about 250 c.c. of air-free distilled water. Boil gently for five minutes, close the flask with a cork bearing a soda-lime tube, and allow to cool. When quite cold, titrate with  $\frac{N}{10} \text{HCl}$ , using phenolphthalein as indicator; allow the flask to remain some time to see if the pink colouration returns.

$$\frac{\text{No. of c.c. used} \times 0.028 \times 100}{\text{weight taken}} = \text{per cent. CaO.}$$



## APPENDIX





## APPENDIX

### EXAMPLES OF CALCULATIONS OCCURRING DURING ANALYSIS

(1A) **Clay Analysis.**—Conversion of insoluble into felspar (21).

Found. Insol. 12·88 per cent. containing 1·71 per cent.  $R_2O_3$  :

$$\begin{array}{r}
 \text{then } 1\cdot71 \times 3\cdot5 = 5\cdot98 \text{ per cent. } SiO_2 \\
 1\cdot71 \times 0\cdot6 = 1\cdot02 \quad \text{,,} \quad Na_2O \\
 + TiO_2 \text{ found} \quad \cdot24 \\
 + R_2O_3 \quad \text{,,} \quad \frac{1\cdot71}{8\cdot95}
 \end{array}$$

$$12\cdot88 - 8\cdot95 = 3\cdot93 \text{ per cent. of quartz.}$$

Report as follows :

$$\begin{array}{r}
 \text{Insoluble matter } 12\cdot88 \left\{ \begin{array}{l} SiO_2 = 5\cdot98 \\ Al_2O_3 = 1\cdot71 \\ Na_2O = 1\cdot02 \\ TiO_2 = \cdot24 \\ Quartz = 3\cdot93 \\ \hline 12\cdot88 \end{array} \right\} \text{felspar}
 \end{array}$$

(2A) To ascertain proportions of limestone and shale to obtain desired mixture.

*Ultimate Analysis.*

Limestone.		Shale.
SiO <sub>2</sub>	= 5.96	49.74
Al <sub>2</sub> O <sub>3</sub>	= 2.00	15.98
Fe <sub>2</sub> O <sub>3</sub>	= 0.90	8.00
CaO	= 49.38	9.08
MgO	= 1.12	4.03
Loss on ignition	= 40.12	10.04
Alkalies and loss	= 0.52	3.13
	100.00	100.00

*Calculation.***Limestone.**

$$\begin{aligned} \text{SiO}_2 &= 5.96 \times 2.8 = 16.688 \\ \text{Al}_2\text{O}_3 &= 2.00 \times 1.1 = 2.200 \\ &\hline &18.888 * \end{aligned}$$

**Shale.**

$$\begin{aligned} \text{SiO}_2 &= 49.74 \times 2.8 = 139.272 \\ \text{Al}_2\text{O}_3 &= 15.98 \times 1.1 = 17.578 \\ &\hline &157.850 \end{aligned}$$

$$\begin{array}{r} \text{CaO} = 49.380 \qquad \qquad \qquad 157.85 \\ - 18.888 * \qquad \qquad \qquad - \text{CaO in shale } 9.08 \\ \hline y = 30.492 \qquad \qquad \qquad x = 148.77 \end{array}$$

$$\text{Then } \frac{148.77 \times 100}{30.492} = 487.9$$

Therefore 100 parts of shale should require 487.9 parts of limestone, or

Limestone 4.8 parts  
Shale 1.0 part

(3A) To produce mixture containing 75 per cent.  $\text{CaCO}_3$ ; same materials.

$\text{CaCO}_3$  in limestone = 88·18 per cent.

Per cent. required =  $\frac{75\cdot00}{\quad}$  „

Shale required = 13·18 parts.

Per cent. required = 75·00

$\text{CaCO}_3$  in shale =  $\frac{16\cdot21}{\quad}$

Limestone required = 58·79 parts.

or Limestone 4·4 parts.

Shale 1·0 part

(4A) Analysis of Slurry (54).

Example of calculation :

$\text{CaCO}_3 = 75\cdot2$  per cent. =  $\text{CO}_2$  33·08 per cent. (B).

Loss on ignition = 33·80 per cent. (A).

Then 33·80

$\frac{-33\cdot08}{\quad}$

= 0·72 loss due to organic matter (C).

and  $100 - 0\cdot72 = 99\cdot28$  (D).

$\frac{75\cdot2 \times 100}{99\cdot28} = 75\cdot74$  calculated  $\text{CaCO}_3$ .

(5A) Calculated  $\text{CaO}$  (55).

Lime in residue after ignition = 42·4 per cent.

Loss on ignition = 33·8 „

$\frac{42\cdot4 \times 100}{100 - 33\cdot8} = 64$  per cent. calculated  $\text{CaO}$  in clinker.

## (6A) Directions for making up E Solutions.

Hydrochloric acid (sp. gr. 1.16)	= 10E HCl.
"    "    (    "    1.08)	= 5E HCl.
200 c.c. of 5E HCl	
diluted to 1 litre	= E HCl
Nitric acid (sp. gr. 1.5)	= 24E HNO <sub>3</sub> .
"    "    (    "    1.42)	= 5E HNO <sub>3</sub> .
Sulphuric acid (sp. gr. 1.842)	= 36E H <sub>2</sub> SO <sub>4</sub> .
Acetic acid (glacial)	= 17E Ac.
"    "    294 c.c. 17E diluted to	
1 litre	= 5E Ac.
Oxalic acid 94.5 grams dissolved	
and diluted to make	
1 litre	= $\frac{3}{2}$ E ox.
Ammonium hydrate (.880)	= 20E NH <sub>4</sub> OH
"    "    equal volumes	
of 20E and	
distilled water	= 10E NH <sub>4</sub> OH
"    oxalate 42.6 grams dis-	
solved and diluted	
to 1 litre	= $\frac{3}{5}$ E Am. ox.
"    carbonate 196.7 grams	
dissolved in 333.3 c.c.	
of 5E NH <sub>4</sub> OH and	
diluted to 1 litre	= 5E Am <sub>2</sub> CO <sub>3</sub>
Sodium hydrate 200 grams dis-	
solved to make 1 litre	= 5E NaOH
"    carbonate 429 grams of	
crystals to make 1 litre	= 3E Na <sub>2</sub> CO <sub>3</sub>

- Sodium hydrogen phosphate 119.3  
grams of crystals dis-  
solved to make 1 litre =  $\frac{2}{3}E \text{ Na}_2\text{HPO}_4$
- „ sulphite 252 grams of  
crystals to make 1 litre =  $4E \text{ Na}_2\text{SO}_3$
- „ acetate 544 grams of  
crystals to make 1 litre =  $4E \text{ Na Ac.}$
- Potassium hydrate 280 grams to  
make 1 litre =  $5E \text{ KOH}$
- „ iodide 166 grams to  
make 1 litre =  $E \text{ KI}$
- „ chromate 97.25 grams  
to make 1 litre =  $E \text{ K}_2\text{CrO}_4$
- „ ferrocyanide 105.5  
grams to make 1 litre =  $E \text{ K}_4\text{FeC}_6\text{N}_6$
- „ ferricyanide 109.7  
grams to make 1 litre =  $E \text{ K}_3\text{FeC}_6\text{N}_6$
- „ sulphocyanide 97 grams  
to make 1 litre =  $E \text{ KCNS}$
- Bromine water—water at 15.5° C.  
saturated with Br =  $\frac{E}{2} \text{ Br water}$
- Barium chloride 122 grams dis-  
solved to make 1 litre =  $E \text{ BaCl}_2$
- Silver nitrate 170 grams dissolved  
to make 1 litre =  $E \text{ AgNO}_3$
- „ „ 34 grams dissolved  
to make 1 litre =  $\frac{E}{5}$  „

Mercuric chloride 24.2 grams dissolved to make 1 litre =  $\frac{2E}{5}$  HgCl<sub>2</sub>

Copper sulphate 124.75 grams of crystals to make 1 litre = E CuSO<sub>4</sub>

Platinic chloride 49.3 grams of Pt converted into PtCl<sub>4</sub> and diluted to 1 litre = E PtCl<sub>4</sub>

Magnesia mixture 68 grams MgCl<sub>2</sub>·6H<sub>2</sub>O in about 500 c.c. H<sub>2</sub>O, add 165 grams AmCl, 300 c.c. 5E NH<sub>4</sub>OH and dilute to 1 litre = E Mg Mixt.

Ammonium molybdate.—Dissolve 90 grams in 700 c.c. of water, allow to settle and decant; dilute to 1 litre.

Fusion mixture—

106 grams of dry Na<sub>2</sub>CO<sub>3</sub>.  
138 „ „ K<sub>2</sub>CO<sub>3</sub>  
well mixed and ground together.

Mixture for Hundeshagen's method (63) for sulphur in fuels—

MgO 2 parts by weight  
K<sub>2</sub>CO<sub>3</sub> 1 part „  
dried and ground together.

Copper sulphate pumice for absorption (14) of HCl + H<sub>2</sub>O—

Soak some pieces of pumice stone free from dust in a saturated solution of CuSO<sub>4</sub>. When

thoroughly saturated, dry and ignite until free from blue colour. Store in a well-stoppered bottle.

## PREPARATION OF STANDARD SOLUTIONS

### (7A) Normal Sodium Carbonate, N.Na<sub>2</sub>CO<sub>3</sub>.

Dissolve exactly 53 grams of Na<sub>2</sub>CO<sub>3</sub> (prepared by igniting bicarbonate) in distilled water and make up to 1000 c.c.

$$\begin{aligned} 1 \text{ c.c.} &= \cdot 053 \text{ gram Na}_2\text{CO}_3 \\ &= \cdot 022 \text{ ,, CO}_2 \end{aligned}$$

### (8A) Deci-normal Na<sub>2</sub>CO<sub>3</sub> = $\frac{N}{10}$ Na<sub>2</sub>CO<sub>3</sub>.

Dissolve 5.3 grams in 1000 cc. of distilled water.

$$1 \text{ c.c.} = \cdot 0053 \text{ gram Na}_2\text{CO}_3.$$

### (9A) Normal Sulphuric Acid, N.H<sub>2</sub>SO<sub>4</sub>.

Dilute about 30 c.c. of conc. H<sub>2</sub>SO<sub>4</sub> (sp. gr. 1.840) to 1 litre. Add the acid to less than 1000 c.c. of water, and, when cool, titrate against N.Na<sub>2</sub>CO<sub>3</sub>, using methyl orange as indicator. Then measure the solution and dilute to correct bulk.

$$1 \text{ c.c.} = \cdot 049 \text{ gram H}_2\text{SO}_4.$$

### (10A) Deci-normal Sulphuric Acid, $\frac{N}{10}$ H<sub>2</sub>SO<sub>4</sub>.

Dilute 100 c.c. of normal H<sub>2</sub>SO<sub>4</sub> to 1000 c.c. and standardise against  $\frac{N}{10}$  Na<sub>2</sub>CO<sub>3</sub>.

$$1 \text{ c.c.} = \cdot 0049 \text{ gram H}_2\text{SO}_4.$$

**(11A) Normal Hydrochloric Acid, N.HCl.**

Dilute 150 c.c. of pure HCl (sp. gr. 1.16) to 1000 c.c., titrate with N.Na<sub>2</sub>CO<sub>3</sub> and correct accordingly.

1 c.c. = .0365 gram HCl.

**(12A) Deci-normal HCl,  $\frac{N}{10}$  HCl.**

Dilute 100 c.c. of N. HCl to 1000 c.c. with distilled water.

1 c.c. = .00365 gram HCl.

**(13A) Normal Sodium Hydrate, N. NaOH.**

Dissolve about 44 grams of stick NaOH, free from carbonate, in about 1000 c.c. of distilled water. Titrate, when cool, against normal H<sub>2</sub>SO<sub>4</sub> and dilute accordingly; use methyl orange or phenolphthalein as indicator.

1 c.c. = .040 gram NaOH.

**(14A) Deci-normal NaOH.**

Dilute 100 c.c. N. NaOH to 1000 c.c. with distilled water.

1 c.c. = .0040 gram NaOH.

**(15A) Normal Potassium Hydrate, N. KOH.**

Dissolve 56 grams in less than 1000 c.c. of water, titrate against N. H<sub>2</sub>SO<sub>4</sub>, and dilute accordingly. For alcoholic KOH use 90 per cent. alcohol.

1 c.c. = .056 gram KOH.

**(16A) Deci-normal KOH,  $\frac{N}{10}$  KOH.**

Dilute 100 c.c. of normal KOH to 1000 c.c. and standardise.

1 c.c. = .0056 gram KOH.



(17A) **Deci-normal Potassium Permanganate**,  $\frac{N}{10} \text{K}_2\text{Mn}_2\text{O}_8$ .

Dissolve 3.156 grams of potassium permanganate in distilled water and dilute to 1000 c.c. Titrate with pure iron wire, ferrous ammonium sulphate, or oxalic acid.

$$\begin{aligned} 1 \text{ c.c. } \frac{N}{10} \text{K}_2\text{Mn}_2\text{O}_8 &= \cdot 0056 \text{ gram Fe.} \\ &= \cdot 0072 \text{ ,, FeO.} \\ &= \cdot 0080 \text{ ,, Fe}_2\text{O}_3. \end{aligned}$$

(18A) **Deci-normal Potassium Bichromate**,  $\frac{N}{10} \text{K}_2\text{Cr}_2\text{O}_7$ .

Dissolve 4.913 grams of fused crystals in water and make up to 1000 c.c.

$$1 \text{ c.c. } = \cdot 0056 \text{ gram Fe.}$$

This solution requires standardisation after a time. Use potassium ferricyanide on a spotting tile as indicator.

**Deci-normal Silver Nitrate**,  $\frac{N}{10} \text{AgNO}_3$ .

Dissolve 16.998 grams in distilled water and make up to 1000 c.c.

$$1 \text{ c.c. } = \cdot 003545 \text{ gram Cl.}$$

## INDICATORS.

(19A) *Litmus Solution*.—Digest the solid with distilled water for several hours. Decant or filter, render neutral by means of acetic acid or ammonia. Store in a bottle with access of air.

(20A) *Methyl Orange*.—Dissolve about 1 gram of the solid in distilled water and make up to 1000 c.c.

(21A) *Phenolphthalein*.—Dissolve a little of the solid in alcohol and dilute with alcohol and water.

(22A) TABLE OF ATOMIC WEIGHTS OF PRINCIPAL ELEMENTS OCCURRING IN CEMENT WORKS ANALYSIS.

Aluminium	Al	27·11	Nitrogen	N	14·01
Barium	Ba	137·43	Oxygen	O	16·00
Calcium	Ca	40·10	Phosphorus	P	31·00
Carbon	C	12·00	Platinum	Pt	194·80
Chlorine	Cl	35·45	Potassium	K	39·15
Copper	Cu	63·60	Silicon	Si	28·40
Hydrogen	H	1·008	Silver	Ag	107·93
Iron	Fe	55·90	Sodium	Na	23·05
Magnesium	Mg	24·36	Sulphur	S	32·07
Manganese	Mn	55·00	Titanium	Ti	48·10

## (23A) FACTORS FOR USE IN ANALYSIS.

Required.	Known.	Factor.
CaO	CaCO <sub>3</sub>	0.56043
CaCO <sub>3</sub>	CaO	1.78431
C ]	CO <sub>2</sub>	0.27272
Fe	Fe <sub>2</sub> O <sub>3</sub>	0.69953
Fe <sub>2</sub> O <sub>3</sub>	Fe	1.42933
H <sub>2</sub> SO <sub>4</sub>	BaSO <sub>4</sub>	0.42007
S	„	0.13734
SO <sub>3</sub>	„	0.34291
K <sub>2</sub> O	K <sub>2</sub> PtCl <sub>6</sub>	0.19411
K <sub>2</sub> O	KCl	0.63204
Na <sub>2</sub> O	NaCl	0.53077
MgO	Mg <sub>2</sub> P <sub>2</sub> O <sub>7</sub>	0.36242
P <sub>2</sub> O <sub>5</sub>	„	0.63757

## (24A) LIME IN CEMENT (119).

Milligrams of CaSO <sub>4</sub>	Per cent. CaO.	Milligrams of CaSO <sub>4</sub>	Per cent. CaO.	Milligrams of CaSO <sub>4</sub>	Per cent. CaO.
690	56.82	720	59.28	750	61.75
691	56.90	721	59.36	751	61.83
692	56.98	722	59.45	752	61.91
693	57.08	723	59.53	753	62.00
694	57.16	724	59.61	754	62.08
695	57.23	725	59.70	755	62.16
696	57.32	726	59.79	756	62.24
697	57.40	727	59.86	757	62.32
698	57.48	728	59.94	758	62.41
699	57.56	729	60.02	759	62.49
700	57.63	730	60.10	760	62.57
701	57.72	731	60.19	761	62.65
702	57.80	732	60.27	762	62.74
703	57.88	733	60.35	763	62.82
704	57.97	734	60.43	764	62.90
705	58.06	735	60.51	765	62.99
706	58.14	736	60.60	766	63.07
707	58.22	737	60.68	767	63.15
708	58.30	738	60.76	768	63.23
709	58.38	739	60.85	769	63.31
710	58.46	740	60.93	770	63.40
711	58.54	741	61.01	771	63.48
712	58.62	742	61.09	772	63.56
713	58.70	743	61.18	773	63.64
714	58.79	744	61.26	774	63.72
715	58.87	745	61.34	775	63.81
716	58.96	746	61.42	776	63.89
717	59.04	747	61.50	777	63.98
718	59.12	748	61.59	778	64.06
719	59.20	749	61.67	779	64.14

(25A) TABLE FOR ESTIMATION OF MgO IN  
CEMENT (126).

MAGNESIA, USING .5 GRAM OF CEMENT.

Weight of $Mg_2P_2O_7$ .	MgO per cent.	Weight of $Mg_2P_2O_7$ .	MgO per cent.	Weight of $Mg_2P_2O_7$ .	MgO per cent.
Gram.		Gram.		Gram.	
·0080	0·57	·0195	1·41	·0310	2·23
·0085	0·61	·0200	1·44	·0315	2·26
·0090	0·65	·0205	1·48	·0320	2·30
·0095	0·68	·0210	1·51	·0325	2·33
·0100	0·72	·0215	1·55	·0330	2·37
·0105	0·76	·0220	1·58	·0335	2·40
·0110	0·79	·0225	1·62	·0340	2·44
·0115	0·83	·0230	1·66	·0345	2·48
·0120	0·86	·0235	1·69	·0350	2·52
·0125	0·90	·0240	1·73	·0355	2·55
·0130	0·94	·0245	1·76	·0360	2·59
·0135	0·97	·0250	1·80	·0365	2·62
·0140	1·01	·0255	1·83	·0370	2·66
·0145	1·04	·0260	1·87	·0375	2·70
·0150	1·08	·0265	1·91	·0380	2·74
·0155	1·12	·0270	1·94	·0385	2·77
·0160	1·15	·0275	1·98	·0390	2·80
·0165	1·19	·0280	2·01	·0395	2·84
·0170	1·23	·0285	2·05	·0400	2·88
·0175	1·26	·0290	2·08	·0405	2·92
·0180	1·30	·0295	2·12	·0410	2·95
·0185	1·33	·0300	2·15	·0415	2·98
·0190	1·37	·0305	2·19	·0420	3·02

(26A) TABLE FOR ESTIMATION OF SO<sub>3</sub> IN  
CEMENT (128).SO<sub>3</sub>, USING .5 GRAM OF CEMENT.

Weight of BaSO <sub>4</sub> .	SO <sub>3</sub> per cent.	CaSO <sub>4</sub> per cent.	Weight of BaSO <sub>4</sub> .	SO <sub>3</sub> per cent.	CaSO <sub>4</sub> per cent.
.0100	0.68	1.16	.0205	1.41	2.39
.0105	0.71	1.22	.0210	1.44	2.45
.0110	0.75	1.28	.0215	1.48	2.51
.0115	0.79	1.34	.0220	1.51	2.57
.0120	0.82	1.40	.0225	1.55	2.63
.0125	0.86	1.46	.0230	1.58	2.68
.0130	0.89	1.52	.0235	1.61	2.74
.0135	0.92	1.57	.0240	1.65	2.80
.0140	0.96	1.63	.0245	1.68	2.86
.0145	0.99	1.69	.0250	1.72	2.92
.0150	1.03	1.75	.0255	1.75	2.98
.0155	1.06	1.81	.0260	1.78	3.03
.0160	1.10	1.87	.0265	1.82	3.09
.0165	1.13	1.93	.0270	1.85	3.15
.0170	1.16	1.98	.0275	1.89	3.21
.0175	1.20	2.04	.0280	1.92	3.27
.0180	1.23	2.10	.0285	1.95	3.33
.0185	1.27	2.16	.0290	1.99	3.39
.0190	1.31	2.22	.0295	2.03	3.45
.0195	1.34	2.28	.0300	2.07	3.51
.0200	1.37	2.33			

(27A) TABLES FOR USE WITH SLATER'S CALCIMETER.

Temp. of paraffin. Deg. C.	Weight of Sample in Milligrams.			Temp. of paraffin. Deg. C.	Weight of Sample in Milligrams.			Temp. of paraffin. Deg. C.	Weight of Sample in Milligrams.		
	A 70-80 per cent.	B 80-91 per cent.	C 91-100 per cent.		A 70-80 per cent.	B 80-91 per cent.	C 91-100 per cent.		A 70-80 per cent.	B 80-91 per cent.	C 91-100 per cent.
5.0	922	807	692	14.5	881	771	661	24.0	839	734	630
5.5	920	805	690	15.0	879	769	659	24.5	836	732	628
6.0	918	803	688	15.5	877	767	658	25.0	834	730	626
6.5	916	801	686	16.0	875	766	656	25.5	832	728	624
7.0	913	799	685	16.5	873	764	655	26.0	830	726	623
7.5	911	797	683	17.0	871	762	653	26.5	828	725	621
8.0	909	795	682	17.5	869	761	652	27.0	826	723	620
8.5	907	794	680	18.0	867	759	650	27.5	824	721	618
9.0	905	792	679	18.5	865	757	649	28.0	822	719	616
9.5	903	790	677	19.0	863	755	647	28.5	820	718	615
10.0	901	788	676	19.5	860	753	645	29.0	818	716	614
10.5	899	787	674	20.0	858	751	644	29.5	816	714	612
11.0	896	785	672	20.5	856	749	642	30.0	814	712	610
11.5	894	783	671	21.0	854	747	641	30.5	811	710	608
12.0	892	781	669	21.5	852	745	639	31.0	808	707	606
12.5	890	779	668	22.0	850	743	638	31.5	805	704	604
13.0	888	777	666	22.5	848	741	636	32.0	802	702	602
13.5	886	775	664	23.0	845	739	634	32.5	799	699	599
14.0	883	773	662	23.5	842	737	632	33.0	796	697	597

(28A) TABLE FOR USE WITH SLATER'S  
CALCIMETER.ESTIMATION OF  $\text{CaCO}_3$  IN LIMESTONE.

Reading.	Weight taken A — $\text{CaCO}_3$ As reading.	Weight taken B (.875 of A) — $\text{CaCO}_3$	Weight taken C (.75 of A) — $\text{CaCO}_3$
70.00	—	80.00	93.34
70.25	—	80.28	93.67
70.50	—	80.57	94.00
70.75	—	80.85	94.34
71.00	—	81.14	94.67
71.25	—	81.42	95.00
71.50	—	81.71	95.34
71.75	—	82.00	95.67
72.00	—	82.28	96.00
72.25	—	82.57	96.34
72.50	—	82.85	96.67
72.75	—	83.14	97.00
73.00	—	83.42	97.34
73.25	—	83.71	97.67
73.50	—	84.00	98.00
73.75	—	84.28	98.34
74.00	—	84.57	98.67
74.25	—	84.85	99.00
74.50	—	85.14	99.34
74.75	—	85.42	99.67
75.00	—	85.71	100.00
75.25	—	86.00	
75.50	—	86.28	
75.75	—	86.57	
76.00	—	86.85	
76.25	—	87.14	
76.50	—	87.42	
76.75	—	87.71	
77.00	—	88.00	
77.25	—	88.28	
77.50	—	88.57	
77.75	—	88.85	
78.00	—	89.14	
78.25	—	89.42	
78.50	—	89.71	
78.75	—	90.00	
79.00	—	90.28	
79.25	—	90.57	
79.50	—	90.85	
79.75	—	91.14	
80.00	—	91.42	



(29A) TABLE OF CORRECTIONS TO BE ADDED  
TO CALCIMETER READING FOR VARYING  
AMOUNTS OF PEAT IN SLURRY.RESULT = CALD.  $\text{CaCO}_3$  (54).

CALCIMETER READING.										
Excess "Loss" over $\text{CO}_2$	69·20 to 69·83	69·88 to 70·51	70·55 to 71·18	71·23 to 71·86	71·90 to 72·53	72·58 to 73·21	73·25 to 73·89	73·92 to 74·55	74·59 to 75·22	75·27 to 75·92
	1·50	1·06	1·07	1·08	1·09	1·10	1·11	1·12	1·13	1·14
1·60	1·13	1·14	1·15	1·16	1·17	1·18	1·19	1·20	1·21	1·22
1·70	1·20	1·21	1·23	1·24	1·25	1·26	1·27	1·28	1·29	1·30
1·80	1·28	1·29	1·30	1·31	1·33	1·34	1·35	1·36	1·37	1·38
1·90	1·35	1·36	1·37	1·39	1·40	1·41	1·42	1·43	1·44	1·45
2·00	1·42	1·43	1·44	1·46	1·47	1·49	1·50	1·52	1·53	1·54
2·10	1·49	1·50	1·51	1·53	1·54	1·56	1·57	1·59	1·60	1·61
2·20	1·56	1·58	1·59	1·61	1·62	1·64	1·65	1·67	1·68	1·69
2·30	1·63	1·65	1·66	1·68	1·69	1·71	1·73	1·74	1·76	1·77
2·40	1·70	1·72	1·74	1·76	1·77	1·79	1·82	1·83	1·84	1·85
2·50	1·78	1·80	1·82	1·83	1·85	1·87	1·89	1·90	1·92	1·94
2·60	1·85	1·87	1·89	1·90	1·92	1·94	1·96	1·97	1·98	1·99
2·70	1·93	1·95	1·97	1·98	1·99	2·01	2·03	2·05	2·07	2·09
2·80	2·00	2·02	2·04	2·05	2·07	2·09	2·11	2·13	2·15	2·17
2·90	2·08	2·10	2·12	2·13	2·15	2·17	2·19	2·21	2·23	2·25
3·00	2·15	2·17	2·19	2·21	2·23	2·25	2·27	2·29	2·31	2·33
3·10	2·23	2·25	2·27	2·29	2·31	2·33	2·35	2·37	2·39	2·41
3·20	2·30	2·32	2·34	2·36	2·39	2·41	2·43	2·45	2·47	2·49
3·30	2·37	2·39	2·41	2·43	2·46	2·48	2·51	2·53	2·55	2·57
3·40	2·44	2·47	2·49	2·51	2·53	2·56	2·59	2·61	2·63	2·65
3·50	2·52	2·55	2·57	2·59	2·61	2·64	2·67	2·69	2·71	2·73
3·60	2·60	2·62	2·65	2·67	2·69	2·72	2·75	2·77	2·79	2·82
3·70	2·68	2·70	2·72	2·74	2·77	2·80	2·82	2·85	2·87	2·90
3·80	2·75	2·77	2·80	2·82	2·85	2·88	2·90	2·93	2·95	2·98
3·90	2·83	2·85	2·87	2·90	2·93	2·96	2·98	3·01	3·04	3·06
4·00	2·90	2·92	2·95	2·98	3·01	3·04	3·06	3·09	3·11	3·14
4·10	2·97	2·99	3·01	3·04	3·09	3·12	3·14	3·17	3·19	3·22
4·20	3·04	3·06	3·09	3·11	3·17	3·20	3·22	3·24	3·27	3·30
4·30	3·12	3·14	3·17	3·19	3·25	3·28	3·30	3·32	3·35	3·38
4·40	3·20	3·22	3·25	3·27	3·33	3·36	3·38	3·40	3·42	3·44
4·50	3·28	3·30	3·33	3·35	3·41	3·43	3·46	3·48	3·50	3·52

In the first column find the Excess "Loss on ignition" over  $\text{CO}_2$ , then in a line with it under the given calcimeter reading will be found the figure to be added in order to obtain "Calculated  $\text{CaCO}_3$ ."

(30A) TABLE OF  
PRESSURE OF AQUEOUS VAPOUR.

Temperature, Degrees C.	Pressure in mm. of mercury.	Temperature, Degrees C.	Pressure in mm. of mercury.	Temperature, Degrees C.	Pressure in mm. of mercury.	Temperature, Degrees C.	Pressure in mm. of mercury.	Temperature, Degrees C.	Pressure in mm. of mercury.
5.0	6.5	9.0	8.6	13.0	11.2	17.0	14.4	21.0	18.5
5.5	6.8	9.5	8.9	13.5	11.5	17.5	14.9	21.5	19.1
6.0	7.0	10.0	9.2	14.0	11.9	18.0	15.4	22.0	19.7
6.5	7.2	10.5	9.5	14.5	12.3	18.5	15.8	22.5	20.3
7.0	7.5	11.0	9.8	15.0	12.7	19.0	16.3	23.0	20.9
7.5	7.8	11.5	10.1	15.5	13.1	19.5	16.9	23.5	21.5
8.0	8.0	12.0	10.5	16.0	13.5	20.0	17.4	24.0	22.2
8.5	8.3	12.5	10.8	16.5	14.0	20.5	17.9	24.5	22.9

(31A) TEMPERATURE CORRECTION TABLE

0° C.	5	6	7	8	9	10	11	12	13	14	15	16	17	18	19	20	21	22	23
77	478.71	79.11	79.40	79.70	80.00	80.30	80.59	80.89	81.18	81.48	81.68	82.07	82.37	82.67	82.97	83.37	83.67	83.97	84.36
77	78.91	79.31	79.60	79.90	80.21	80.50	80.79	81.09	81.39	81.68	81.88	82.27	82.57	82.87	83.17	83.57	83.87	84.17	84.56
77	79.11	79.51	79.80	80.10	80.40	80.70	80.99	81.30	81.59	81.88	82.08	82.47	82.77	83.07	83.38	83.77	84.07	84.38	84.76
78	0.79	32.79	32.79	80.01	80.31	80.61	80.90	81.19	81.50	81.79	82.08	82.47	82.77	83.07	83.38	83.77	84.07	84.38	84.96
78	2.79	32.79	32.79	80.01	80.51	80.81	81.10	81.39	81.70	81.99	82.48	82.88	83.18	83.48	83.78	84.08	84.38	84.68	85.16
78	4.79	32.80	32.80	80.01	80.71	81.01	81.31	81.60	81.90	82.21	82.49	82.68	83.08	83.38	83.68	83.98	84.28	84.58	85.37
78	6.79	32.80	32.80	80.01	81.22	81.51	81.80	82.10	82.41	82.69	82.89	83.28	83.58	83.88	84.18	84.48	84.78	85.08	85.77
78	8.80	32.80	32.80	81.01	81.42	81.71	82.01	82.31	82.61	82.89	83.09	83.48	83.78	84.08	84.38	84.68	84.98	85.28	85.97
79	0.30	33.80	33.80	81.01	81.92	82.11	82.41	82.71	83.01	83.30	83.50	83.88	84.18	84.48	84.78	85.08	85.38	85.68	86.38
79	2.30	33.80	33.80	81.01	82.81	83.11	83.41	83.71	84.01	84.30	84.50	84.88	85.18	85.48	85.78	86.08	86.38	86.68	87.38
79	4.30	33.80	33.80	81.01	83.61	83.91	84.21	84.51	84.81	85.11	85.41	85.80	86.10	86.40	86.70	87.00	87.30	87.60	88.30
79	6.30	33.80	33.80	81.01	85.21	85.51	85.81	86.11	86.41	86.71	87.01	87.40	87.70	88.00	88.30	88.60	88.90	89.20	90.00
79	8.31	33.81	33.81	82.82	82.43	82.72	83.01	83.30	83.60	83.90	84.20	84.50	84.80	85.10	85.40	85.70	86.00	86.30	87.00
80	0.81	34.81	34.81	82.82	82.43	82.72	83.01	83.30	83.60	83.90	84.20	84.50	84.80	85.10	85.40	85.70	86.00	86.30	87.00
80	2.81	34.81	34.81	82.82	82.43	82.72	83.01	83.30	83.60	83.90	84.20	84.50	84.80	85.10	85.40	85.70	86.00	86.30	87.00
80	4.81	34.81	34.81	82.82	82.43	82.72	83.01	83.30	83.60	83.90	84.20	84.50	84.80	85.10	85.40	85.70	86.00	86.30	87.00
80	6.81	34.81	34.81	82.82	82.43	82.72	83.01	83.30	83.60	83.90	84.20	84.50	84.80	85.10	85.40	85.70	86.00	86.30	87.00
80	8.82	34.82	34.82	82.82	82.43	82.72	83.01	83.30	83.60	83.90	84.20	84.50	84.80	85.10	85.40	85.70	86.00	86.30	87.00
81	0.82	35.82	35.82	82.82	82.43	82.72	83.01	83.30	83.60	83.90	84.20	84.50	84.80	85.10	85.40	85.70	86.00	86.30	87.00
81	2.82	35.82	35.82	82.82	82.43	82.72	83.01	83.30	83.60	83.90	84.20	84.50	84.80	85.10	85.40	85.70	86.00	86.30	87.00
81	4.82	35.83	35.83	82.82	82.43	82.72	83.01	83.30	83.60	83.90	84.20	84.50	84.80	85.10	85.40	85.70	86.00	86.30	87.00
81	6.82	35.83	35.83	82.82	82.43	82.72	83.01	83.30	83.60	83.90	84.20	84.50	84.80	85.10	85.40	85.70	86.00	86.30	87.00
81	8.83	35.85	35.85	82.82	82.43	82.72	83.01	83.30	83.60	83.90	84.20	84.50	84.80	85.10	85.40	85.70	86.00	86.30	87.00
82	0.83	36.83	36.83	82.82	82.43	82.72	83.01	83.30	83.60	83.90	84.20	84.50	84.80	85.10	85.40	85.70	86.00	86.30	87.00
82	2.83	36.83	36.83	82.82	82.43	82.72	83.01	83.30	83.60	83.90	84.20	84.50	84.80	85.10	85.40	85.70	86.00	86.30	87.00
82	4.83	36.84	36.84	82.82	82.43	82.72	83.01	83.30	83.60	83.90	84.20	84.50	84.80	85.10	85.40	85.70	86.00	86.30	87.00
82	6.83	36.84	36.84	82.82	82.43	82.72	83.01	83.30	83.60	83.90	84.20	84.50	84.80	85.10	85.40	85.70	86.00	86.30	87.00
82	8.84	36.84	36.84	82.82	82.43	82.72	83.01	83.30	83.60	83.90	84.20	84.50	84.80	85.10	85.40	85.70	86.00	86.30	87.00
83	0.84	37.84	37.84	82.82	82.43	82.72	83.01	83.30	83.60	83.90	84.20	84.50	84.80	85.10	85.40	85.70	86.00	86.30	87.00
83	2.84	37.84	37.84	82.82	82.43	82.72	83.01	83.30	83.60	83.90	84.20	84.50	84.80	85.10	85.40	85.70	86.00	86.30	87.00
83	4.84	37.85	37.85	82.82	82.43	82.72	83.01	83.30	83.60	83.90	84.20	84.50	84.80	85.10	85.40	85.70	86.00	86.30	87.00
83	6.84	37.85	37.85	82.82	82.43	82.72	83.01	83.30	83.60	83.90	84.20	84.50	84.80	85.10	85.40	85.70	86.00	86.30	87.00
83	8.84	37.85	37.85	82.82	82.43	82.72	83.01	83.30	83.60	83.90	84.20	84.50	84.80	85.10	85.40	85.70	86.00	86.30	87.00
84	0.85	38.85	38.85	82.82	82.43	82.72	83.01	83.30	83.60	83.90	84.20	84.50	84.80	85.10	85.40	85.70	86.00	86.30	87.00

## (32A) BAROMETRIC PRESSURE CORRECTION

740.5 Mm.	742 Mm.	743 Mm.	744.5 Mm.	745.5 Mm.	747 Mm.	748 Mm.	749.5 Mm.	751 Mm.	752 Mm.	753 Mm.	754.5 Mm.	756 Mm.	757 Mm.	758 Mm.	760 Mm.
81.93	81.78	81.63	81.49	81.35	81.22	81.08	80.94	80.80	80.67	80.53	80.39	80.26	80.12	79.99	79.80
82.21	82.06	81.91	81.77	81.63	81.50	81.36	81.22	81.08	80.95	80.81	80.67	80.54	80.40	80.27	80.08
82.48	82.33	82.18	82.04	81.90	81.77	81.63	81.49	81.35	81.22	81.08	80.94	80.81	80.67	80.53	80.35
82.76	82.61	82.46	82.32	82.18	82.05	81.91	81.77	81.63	81.50	81.36	81.22	81.09	80.95	80.82	80.63
83.04	82.89	82.74	82.60	82.46	82.33	82.19	82.05	81.91	81.78	81.64	81.50	81.37	81.23	81.10	80.91
83.32	83.17	83.02	82.88	82.74	82.61	82.47	82.33	82.19	82.06	81.92	81.78	81.65	81.51	81.38	81.19
83.60	83.45	83.30	83.16	83.02	82.89	82.75	82.61	82.47	82.34	82.20	82.06	81.93	81.79	81.66	81.47
83.88	83.73	83.58	83.44	83.30	83.17	83.03	82.89	82.75	82.62	82.48	82.34	82.21	82.07	81.94	81.74
84.15	84.00	83.85	83.77	83.57	83.44	83.36	83.16	83.02	82.89	82.75	82.68	82.48	82.34	82.21	82.02
84.43	84.28	84.13	83.99	83.85	83.72	83.58	83.44	83.30	83.17	83.03	82.89	82.76	82.62	82.49	82.30
84.72	84.57	84.42	84.28	84.14	84.01	83.87	83.73	83.59	83.46	83.32	83.18	83.05	82.91	82.78	82.59
85.00	84.85	84.70	84.56	84.42	84.29	84.15	84.01	83.87	83.74	83.60	83.46	83.33	83.19	83.06	82.87
85.28	85.13	84.98	84.84	84.70	84.57	84.43	84.29	84.15	84.02	83.88	83.74	83.61	83.47	83.34	83.15
85.56	85.41	85.26	85.12	84.98	84.85	84.71	84.57	84.43	84.30	84.16	84.02	83.89	83.75	83.62	83.43
85.83	85.68	85.53	85.39	85.25	85.12	84.98	84.84	84.70	84.57	84.43	84.29	84.16	84.02	83.89	83.70
86.12	85.97	85.82	85.76	85.53	85.40	85.26	85.12	84.98	84.85	84.71	84.57	84.44	84.30	84.17	83.98
86.40	86.25	86.10	86.04	85.81	85.68	85.54	85.40	85.26	85.13	84.99	84.85	84.72	84.58	84.45	84.26
86.68	86.53	86.38	86.32	86.09	85.96	85.82	85.68	85.54	85.41	85.27	85.13	85.00	84.86	84.73	84.54
86.96	86.81	86.66	86.60	86.37	86.24	86.10	85.96	85.82	85.69	85.55	85.41	85.28	85.14	85.01	84.82
87.24	87.09	86.94	86.88	86.65	86.52	86.38	86.24	86.10	85.97	85.83	85.79	85.56	85.42	85.29	85.10
87.52	87.37	87.22	87.16	86.93	86.80	86.66	86.52	86.38	86.25	86.11	85.97	85.84	85.70	85.57	85.38
87.80	87.65	87.50	87.44	87.21	87.08	86.94	86.80	86.66	86.53	86.39	86.25	86.12	85.98	85.85	85.66
88.08	87.93	87.78	87.72	87.49	87.36	87.22	87.08	86.94	86.81	86.67	86.53	86.40	86.26	86.13	85.94

## BAROMETRIC PRESSURE CORRECTION

CaCO <sub>3</sub> per cent.	762 Mm.	763 Mm.	764.5 Mm.	766 Mm.	767 Mm.	768 Mm.	769.7 Mm.	771 Mm.	772.2 Mm.	773.5 Mm.	774.7 Mm.	776 Mm.	777.2 Mm.	778.5 Mm.	779.7 Mm.	781 Mm.
71.50	79.67	79.53	79.39	79.26	79.12	78.99	78.80	78.67	78.53	78.39	78.26	78.12	77.99	77.80	77.61	77.53
71.75	79.95	79.81	79.67	79.54	79.40	79.27	79.08	78.95	78.81	78.67	78.54	78.40	78.27	78.08	77.95	77.71
72.00	80.22	80.08	79.94	79.81	79.67	79.53	79.35	79.22	79.08	78.94	78.81	78.67	78.54	78.35	78.22	78.08
72.25	80.50	80.36	80.22	80.09	79.95	79.82	79.63	79.50	79.36	79.22	79.09	78.95	78.82	78.63	78.50	78.36
72.50	80.78	80.64	80.50	80.37	80.23	80.10	79.91	79.78	79.64	79.50	79.37	79.23	79.10	78.91	78.78	78.64
72.75	81.06	80.92	80.78	80.65	80.51	80.38	80.19	80.06	79.92	79.78	79.65	79.52	79.38	79.19	79.06	78.92
73.00	81.34	81.20	81.06	80.93	80.79	80.66	80.47	80.34	80.20	80.06	79.93	79.79	79.66	79.47	79.34	79.20
73.25	81.62	81.48	81.34	81.21	81.07	80.94	80.75	80.62	80.48	80.34	80.21	80.07	79.94	79.75	79.62	79.48
73.50	81.89	81.75	81.61	81.48	81.34	81.21	81.02	80.89	80.75	80.61	80.48	80.34	80.21	80.02	79.89	79.75
73.75	82.17	82.03	81.89	81.76	81.62	81.49	81.30	81.17	81.03	80.89	80.76	80.62	80.49	80.30	80.17	80.03
74.00	82.46	82.32	82.18	82.05	81.91	81.78	81.59	81.46	81.32	81.18	81.05	80.91	80.78	80.59	80.46	80.32
74.25	82.74	82.60	82.46	82.33	82.19	82.06	81.87	81.74	81.60	81.46	81.33	81.19	81.06	80.87	80.74	80.60
74.50	83.02	82.88	82.74	82.61	82.47	82.34	82.15	82.02	81.88	81.74	81.61	81.47	81.34	81.15	81.02	80.88
74.75	83.30	83.16	83.02	82.89	82.75	82.62	82.43	82.38	82.16	82.02	81.99	81.75	81.62	81.43	81.30	81.16
75.00	83.57	83.43	83.29	83.16	83.02	82.89	82.70	82.57	82.43	82.29	82.16	82.02	81.89	81.70	81.57	81.43
75.25	83.85	83.71	83.57	83.44	83.30	83.17	82.98	82.85	82.71	82.57	82.44	82.30	82.17	81.98	81.85	81.71
75.50	84.13	83.99	83.85	83.72	83.58	83.45	83.26	83.13	82.99	82.85	82.72	82.58	82.45	82.26	82.13	81.99
75.75	84.41	84.27	84.13	84.00	83.86	83.73	83.54	83.41	83.27	83.13	83.00	82.86	82.73	82.54	82.41	82.27
76.00	84.69	84.55	84.41	84.28	84.14	84.01	83.82	83.69	83.55	83.41	83.28	83.14	83.01	82.82	82.69	82.55
76.25	84.97	84.83	84.69	84.56	84.42	84.29	84.10	83.97	83.83	83.69	83.56	83.42	83.29	83.10	82.97	82.83
76.50	85.25	85.11	84.97	84.84	84.70	84.57	84.38	84.25	84.11	83.97	83.84	83.70	83.57	83.38	83.25	83.11
76.75	85.53	85.39	85.25	85.12	84.98	84.85	84.66	84.53	84.49	84.25	84.12	83.98	83.85	83.66	83.53	83.39
77.00	85.81	85.67	85.53	85.40	85.26	85.13	84.94	84.81	84.77	84.53	84.40	84.26	84.13	83.94	83.81	83.67

(33A) TYPICAL ANALYSES.

CHALK (dried at 105°)	LIME- STONE (Good).	LIME- STONE (Siliceous).	LIME- STONE (Magnesian).	HYDRAULIC LIME- STONE	NATURAL CEMENT STONE.
Silica (SiO <sub>2</sub> ) . . . . .	1.54	8.02	6.62	22.82	13.56
Alumina (Al <sub>2</sub> O <sub>3</sub> ) . . . . .	0.42	2.62	1.84	9.76	8.00
Ferric oxide (Fe <sub>2</sub> O <sub>3</sub> ) . . . . .	54.62	48.46	30.44	33.71	42.05
Lime (CaO) . . . . .	0.43	1.00	17.48	1.27	0.54
Magnesia (MgO) . . . . .	42.90	38.86	42.92	31.58	34.84
Loss on ignition (CO <sub>2</sub> , H <sub>2</sub> O) . . . . .	.09	1.04	0.70	0.86	1.51
Alkalies and loss . . . . .	100.00	100.00	100.00	100.00	100.00

CLAYS, Etc., SUITABLE FOR CEMENT.

RIVER MUD (dried at 105°).	CLAY (ultimate analysis).		
Silica (SiO <sub>2</sub> ) . . . . .	26.85	Silica (SiO <sub>2</sub> ) . . . . .	67.14
Insoluble (sand) . . . . .	30.29	Alumina (Al <sub>2</sub> O <sub>3</sub> ) . . . . .	14.96
Alumina (Al <sub>2</sub> O <sub>3</sub> ) . . . . .	16.68	Ferric oxide (Fe <sub>2</sub> O <sub>3</sub> ) . . . . .	6.50
Ferric oxide (Fe <sub>2</sub> O <sub>3</sub> ) . . . . .	6.60	Lime (CaO) . . . . .	2.45
Lime (CaO) . . . . .	1.96	Magnesia (MgO) . . . . .	1.92
Magnesia (MgO) . . . . .	2.14	Loss on ignition . . . . .	5.44
Loss on ignition . . . . .	11.94	Alkalies and loss . . . . .	1.59
Alkalies and loss . . . . .	3.54		100.00
	100.00		

SHALE.		CALCAREOUS CLAY.	
Silica (SiO <sub>2</sub> )	63.45	Silica (SiO <sub>2</sub> )	9.08
Alumina (Al <sub>2</sub> O <sub>3</sub> )	17.25	Al <sub>2</sub> O <sub>3</sub>	0.63
Ferric oxide (Fe <sub>2</sub> O <sub>3</sub> )	4.25	Na <sub>2</sub> O	0.18
Lime (CaO)	nil	TiO <sub>2</sub>	0.06
Magnesia (MgO)	1.93	(Quartz =	19.48
Loss on ignition	10.25		
Alkalies and loss	2.87		
	100.00		

SLAG.		PUZZOLANIC MATERIAL.	
Silica (SiO <sub>2</sub> )	36.90	Silica	44.91
Alumina (Al <sub>2</sub> O <sub>3</sub> )	12.96	Al <sub>2</sub> O <sub>3</sub>	17.92
Ferric oxide (Fe <sub>2</sub> O <sub>3</sub> )	44.27	Fe <sub>2</sub> O <sub>3</sub>	8.40
Lime (CaO)	2.40	MnO	0.83
Magnesia (MgO)	0.48	CaO	10.48
Sulphur as SO <sub>3</sub>	2.99	MgO	4.81
Alkalies, etc.		Loss on ignition	7.76
	100.00	Sulphur	traces
		Alkalies and loss	4.89
			100.00





RESULT OF ANALYSES OF TYPICAL WATERS, IN GRAINS PER GALLON.

Chlorine as chlorides . . .	1.05	2.1	5.6	2.45	1.00	5.95
" Free " ammonia . . .	Minute trace	nil	trace	nil	.001	.056
" Albuminoid " amm. . .	nil	.0028	.0014	.0014	.004	.0084
Total solids . . . . .	27.2	27.0	54.87	21.6	3.5	100
Colour of ditto . . . . .	White	slight yellow tinge	brown, hygroscopic	light yellow	faintly yellow	white
Nitric acid as nitrates	nil	nil	7.7	1.6	nil	nil
Equal to nitrogen . . .	nil	nil	1.7	.35	nil	nil
Oxygen required to oxidise decomposing matter . . . . .	.0056	nil	.0084	.0028	.002	nil
Sediment and microscopic results . . . . .	Little vegetable deposit	No deposit	gelatinous fungus.	Slight sediment. Decaying vegetable matter. Mycelium of a fungus. Rotifers and streptococci.	nil	nil
Colour of water . . . . .	colourless	—	—	—	faint blue	clear bluish
Temporary hardness . . .	—	15°	20°	—	2.5	34°
Permanent " . . . . .	—	5°	5°	—	—	—
Report :—	An excellent drinking water.	Good water with little surface drainage.	Highly polluted with sewage. Unfit for use.	Polluted with rain water from a dirty roof.	Excellent, but should not be kept in leaden cistern.	A pure water, but too highly mineralised for domestic use.
Character of source :—	From well over 30ft. deep.	As preceding, but well used for some time.	Pump near kitchen door.	Good water from deep well.	Silurian strata.	From 160ft. bore through "Forest Marble"

(34A)

## TABLE FOR USE WITH BLOUNT'S FLASK.

SPECIFIC GRAVITY. USING 50 GRAMS OF  
CEMENT AND 50 c.c. OF OIL.

Volume of oil displaced.	Specific Gravity.	Volume of Oil displaced.	Specific Gravity.
15.00	3.333	15.90	3.145
15.10	3.312	15.95	3.135
15.20	3.290	16.00	3.125
15.30	3.268	16.05	3.115
15.40	3.246	16.10	3.105
15.50	3.225	16.15	3.095
15.55	3.215	16.20	3.086
15.60	3.205	16.25	3.077
15.65	3.195	16.30	3.067
15.70	3.185	16.35	3.058
15.75	3.175	16.40	3.049
15.80	3.165	16.45	3.039
15.85	3.155	16.50	3.030

$$\text{Sp. gr.} = \frac{50}{\text{c.c. displaced}}$$

(35A) Table for Use with Anderson's Specific Gravity  
Bottle using 150 grams of Cement and 200 c.c. of Oil.

Displace- ment.	Specific gravity.	Displace- ment.	Specific gravity.	Displace- ment.	Specific gravity.
45.0	3.333	49.0	3.061	53.0	2.830
.1	3.326	.1	3.055	.1	2.824
.2	3.319	.2	3.049	.2	2.820
.3	3.311	.3	3.043	.3	2.814
.4	3.304	.4	3.046	.4	2.809
.5	3.297	.5	3.030	.5	2.804
.6	3.289	.6	3.024	.6	2.800
.7	3.282	.7	3.018	.7	2.798
.8	3.275	.8	3.012	.8	2.788
.9	3.268	.9	3.006	.9	2.783
46.0	3.261	50.0	3.000	54.0	2.777
.1	3.254	.1	2.994	.1	2.773
.2	3.247	.2	2.988	.2	2.768
.3	3.240	.3	2.982	.3	2.762
.4	3.233	.4	2.976	.4	2.757
.5	3.226	.5	2.970	.5	2.752
.6	3.219	.6	2.964	.6	2.747
.7	3.212	.7	2.959	.7	2.742
.8	3.205	.8	2.953	.8	2.737
.9	3.198	.9	2.947	.9	2.732
47.0	3.191	51.0	2.941	55.0	2.727
.1	3.185	.1	2.935	.1	2.722
.2	3.178	.2	2.930	.2	2.718
.3	3.171	.3	2.924	.3	2.712
.4	3.165	.4	2.918	.4	2.708
.5	3.158	.5	2.913	.5	2.703
.6	3.151	.6	2.907	.6	2.698
.7	3.145	.7	2.901	.7	2.693
.8	3.138	.8	2.896	.8	2.688
.9	3.132	.9	2.890	.9	2.683
48.0	3.125	52.0	2.885	56.0	2.678
.1	3.119	.1	2.879	.1	2.674
.2	3.112	.2	2.874	.2	2.669
.3	3.106	.3	2.868	.3	2.664
.4	3.099	.4	2.863	.4	2.659
.5	3.093	.5	2.857	.5	2.654
.6	3.086	.6	2.852	.6	2.650
.7	3.080	.7	2.846	.7	2.646
.8	3.074	.8	2.841	.8	2.641
.9	3.068	.9	2.836	.9	2.636

$$\text{Sp. gr.} = \frac{150}{\text{c.c. displaced.}}$$

## USEFUL DATA FOR TESTING-ROOM.

For each neat briquette in British standard mould take 130 grams of neat cement, and gauge with correct proportions of water.

26·0	c.c.	water used	=	20	per cent.
27·3	„	„	=	21	„
28·6	„	„	=	22	„
30·0	„	„	=	23	„
31·2	„	„	=	24	„
32·5	„	„	=	25	„

For each sand briquette take

37 grams of cement,  
111 „ standard sand.

10·5	c.c.	water used	=	7	per cent.
12·0	„	„	=	8	„
13·5	„	„	=	9	„
15·0	„	„	=	10	„

For each **Le Chatelier expansion test** use 50 grams of cement.

*To convert—*

Lbs. per sq. inch into kilos per sq. centimetre	× by ·0703
Kilos per sq. centimetre into lbs. per sq. inch	× by 14·223
Holes per sq. centimetre into holes per sq. inch	× by 6·45
Holes per sq. inch into holes per sq. centimetre	× by ·155
Grams into grains	× by 15·43235
Grains into grams	× by ·0648
Degrees Centigrade into degrees Fahrenheit (F.)	× $\frac{9}{5}$ and add 32.
„ Fahrenheit into „ Centigrade (C.)	subtract 32 and × by $\frac{5}{9}$ .

MEMORANDUM

TO : [Illegible]

FROM : [Illegible]

SUBJECT: [Illegible]

[Illegible text follows, consisting of several paragraphs of faint, mostly illegible text.]

## INDEX

- ALKALINE** permanganate, 75  
**Ammonium chloride**, Standard, 75  
**Apparatus** required, 3  
**Appendix**, 107  
**Aspirator**, 17, 85  
**Authors**, consulted, 4
- BAMBER'S** calcimeter, 48  
 Bayley, 4  
 Beringer, C. & J. J., 4  
 Blount & Stanger, 4  
**Books** consulted, 4  
**British coals**, Analyses of, 61
- CALCIMETERS**, 44  
 „ Bamber's, 48  
 „ Slater's, 45  
**Calculation** of proportions, 39  
 „ lime in clinker, 52  
**Caloric power** of fuel, 66  
**Chemicals** required, 2  
**Clays** for cement, 39  
 Clowes & Coleman, 4  
**Coal**, Fineness of, 61  
**Collection** of samples—fuel, 56  
 „ „ gas, 84  
 „ „ raw materials, 5  
 „ „ slurry, &c., 41  
 „ „ water, 67  
 Collins, W. D., 33  
 "Colliery Guardian," 61  
**Combustion** in rotary kiln, 90  
**Control** of raw mixture, 53  
**Copper chloride** solution, 86  
**Copper sulphate**, punice, 16
- DENNIS**, 4  
 Dreverhoff, Max, filter-paper, 15
- ECKEL**, 4  
**Elutriation**, 24  
 "Engineering Chemistry," 1  
 "Engineering Record," 83  
**Equivalents**, 2
- FILLING** gas burette, 86  
**Formulas**, Calculation from, 39  
**Fusion**, 23
- GAS** burette, Filling, 86
- HEMPEL**, 4, 86  
 Hempel's apparatus, 86
- INDIGO**, Solution of, 79  
**Introduction**, 1  
**Iron**, Estimation of, 28, 29  
 „ pyrites in clay, 29
- KILN** gas, 90
- LEWKOWITSCH** on oils, 62  
**Limestones** for cement, 38
- MEADE**, R. K. (Portland cement),  
 by, 4, 51, 100
- NELSON'S** sulphur in coke, 65  
 Nessler's reagent, 75
- ORSAT** gas apparatus, 89  
 Orton, 4, 90
- PHILLIP'S** "Engineering Chemistry," 1  
**Potash** for absorption, 86  
 Pyrogallol for absorption, 86
- QUARTERING**, 5
- RAW** materials, calculation of proportion, 38  
**Raw mixture**, Control and alteration of, 53  
**Reagents** required,

- Reddrop's system, 1  
Redwood's viscosimeter, 63
- SAPONIFICATION** equivalent, 66  
Separation of soda and potash, 32  
Shales for cement, 39  
Shimer crucible, 101  
Slurry, Dry standard, 44, 45  
Smith, Lawrence, 31  
Specific gravity, oils, 62  
Standard ammonium chloride, 75  
    " soap solution, 71  
    " potassium nitrate, 79  
    " " permanganate,  
102
- Stanger and Blount, 4  
Strength of solutions, 1
- TAYLOR**, 1  
Thermal units, 61  
Thompson, Lewis, calorimeter, 60
- VOLUMETRIC** determination of lime,  
12  
Volumetric determination of lime,  
Rapid, 101
- WATER** softening, 81  
    " " Lime required, 83



## INDEX TO ANALYTICAL PROCESSES

	Paragraph	Page
Analysis of Ash of coal . . . . .	64	59
Calcareous shale . . . . .		22
Loss on ignition . . . . .	16	22
Silica . . . . .	17	22
Alumina and ferric oxide . . . . .	17	24
Lime and magnesia . . . . .	17	24
Cement, Accurate . . . . .	117	91
Technical . . . . .	123	95
Loss on ignition . . . . .	130	100
Silica and insoluble . . . . .	117, 123	91, 95
Insoluble . . . . .	127	97
Alumina and ferric oxide . . . . .	118, 124	92, 96
Lime . . . . .	119, 120, 125, 132	92, 93, 96, 101
Magnesia . . . . .	121, 126	93, 96, 97
Alkalies . . . . .	122	94
Sulphuric anhydride . . . . .	128	98
Sulphur as sulphide . . . . .	129	99
Carbon dioxide . . . . .	131	100
Keene's . . . . .	134	102
Loss on ignition . . . . .	138	103
Silica and insoluble . . . . .	135	102
Alumina and ferric oxide . . . . .	136	102
Lime . . . . .	136	102
Sulphuric anhydride . . . . .	137	103
Chalk . . . . .	1	6
Moisture . . . . .	2, 3	6
Loss on ignition . . . . .	4	7
Silica and insoluble . . . . .	5, 6	8, 9
Alumina and iron oxide . . . . .	7	10
Lime . . . . .	8, 9, 10	11
Calcium carbonate . . . . .	9	12
Carbon dioxide . . . . .	14, 15	16, 19
Magnesia . . . . .	11	13
Alkalies . . . . .	12	15
Sulphates . . . . .	13	15
Clay . . . . .	18	25
Moisture . . . . .	18	25
Loss on ignition . . . . .	28	30

## 140 INDEX TO ANALYTICAL PROCESSES

	Paragraph	Page
<b>Analysis of Clay—continued</b>		
Silica and insoluble ;	19, 23	26, 28
Sand	18	24
Alumina and iron oxide	19, 24, 25, 26, 27	26, 28, 29
In insoluble	21	27
By fusion	22	27
Lime	19, 24	26, 28
Magnesia	19, 24	26, 28
Alkalies	31	31
Sulphur	29, 30	30, 31
Titanium oxide	20	27
Soluble chloride	32	33
Coal	57	57
Moisture	58	57
Sulphur	63	59
Ash	59	57
Volatile matter	60	57
Fixed carbon	61	58
Coke	62	58
Coke	65	60
Dolomite		21
Gault clay	16, 17	22
Gas, furnace, rotary kiln		84
Collection of samples	104, 105	84, 85
In Hempel apparatus		86
Carbon dioxide	110	87
Oxygen	111	88
Carbon monoxide	112	88
Nitrogen	113	89
Combustible	114	89
In Orsat apparatus	115	89
Gypsum—see <i>Cement, Keene's</i>	134	102
Keene's cement	134	102
Limestones—see <i>Chalk</i>	1	6
Lime	139, 140	103
Lubricants		61
Loss or gain on exposure	68	62
Specific gravity	69	62
Viscosity	78	63
Flash point	71	64
Free mineral acids	72	64
Fatty acids	73	65
Separation of fatty and mineral oils	74	65
Magnesian limestones—see <i>Dolomite</i>		21
Marl—see <i>Gault clay</i>	16-17	22
Natural cement rock		34
Plaster—see <i>Cement, Keene's</i>	134	102
Raw materials—see <i>Limestone and Clay</i>		5
Raw meals—see <i>Slurry</i>		41
Shales, sandstones, slates		34
Slags	33	34
Silica	33	34
Alumina	34, 35	34, 35
Iron oxide	38	35

## INDEX TO ANALYTICAL PROCESSES 141

	Paragraph	Page
<b>Analysis of Slags—continued</b>		
Manganese . . . . .	36	35
Lime and magnesia . . . . .	37	35
Phosphorus . . . . .	39	36
Sulphur . . . . .	40	37
Slurry . . . . .		41
Obtaining samples for . . . . .	42	41, 42
Moisture . . . . .	41	42
Loss on ignition . . . . .	43	42
Silica, alumina and iron oxide, lime, mag- nesia, etc. . . . .	44	42
Calcium carbonate . . . . .	47	43
On Slater's calcimeter . . . . .	50	45
On Bamber's calcimeter . . . . .	50	48
By standard acid . . . . .	52	51
By calculation . . . . .	54	52
Lime—calculated . . . . .	55	52
Organic matter . . . . .	45	43
Water, collection of samples for . . . . .	75	67
Colour, odour, reaction . . . . .	76	67
Sediment and suspended matter . . . . .	77	68
Total solids . . . . .	78	69
Qual. and quan. anal. of . . . . .	79	69
Chlorine as chlorides . . . . .	80	70
Hardness . . . . .	81	71
By standard soap . . . . .	82-85	71, 72
Temporary . . . . .	85	72
Permanent . . . . .	86	72
By standard acid . . . . .	87, 88	73
In a softened water . . . . .	89	74
Free ammonia . . . . .	90, 91, 93	75
Albuminoid ammonia . . . . .	92, 94	75, 76
Oxygen to oxidise . . . . .	95	77
Nitrates and nitrites . . . . .	96, 97	78, 79
Poisonous metals . . . . .	98	80


## INDEX TO APPENDIX

Table	Page
1A. Calculations occurring during clay analysis . . . . .	107
2A. To ascertain proportions to obtain desired raw mixture . . . . .	107
3A. To produce mixture containing certain percentage of $\text{CaCO}_3$ . . . . .	109
4A. } Calculations occurring during slurry analysis . . . . .	109
5A. }	
6A. Directions for making up equivalent solutions, etc. . . . .	110-113
7A. Preparation of normal sodium carbonate solution . . . . .	113
8A. Preparation of decinormal sodium carbonate solution . . . . .	113
9A. Preparation of normal sulphuric acid solution . . . . .	113
10A. Preparation of decinormal sulphuric acid solution . . . . .	113
11A. Preparation of normal hydrochloric acid solution . . . . .	114
12A. Preparation of decinormal hydrochloric acid solution . . . . .	114
13A. Preparation of normal sodium hydrate solution . . . . .	114
14A. Preparation of decinormal sodium hydrate solution . . . . .	114
15A. Preparation of normal potassium hydrate solution . . . . .	114
16A. Preparation of decinormal potassium hydrate solution . . . . .	114
17A. Preparation of decinormal potassium permanganate solution . . . . .	115
18A. Preparation of decinormal potassium bichromate solution . . . . .	115
Preparation of decinormal silver nitrate solution . . . . .	115
19A. Preparation of litmus solution . . . . .	116
20A. Preparation of methyl orange solution . . . . .	116
21A. Preparation of phenolphthalein solution . . . . .	116
22A. Table of atomic weights . . . . .	116
23A. Factors for use in analysis . . . . .	117
24A. Table for estimation of lime in cement . . . . .	118
25A. Table for estimation of magnesia in cement . . . . .	119
26A. Table for estimation of sulphuric anhydride in cement . . . . .	120
27A. } Tables for use with Slater's calcimeter . . . . .	121-122
28A. }	
29A. Table for correction of calcimeter reading . . . . .	122
30A. Table of pressure of aqueous vapour . . . . .	124
31A. Table for temperature correction for Bamber's calcimeter . . . . .	125
32A. Table for barometric correction for Bamber's calcimeter . . . . .	126
33A. Typical analyses, limestones, clays . . . . .	128
Typical analyses, shale, calcareous clay, slag, puzzolanic material . . . . .	129
Typical analyses, raw meals, slurries, cements . . . . .	130
Typical analyses, waters . . . . .	131
34A. Table for use with Blount's specific gravity flask . . . . .	132
35A. Table for use with Anderson's specific gravity flask . . . . .	133
Useful data for testing-room . . . . .	134, 135

Printed by  
BALLANTYNE & CO. LIMITED,  
Tavistock Street, London



A SELECTION FROM  
CHARLES GRIFFIN & CO.'S PUBLICATIONS  
OF  
SCIENTIFIC AND TECHNICAL WORKS.



MESSRS. CHARLES GRIFFIN & COMPANY'S PUBLICATIONS may be obtained through any Bookseller in the United Kingdom, or will be sent on receipt of a remittance to cover published price and postage. To prevent delay, Orders should be accompanied by a Cheque or Postal Order crossed "UNION OF LONDON AND SMITH'S BANK, Chancery Lane Branch."

\*\* For *INDEX*, see next page.



✉ COMPLETE TECHNICAL, MEDICAL, and GENERAL CATALOGUES forwarded Post-free on Application.

LONDON:  
EXETER STREET, STRAND.

*1/3/08.*  
*M.T. 64.*

	PAGE
ADAMS (W. P.), Motor Mechanism, . . .	33
AITKEN (T.), Road Making, . . .	79
ALFORD (C. J.), Mining Law, . . .	57
ALLINGHAM (W.), Meteorology, . . .	41
ANDREWS (L.), Electricity Control, . . .	48
ANGLIN (S.), Design of Structures, . . .	26
ARCHBUTT & DEELEY, Lubrication, . . .	32
ATHERTON (Wm.), Design of Beams, . . .	26
BARKER (D. W.), Works by, . . .	40, 41
BAUER (M.), Precious Stones, . . .	68
BERINGER (J. J. & C.), Assaying, . . .	66
BICHEL & LARSEN, Explosives, . . .	58
BILES (Prof.), Marine Steam Turbine, . . .	28
— Design of Ships, . . .	37
BJÖRLING, Peat, . . .	75
BLACKMORE (E.), Mercantile Marine, . . .	40
BLOUNT (B.) and BLOXAM (A. G.), Eng. and Manuf. Chemistry, . . .	46, 71
BLYTH (A. Wunter), Foods and Poisons, . . .	72
BORCHERS (Dr.), Electric Smelting, . . .	67
BROUGH (B. H.), Mine-Surveying, . . .	56
BRUCE (Robt.), Food Supply, . . .	53
BUCK (R. C.), Algebra & Trigonometry, . . .	42
BURNS (D.), Colliery Electricity, . . .	56
BUTTERFIELD (W. J. A.), Gas, . . .	77
CAIN & THORPE, Synthetic Dyestuffs, . . .	82
CARTER (H. R.), Long Fibre Spinning, . . .	83
CASTELL-EVANS, Chemical Tables, . . .	79
CHATLEY (H.), Flight, . . .	33
CLARK (J.), Soil Bacteria, . . .	73
CLAYWORKER'S HANDBOOK, . . .	75
COLE (Prof. G. A. J.), Works by, . . .	52, 85
COLE (W. H.), Light Railways, . . .	30
COLLINS (H. F.), Lead and Silver, . . .	64
COX (S. H.), Prospecting for Minerals, . . .	53
CROTCH, Telegraphic Systems, . . .	49
CUNNINGHAM (B.), Works by, . . .	27
DAVEY (H.), Pumping Machinery, . . .	36
DIXON (C.), Bird-Life, . . .	85
DONKIN (Bryan), Works, . . .	28
DUERR (Geo.), Bleaching, &c., . . .	84
DUNBAR (Prof.), Sewage Treatment, . . .	76
DUPRE & HAKE, Manual of Chemistry, . . .	70
EICHHORN, Wireless Telegraphy, . . .	49
ENGLISH (T.), Set Squares, . . .	46
FARNSWORTH, Cons. Steel Work, . . .	26
FIDLER (Prof.), Bridge-Construction, . . .	26
FIELD (E. R.), Mining Report Book, . . .	57
FOSTER (Sir C. Le Neve), Works by, . . .	54
GAIRNS (J. F.), Loco. Compounding, . . .	30
GINSBURG (Dr.), Shipmasters' Duties, . . .	43
GOLDING (H. A.), Bonus Tables, . . .	31
GROSSMANN (J.), Chem. Engineering, . . .	70
GURDEN (R.), Traverse Tables, . . .	31
GUTTMANN (O.), Blasting, . . .	58
HANNAN (W. I.), Textile Fibres, . . .	83
HARBORD (F. W.), Steel, . . .	65
HARRISON (J. W.), Sanitation, . . .	78
HEYLIN (H.), Cot. Weavers' Handbk, . . .	83
HICKS (J. A.), Mineral Oil Testing, . . .	61
HOBBS (L.), Engine Design, . . .	27
HODGSON (R. B.), Emery Grinding, . . .	32
HUGHES (H. W.), Coal Mining, . . .	55
HURST (Chas.), Works by, . . .	29
HURST (G. H.), Works by, . . .	80
JAMIESON (Prof.), MANUALS, . . .	34
JOHNSON (J. C. F.), Getting Gold, . . .	59
JUDE (A.), Steam Turbine, . . .	28
JULIAN (H. F.) and SMART (E.), Cyaniding Gold and Silver Ores, . . .	59
KASSNER (T.), Gold Seeking, . . .	59
KERR (G. L.), Works by, . . .	55
KNECHT & RAWSON, Dyeing, . . .	82
LAFAR, Technical Mycology, . . .	74

	PAGE
LAMBERT, Glue, Gelatine, &c., . . .	81
LARARD (C. E.), Eng. Calculations, . . .	31
LAWN (J. G.), Mine Accounts, . . .	57
LEEDS (F. H.), Acetylene, . . .	77
LIVERSIDGE, Engine-Room Practice, . . .	29
MACKENZIE (T.), Mechanics, . . .	42
MACLEOD (W. A.) and WALKER (C.), Metallurgical Chemistry, . . .	60
McLAREN (R. S.), Elem. Mech. Eng., . . .	33
McMILLAN (W. G.), Electro-Metallurgy, . . .	67
— & BORCHERS, Electric Smelting, . . .	67
McWILLIAM, Foundry Practice, . . .	68
MIDDLETON (R. B.), Water Supply, . . .	77
MILL (Dr. R. H.), New Lands, . . .	53
MILLAR (W. J.), Latitude & Longitude, . . .	43
MITCHELL (C. A.), Flesh Foods, . . .	74
— & HEPWORTH (T. C.), Inks, . . .	81
MORGAN (J. J.), Metallurgical Tables, . . .	66
MUNRO & JAMIESON'S Elect. Pkt.-bk., . . .	49
MUNRO (R. D.), Works by, . . .	32
NAYLOR (W.), Trades' Waste, . . .	76
NICHOLSON (W.), Smoke Abatement, . . .	76
NORTH (S.), Oil Fuel, . . .	61
OPPENHEIMER (C.), Works by, . . .	74, 75
OSMOND & STEAD, Micro. Analysis, . . .	60
PARK, (J.), Cyanide Process, . . .	59
— Mining Geology, . . .	56
PEARCE (W. J.), Painting, . . .	80
PETTIGREW (W. F.), Loco. Eng., . . .	30
PHILLIPS & BAUERMAN, Metallurgy, . . .	60
POYNTING & THOMSON, Physics, . . .	50
PRAEGER (R. L.), Open Air Botany, . . .	85
RANKINE'S Works, . . .	35
RAWSON, GARDNER, & LAYCOCK, Dictionary of Dyestuffs, . . .	82
REDGRAVE (G. R.), Cements, . . .	76
REDWOOD (Sir Boverton), Petroleum, . . .	61
— & THOMSON, Handbook, . . .	61
REED (Sir E. J.), Stability of Ships, . . .	37
REID (Geo., M. D.), Sanitation, . . .	78
RICHMOND (H. D.), Works by, . . .	73
RIEMER (J.), Shaft Sinking, . . .	58
ROBERTS-AUSTEN, Metallurgy, . . .	63
ROBINSON (Prof.), Hydraulics, . . .	36
ROSE (T. K.), Gold, Metallurgy of, . . .	63
ROTHWELL, (C. F. S.), Textile Printing, . . .	83
SCHWACKHÖFER, Fuel and Water, . . .	46
SCHWARTZ (Dr. von), Fire Riaks, . . .	77
SEATON (A. E.), Marine Engineering, . . .	44
— & ROUNTHWAITE, Marine Engineers' Pocket-Book, . . .	44
SEXTON (Prof.), Works by, . . .	66, 70
SHELTON (W. V.), Mechanic's Guide, . . .	36
SINDALL, Paper Technology, . . .	81
SMITH (Prof. R. H.), Works by, . . .	45
SMITH (W. J.), Shipmaster's Med. Help, . . .	43
SOLOMON (H. G.), Electricity Meters, . . .	48
STRICKLAND F.), Petrol Motors, . . .	33
SUPLEE (H. H.), Mech. Pocket Book, . . .	45
SYKES (Dr. W. J.), Brewing, . . .	75
TRAILL (T. W.), Boilers, . . .	29
TROTMAN (S. R.), Leather, . . .	81
TURNER (Thos.), Iron, Metallurgy of, . . .	65
— Ironfounding, . . .	68
WALTON (T.), Works by, . . .	38, 44
WEBER (Dr. C. O.), India Rubber, . . .	81
WELLS (S. H.), Engineering Drawing, . . .	32
WIGLEY (T. B.), Jeweller's Art, . . .	68
WILLOUGHBY (Dr. E. F.), Milk, . . .	73
WOOD (Francis), Sanitary Engineering, . . .	78
WORDINGHAM, Electrical Stations, . . .	48
WRIGHT (Dr. A.), Oils and Fats, . . .	71
ZERR & RUBENKAMP, Col. Manuf., . . .	80



## Griffin's Standard Publications

	PAGE
Applied Mechanics, . . . . .	RANKINE, BROWNE, JAMIESON, 35, 46, 34
Civil Engineering, . . . . .	PROF. RANKINE, . . . . . 35
Design of Structures, . . . . .	S. ANGLIN, . . . . . 26
Bridge-Construction, . . . . .	PROF. FIDLER, . . . . . 26
Design of Beams, . . . . .	W. H. ATHERTON, . . . . . 26
Dock and Harbour Eng., . . . . .	B. CUNNINGHAM, . . . . . 27
Engineering Drawing, . . . . .	S. H. WELLS, . . . . . 32
Engine Design, . . . . .	L. HOBBS, . . . . . 27
Constructional Steelwork, . . . . .	A. W. FARNSWORTH, . . . . . 26
Central Electrical Stations, . . . . .	C. H. WORDINGHAM, . . . . . 48
Electricity Control, . . . . .	L. ANDREWS, . . . . . 48
"    Meters, . . . . .	H. G. SOLOMON, . . . . . 48
Light Railways, . . . . .	W. H. COLE, . . . . . 30
Sanitary Engineering, . . . . .	F. WOOD, . . . . . 78
Traverse Tables, . . . . .	R. L. GURDEN, . . . . . 31
Practical Calculations, . . . . .	C. LABARD & H. GOLDING, . . . . . 31
Locomotive Engineering, . . . . .	W. F. PETTIGREW, . . . . . 30
Locomotive Compounding, . . . . .	J. F. GAIENS, . . . . . 30
Valves and Valve-Gearing, . . . . .	CHAS. HURST, . . . . . 29
Marine Engineering, . . . . .	A. E. SEATON, . . . . . 44
The Steam Turbine, . . . . .	ALEXANDER JUDE, . . . . . 28
Marine Steam Turbine, . . . . .	PROF. BILES, . . . . . 28
Engine-Room Practice, . . . . .	J. G. LIVERSIDGE, . . . . . 29
Pocket-Book, . . . . .	SEATON AND ROUNTHWAITE, . . . . . 44
Present Day Shipbuilding, . . . . .	T. WALTON, . . . . . 38
Design of Ships, . . . . .	PROF. HARVARD BILES, . . . . . 37
Steel Vessels, . . . . .	T. WALTON, . . . . . 38
Stability of Ships, . . . . .	SIR E. J. REED, . . . . . 37
The Steam-Engine, . . . . .	RANKINE, JAMIESON, . . . . . 35, 34
Gas, Oil, and Air-Engines, . . . . .	BRYAN DONKIN, . . . . . 28
Petrol Motors and Cars, . . . . .	F. STRICKLAND, . . . . . 33
The Problem of Flight, . . . . .	H. CHATLEY, . . . . . 33
Boilers: Land and Marine, . . . . .	T. W. TRAILL, . . . . . 29
"    "Steam" & "Kitchen," . . . . .	R. D. MUNRO, . . . . . 32
"    Heat Efficiency of, . . . . .	BRYAN DONKIN, . . . . . 28
Oil Fuel, . . . . .	SIDNEY H. NORTH, . . . . . 61
Machinery and Millwork, . . . . .	PROF. RANKINE, . . . . . 35
Pumping Machinery, . . . . .	H. DAVEY, . . . . . 36
Hydraulic Machinery, . . . . .	PROF. ROBINSON, . . . . . 36
Grinding Machinery, . . . . .	R. B. HODGSON, . . . . . 32
Lubrication and Lubricants, . . . . .	ARCHBUTT & DEELEY, . . . . . 32
Rules and Tables, . . . . .	RANKINE AND JAMIESON, . . . . . 35
Bonus Tables, . . . . .	H. A. GOLDING, . . . . . 31
Electrical Pocket-Book, . . . . .	MUNRO AND JAMIESON, . . . . . 49
The Calculus for Engineers, . . . . .	PROF. ROBT. H. SMITH, . . . . . 45
Measurement Conversions, . . . . .	PROF. ROBT. H. SMITH, . . . . . 45

LONDON: CHARLES GRIFFIN & CO., LIMITED, EXETER STREET, STRAND.

FOURTH EDITION, *Revised, with Numerous Diagrams, Examples, and Tables, and a Chapter on Foundations. In Large 8vo. Cloth. 16s.*

## THE DESIGN OF STRUCTURES:

A Practical Treatise on the Building of Bridges, Roofs, &c.

By S. ANGLIN, C.E.,

Master of Engineering, Royal University of Ireland, late Whitworth Scholar, &c.

"We can unhesitatingly recommend this work not only to the Student, as the **BEST** TEXT-BOOK on the subject, but also to the professional engineer as an **EXCEEDINGLY** VALUABLE book of reference."—*Mechanical World.*

In Large Crown 8vo. Handsome Cloth. With 201 Illustrations. 6s. net.

AN INTRODUCTION TO

## THE DESIGN OF BEAMS, GIRDERS, AND COLUMNS IN MACHINES AND STRUCTURES.

With Examples in Graphic Statics.

By WILLIAM H. ATHERTON, M.Sc., M.I.MECH.E.

"A very useful source of information. . . . A work which we commend very highly."—*Nature.*

THIRD EDITION, *Thoroughly Revised. Royal 8vo. With numerous Illustrations and 13 Lithographic Plates. Handsome Cloth. Price 30s.*

## A PRACTICAL TREATISE ON BRIDGE-CONSTRUCTION:

Being a Text-Book on the Construction of Bridges in Iron and Steel.

FOR THE USE OF STUDENTS, DRAUGHTSMEN, AND ENGINEERS.

By T. CLAXTON FIDLER, M. INST. C. E.,

Prof. of Engineering, University College, Dundee.

"The new edition of Mr. Fidler's work will again occupy the same **CONSPICUOUS** POSITION among professional text-books and treatises as has been accorded to its predecessors. **SOUND, SIMPLE, AND FULL.**"—*The Engineer.*

*In Medium 8vo. Pp. i-xv + 248, fully Illustrated. Price 10s. 6d. net.*

## CONSTRUCTIONAL STEELWORK:

Being Notes on the Practical Aspect and the Principles of Design, together with an Account of the Present Methods and Tools of Manufacture.

By A. W. FARNSWORTH,

Associate Member of the Institute of Mechanical Engineers.

"A worthy volume, which will be found of much assistance. . . . A book of particular value."—*Practical Engineer.*

LONDON: CHARLES GRIFFIN & CO., LIMITED, EXETER STREET, STRAND.

In Large 8vo. Handsome Cloth, Gilt, Uniform with *Stability of Ships and Steel Ships* (p. 38). With 34 Folding Plates and 468 Illustrations in the Text. 30s. net.

## The Principles and Practice of DOCK ENGINEERING.

By BRYSSON CUNNINGHAM.

### GENERAL CONTENTS.

Historical and Discursive.—Dock Design.—Constructive Appliances.—Materials.—Dock and Quay Walls.—Entrance Passages and Locks.—Jetties, Wharves, and Piers.—Dock Gates and Caissons.—Transit Sheds and Warehouses.—Dock Bridges.—Graving and Repairing Docks.—Working Equipment of Docks.—INDEX.

"We have never seen a more profusely-illustrated treatise. It is a most important standard work, and should be in the hands of all dock and harbour engineers."—*Steamship*.  
"Will be of the greatest service to the expert as a book of reference."—*Engineer*.

In Large 8vo. With Folding Plates and Numerous Illustrations. 16s. net.

### A COMPANION VOLUME TO "DOCK ENGINEERING."

## THE PRINCIPLES AND PRACTICE OF HARBOUR ENGINEERING.

By BRYSSON CUNNINGHAM.

CONTENTS.—Introductory.—Harbour Design.—Surveying, Marine and Submarine.—Piling.—Stone, Natural and Artificial.—Breakwater Design.—Breakwater Construction.—Pierheads, Quays, and Landing Stages.—Entrance Channels.—Channel Demarcation.—INDEX.

In Large Crown 8vo. Handsome Cloth. 4s. 6d. net.

## THE THERMO-DYNAMIC PRINCIPLES OF ENGINE DESIGN.

By LIONEL M. HOBBS,

Engineer-Lieutenant, R.N.: Instructor in Applied Mechanics and Marine Engine Design at the Royal Naval College, Greenwich.

CONTENTS.—Laws and Principles of Thermo-Dynamics.—Hot-Air Engines.—Gas and Oil Engines.—Refrigerating Machines.—Transmission of Power by Compressed Air.—The Steam Engine.—Unresisted Expansion and Flow through Orifices.—Flow of Gases along Pipes.—Steam Injectors and Ejectors.—Steam Turbines.—APPENDICES.—INDEX.

"Serves its purpose admirably . . . should prove of invaluable service . . . well up-to-date."—*Shipping World*.

LONDON: CHARLES GRIFFIN & CO., LIMITED, EXETER STREET, STRAND.

In Handsome Cloth. With 252 Illustrations. 15s. net.

## THE THEORY OF THE STEAM TURBINE.

A Treatise on the Principles of Construction of the Steam Turbine,  
with Historical Notes on its Development.

By ALEXANDER JUDE.

CONTENTS.—Fundamental.—Historical Notes on Turbines.—The Velocity of Steam.—Types of Steam Turbines.—Practical Turbines.—The Efficiency of Turbines, Type I.—Trajectory of the Steam.—Efficiency of Turbines, Types II., III. and IV.—Turbine Vanes.—Disc and Vane Friction in Turbines.—Specific Heat of Superheated Steam.—Strength of Rotating Discs.—Governing Steam Turbines.—Steam Consumption of Turbines.—The Whirling of Shafts.—Speed of Turbines.—INDEX.

"One of the latest text-books . . . also one of the best . . . there is absolutely no padding."—*Sir William White* in the *Times* Engineering Supplement.

In Large Crown 8vo. Handsome Cloth. With 131 Illustrations. 6s. net.

## LECTURES ON THE MARINE STEAM TURBINE.

By PROF. J. HARVARD BILES, M.INST.N.A.,

Professor of Naval Architecture in the University of Glasgow.

"This is the best popular work on the marine steam turbine which has yet appeared."—*Steamship*.

Works by BRYAN DONKIN, M.Inst.C.E., M.Inst.Mech.E., &c.

FOURTH EDITION, Revised and Enlarged. With additional Illustrations.  
Large 8vo, Handsome Cloth. 25s. net.

## A TEXT-BOOK ON GAS, OIL, AND AIR ENGINES.

By BRYAN DONKIN, M.INST.C.E., M.INST.MECH.E.

CONTENTS.—PART I.—Gas Engines: General Description of Action and Parts.—Heat Cycles and Classification of Gas Engines.—History of the Gas Engine.—The Atkinson, Griffin, and Stockport Engines.—The Otto Gas Engine.—Modern British Gas Engines.—Modern French Gas Engines.—German Gas Engines.—Gas Production for Motive Power.—Utilisation of Blast-furnace and Coke-oven Gases for Power.—The Theory of the Gas Engine.—Chemical Composition of Gas in an Engine Cylinder.—Utilisation of Heat in a Gas Engine.—Explosion and Combustion in a Gas Engine.—PART II.—Petroleum Engines: The Discovery, Utilisation, and Properties of Oil.—Method of Treating Oil.—Carburators.—Early Oil Engines.—Practical Application of Gas and Oil Engines.—PART III.—Air Engines.—APPENDICES.—INDEX.

"The best book now published on Gas, Oil, and Air Engines."—*Engineer*.

In Quarto, Handsome Cloth. With Numerous Plates. 25s.

## THE HEAT EFFICIENCY OF STEAM BOILERS (LAND, MARINE, AND LOCOMOTIVE).

By BRYAN DONKIN, M.INST.C.E.

GENERAL CONTENTS.—Classification of Different Types of Boilers.—425 Experiments on English and Foreign Boilers with their Heat Efficiencies shown in Fifty Tables.—Fire Grates of Various Types.—Mechanical Stokers.—Combustion of Fuel in Boilers.—Transmission of Heat through Boiler Plates, and their Temperature.—Feed Water Heaters, Superheaters, Feed Pumps, &c.—Smoke and its Prevention.—Instruments used in Testing Boilers.—Marine and Locomotive Boilers.—Fuel Testing Stations.—Discussion of the Trials and Conclusions.—On the Choice of a Boiler, and Testing of Land, Marine, and Locomotive Boilers.—Appendices.—Bibliography.—INDEX.

"Probably the most exhaustive résumé that has ever been collected. A PRACTICAL BOOK by a thoroughly practical man."—*Iron and Coal Trades Review*.

LONDON: CHARLES GRIFFIN & CO., LIMITED, EXETER STREET, STRAND.

FOURTH EDITION, Revised. Pocket-Size, Leather, 12s. 6d.

## BOILERS, MARINE AND LAND: THEIR CONSTRUCTION AND STRENGTH.

A HANDBOOK OF RULES, FORMULÆ, TABLES, &C., RELATIVE TO MATERIAL,  
SCANTLINGS, AND PRESSURES, SAFETY VALVES, SPRINGS,  
FITTINGS AND MOUNTINGS, &C.

FOR THE USE OF ENGINEERS, SURVEYORS, BOILER-MAKERS,  
AND STEAM USERS.

By T. W. TRAILL, M. INST. C. E., F. E. R. N.,

Late Engineer Surveyor-in-Chief to the Board of Trade.

"Contains an ENORMOUS QUANTITY OF INFORMATION arranged in a very convenient form. . .  
A MOST USEFUL VOLUME . . . supplying information to be had nowhere else."—*The Engineer*.

FIFTH EDITION. Large Crown 8vo. With numerous  
Illustrations. 6s. net.

## ENGINE-ROOM PRACTICE:

A Handbook for Engineers and Officers in the Royal Navy and Mercantile  
Marine, including the Management of the Main and Auxiliary  
Engines on Board Ship.

By JOHN G. LIVERSIDGE, R.N., A.M.I.C.E.

*Contents.*—General Description of Marine Machinery.—The Conditions of Service and  
Duties of Engineers of the Royal Navy.—Entry and Conditions of Service of Engineers of  
the Leading S.S. Companies.—Raising Steam—Duties of a Steaming Watch on Engines  
and Boilers.—Shutting off Steam—Harbour Duties and Watches.—Adjustments and  
Repairs of Engines.—Preservation and Repairs of "Tank" Boilers.—The Hull and its  
Fittings.—Cleaning and Painting Machinery.—Reciprocating Pumps, Feed Heaters, and  
Automatic Feed-Water Regulators.—Evaporators.—Steam Boats.—Electric Light  
Machinery.—Hydraulic Machinery.—Air-Compressing Pumps.—Refrigerating Machines.  
—Machinery of Destroyers.—The Management of Water-Tube Boilers.—Regulations for  
Entry of Assistant Engineers, R.N.—Questions given in Examinations for Promotion of  
Engineers, R.N.—Regulations respecting Board of Trade Examinations for Engineers, &c.

"This VERY USEFUL BOOK. . . ILLUSTRATIONS are of GREAT IMPORTANCE in a work  
of this kind, and it is satisfactory to find that SPECIAL ATTENTION has been given in this  
respect."—*Engineers' Gazette*.

FIFTH EDITION, Thoroughly Revised and Greatly Enlarged.  
With Numerous Illustrations. Price 10s. 6d.

## VALVES AND VALVE-GEARING:

A Practical Text-book for the use of Engineers, Draughtsmen, and Students.

By CHARLES HURST, PRACTICAL DRAUGHTSMAN.

PART I.—Steam Engine Valves.	PART III.—Air Compressor Valves and Gearing.
PART II.—Gas Engine Valves and Gears.	PART IV.—Pump Valves.

"MR. HURST'S VALVES AND VALVE-GEARING will prove a very valuable aid, and tend to the  
production of Engines of SCIENTIFIC DESIGN and ECONOMICAL WORKING. . . Will be largely  
sought after by Students and Designers."—*Marine Engineer*.

"As a practical treatise on the subject, the book stands without a rival."—*Mechanical World*.

**Hints on Steam Engine Design and Construction.** By CHARLES  
HURST, "Author of Valves and Valve Gearing." SECOND EDITION,  
Revised. In Paper Boards, 8vo., Cloth Back. Illustrated. Price  
1s. 6d. net.

CONTENTS.—I. Steam Pipes.—II. Valves.—III. Cylinders.—IV. Air Pumps and Con-  
densers.—V. Motion Work.—VI. Crank Shafts and Pedestals.—VII. Valve Gear.—VIII.  
Lubrication.—IX. Miscellaneous Details.—INDEX.

"A handy volume which every practical young engineer should possess."—*The Mode Engineer*.

LONDON: CHARLES GRIFFIN & CO., LIMITED, EXETER STREET, STRAND.

SECOND EDITION, Revised. With numerous Plates reduced from Working Drawings and 280 Illustrations in the Text. 21s.

## A MANUAL OF LOCOMOTIVE ENGINEERING :

A Practical Text-Book for the Use of Engine Builders,  
Designers and Draughtsmen, Railway  
Engineers, and Students.

By WILLIAM FRANK PETTIGREW, M.INST.C.E.  
With a Section on American and Continental Engines.  
By ALBERT F. RAVENSHEAR, B.Sc.,  
Of His Majesty's Patent Office.

*Contents.*—Historical Introduction, 1763-1863.—Modern Locomotives: Simple.—Modern Locomotives: Compound.—Primary Consideration in Locomotive Design.—Cylinders, Steam Chests, and Stuffing Boxes.—Pistons, Piston Rods, Crossheads, and Slide Bars.—Connecting and Coupling Rods.—Wheels and Axles, Axle Boxes, Hornblocks, and Bearing Springs.—Balancing.—Valve Gear.—Slide Valves and Valve Gear Details.—Framing, Bogies and Axle Trucks, Radial Axle Boxes.—Boilers.—Smokebox, Blast Pipe, Firebox Fittings.—Boiler Mountings.—Tenders.—Railway Brakes.—Lubrication.—Consumption of Fuel, Evaporation and Engine Efficiency.—American Locomotives.—Continental Locomotives.—Repairs, Running, Inspection, and Renewals.—Three Appendices.—Index.

"The work CONTAINS ALL THAT CAN BE LEARNED from a book upon such a subject. It will at once rank as THE STANDARD WORK UPON THIS IMPORTANT SUBJECT."—*Railway Magazine*.

In Large 8vo. Fully Illustrated. 8s. 6d. net.

## LOCOMOTIVE COMPOUNDING AND SUPERHEATING.

By J. F. GAIRNS.

*CONTENTS.*—Introductory.—Compounding and Superheating for Locomotives.—A Classification of Compound Systems for Locomotives.—The History and Development of the Compound Locomotive.—Two-Cylinder Non-Automatic Systems.—Two-Cylinder Automatic Systems.—Other Two-Cylinder Systems.—Three-Cylinder Systems.—Four-Cylinder Tandem Systems.—Four-Cylinder Two-Crank Systems (other than Tandem).—Four-Cylinder Balanced Systems.—Four-Cylinder Divided and Balanced Systems.—Articulated Compound Engines.—Triple-Expansion Locomotives.—Compound Rack Locomotives.—Concluding Remarks Concerning Compound Locomotives.—The Use of Superheated Steam for Locomotives.—INDEX.

"A welcome addition to the library of the railway engineer."—*Engineering Times*.

In Large 8vo. Handsome Cloth. With Plates and Illustrations. 16s.

## LIGHT RAILWAYS AT HOME AND ABROAD.

By WILLIAM HENRY COLE, M.INST.C.E.,  
Late Deputy-Manager, North-Western Railway, India.

*Contents.*—Discussion of the Term "Light Railways."—English Railways, Rates, and Farmers.—Light Railways in Belgium, France, Italy, other European Countries, America and the Colonies, India, Ireland.—Road Transport as an alternative.—The Light Railways Act, 1896.—The Question of Gauge.—Construction and Working.—Locomotives and Rolling-Stock.—Light Railways in England, Scotland, and Wales.—Appendices and Index.

"Will remain, for some time yet a STANDARD WORK in everything relating to Light Railways."—*Engineer*.

"The whole subject is EXHAUSTIVELY and PRACTICALLY considered. The work can be cordially recommended as INDISPENSABLE to those whose duty it is to become acquainted with one of the prime necessities of the immediate future."—*Railway Official Gazette*.

LONDON: CHARLES GRIFFIN & CO., LIMITED, EXETER STREET, STRAND.

In Crown 8vo. Handsome Cloth. Fully Illustrated. 6s. net.

## PRACTICAL CALCULATIONS FOR ENGINEERS.

BY CHARLES E. LARARD,

A.M.Inst.C.E., M.I.Mech.E., Wh.Exh.,  
Head of the Mechanical Engineering Department at the Northampton Institute, London, E.C.

AND H. A. GOLDING, A.M.I.Mech.E.

CONTENTS.—SECTION I.—Contracted Methods of Calculation.—Technical Mensuration.—Practical Calculation by Logarithms.—The Slide Rule and its Applications.—Squared Paper and its Uses. SECTION II.—Pulleys and Wheels in Train.—Speed Ratios and Practical Examples.—Principle of Moments Applied to Practical Problems.—Work and Power.—Energy and Speed Fluctuations.—Transmission of Work through Machines.—Friction and Efficiency.—Transmission of Power.—Shafting.—Motion on a Circle.—Momentum, Acceleration, and Force Action. SECTION III.—Temperature Scales.—Units of Heat.—Specific Heat.—Heat and Work.—Heat Value of Fuels.—Heat Losses in Engine and Boiler Plant.—Properties of Steam.—Moisture and Dryness Fraction.—Steam and Fuel Calculations.—Boiler Efficiency.—Size of Boiler.—Engine Calculations.—Power, Indicated and Brake.—Calculations for Dimensions.—Steam Consumption and Willans Law.—Efficiencies, Comparative Costs of Power Production.—Commercial Efficiency. SECTION IV.—The Commercial side of Engineering.—Calculation of Weights.—Division of Costs, Material and Labour, Shop Charges and Establishment Charges.—Estimates.—Profit.—Use of Squared Paper in the Estimating Department and to the General Management.

"Exactly what it should be in order to make it useful to students and practitioners of engineering."—*Manchester Guardian*.

SIXTH EDITION. Folio, strongly half-bound, 21s.

## TRAVERSE TABLES:

Computed to Four Places of Decimals for every Minute of Angle up to 100 of Distance.

For the Use of Surveyors and Engineers.

BY RICHARD LLOYD GURDEN,

Authorised Surveyor for the Governments of New South Wales and Victoria.

\* \* \* *Published with the Concurrence of the Surveyors-General for New South Wales and Victoria.*

"Those who have experience in exact SURVEY-WORK will best know how to appreciate the enormous amount of labour represented by this valuable book. The computations enable the user to ascertain the sines and cosines for a distance of twelve miles to within half an inch, and this BY REFERENCE TO BUT ONE TABLE, in place of the usual Fifteen minute computations required. This alone is evidence of the assistance which the Tables ensure to every user, and as every Surveyor in active practice has felt the want of such assistance FEW KNOWING OF THEIR PUBLICATION WILL REMAIN WITHOUT THEM."  
—*Engineer*

Strongly Bound in Super Royal 8vo. Cloth Boards. 7s. 6d. net.

## BONUS TABLES:

For Calculating Wages on the Bonus or Premium Systems.

For Engineering, Technical and Allied Trades.

BY HENRY A. GOLDING, A.M.INST.M.E.,

Technical Assistant to Messrs. Bryan Donkin and Clench, Ltd., and Assistant Lecturer in Mechanical Engineering at the Northampton Institute, London, E.C.

"Cannot fail to prove practically serviceable to those for whom they have been designed."—*Sootsman*.

LONDON: CHARLES GRIFFIN & CO., LIMITED, EXETER STREET, STRAND.

SECOND EDITION. Large 8vo, Handsome Cloth. With  
Illustrations, Tables, &c. 21s. net.

## Lubrication & Lubricants:

A Treatise on the Theory and Practice of Lubrication, and on the  
Nature, Properties, and Testing of Lubricants.

BY  
LEONARD ARCHBUTT, F.I.C., F.C.S.,  
Chemist to the Mid. Ry. Co.

AND  
R. M. DEELEY, M.I.Mech.E., F.G.S.  
Chief Loco. Super., Mid. Ry. Co.

CONTENTS.—I. Friction of Solids.—II. Liquid Friction or Viscosity, and Plastic Friction.—III. Superficial Tension.—IV. The Theory of Lubrication.—V. Lubricants, their Sources, Preparation, and Properties.—VI. Physical Properties and Methods of Examination of Lubricants.—VII. Chemical Properties and Methods of Examination of Lubricants.—VIII. The Systematic Testing of Lubricants by Physical and Chemical Methods.—IX. The Mechanical Testing of Lubricants.—X. The Design and Lubrication of Bearings.—XI. The Lubrication of Machinery.—INDEX.

"Contains practically ALL THAT IS KNOWN on the subject. Deserves the careful attention of all Engineers."—*Railway Official Gazette*.

FOURTH EDITION. *Very fully Illustrated. Cloth, 4s. 6d.*

## STEAM - BOILERS:

THEIR DEFECTS, MANAGEMENT, AND CONSTRUCTION,

By R. D. MUNRO,

*Chief Engineer of the Scottish Boiler Insurance and Engine Inspection Company.*

"A valuable companion for workmen and engineers engaged about Steam Boilers, ought to be carefully studied, and ALWAYS AT HAND."—*Coll. Guardian*.

BY THE SAME AUTHOR.

KITCHEN BOILER EXPLOSIONS: Why  
they Occur, and How to Prevent their Occurrence. A Practical Handbook  
based on Actual Experiment. With Diagram and Coloured Plate. 3s.

*In Crown 8vo, Cloth. Fully Illustrated. 5s. net.*

## EMERY GRINDING MACHINERY.

A Text-Book of Workshop Practice in General Tool Grinding, and the  
Design, Construction, and Application of the Machines Employed.

By R. B. HODGSON, A.M. INST. MECH. E.

"Eminently practical . . . cannot fail to attract the notice of the users of this class of  
machinery, and to meet with careful perusal."—*Chem. Trade Journal*.

FIFTH EDITION. In Two Parts, Published Separately.

A TEXT-BOOK OF

## Engineering Drawing and Design.

By SIDNEY H. WELLS, W.H.Sc., A.M.I.C.E., A.M.I.MECH.F.

VOL. I.—PRACTICAL GEOMETRY, PLANE, AND SOLID. 4s. 6d.

VOL. II.—MACHINE AND ENGINE DRAWING AND DESIGN. 4s. 6d.

*With many Illustrations, specially prepared for the Work, and numerous  
Examples, for the Use of Students in Technical Schools and Colleges.*

"A CAPITAL TEXT-BOOK, ARRANGED ON AN EXCELLENT SYSTEM, calculated to give an intelligent  
grasp of the subject, and not the mere faculty of mechanical copying. . . . Mr. Wells shows  
how to make COMPLETE WORKING-DRAWINGS, discussing fully each step in the design."—*Electrical  
Review*

LONDON: CHARLES GRIFFIN & CO., LIMITED EXETER STREET, STRAND.



IN THREE PARTS. Crown 8vo, Handsome Cloth. Very Fully Illustrated.  
**MOTOR-CAR MECHANISM AND MANAGEMENT.**

By W. POYNTER ADAMS, M. INST. E. E.

**PART I.—THE PETROL CAR.** 5s. net.

SECOND EDITION. With important new Appendix, illustrating and defining parts of actual cars in use.

**Contents.**—SECTION I.—THE MECHANISM OF THE PETROL CAR.—The Engine.—The Engine Accessories.—Electrical Ignition and Accessories.—Multiple Cylinder Engines.—The Petrol.—The Chassis and Driving Gear.—SECTION II.—THE MANAGEMENT OF THE PETROL CAR.—The Engine.—The Engine Accessories.—Electrical Ignition.—The Chassis and Driving Gear.—General Management.—APPENDIX.—GLOSSARY.—INDEX.

"Should be carefully studied by those who have anything to do with motors."—*Automobile and Carriage Builders' Journal.*

\* \* PART II. The Electrical Car, and PART III. The Steam Car will be issued shortly.

In Large 8vo. Handsome Cloth. Very Fully Illustrated. 18s. net

**A MANUAL OF  
 PETROL MOTORS AND MOTOR-CARS.**

*Comprising the Designing, Construction, and Working of Petrol Motors.*

By F. STRICKLAND.

GENERAL CONTENTS.—PART I: ENGINES.—Historical.—Power Required.—General Arrangement of Engines.—Ignition.—Carburettors.—Cylinders, Pistons, Valves, &c.—Crank Shafts, Crank Chambers, Cams, Runners, Guides, &c.—Pumps.—Flywheels.—Pipe Arrangements.—Silencers.—Engine Control, Balancing.—Motor Cycle Engines.—Marine Motors.—Two-Cycle Motors.—Paraffin Carburettors.—Gas Producers. PART II: CARS.—General Arrangements.—Clutches.—Transmission.—Differential Gears.—Universal Joints.—Axles.—Springs.—Radius Rods.—Brakes.—Wheels.—Frames.—Steering Gear.—Radiator.—Steps, Mudguards, Bonnets, &c.—Lubrication.—Ball Bearings.—Bodies.—Factors of Safety.—Calculations of Stresses.—Special Change Speed Gears.—Special Cars.—Commercial Vehicles.—Racing Cars.—INDEX.

"Thoroughly practical and scientific. . . . We have pleasure in recommending it to all."—*Mechanical Engineer.*

In Large 8vo. Cloth. Fully Illustrated. 10s. 6d. net.

**THE PROBLEM OF FLIGHT.**

By HERBERT CHATLEY, B. SC. (ENG.), LONDON,  
 Lecturer in Applied Mechanics, Portsmouth Technical Institute.

CONTENTS.—The Problem of Flight.—The Helix.—The Aeroplane.—The Aviplane.—Dirigible Balloons.—Form and Fittings of the Airship.—APPENDICES (*The Possibility of Flight, Weight, A Flexible Wing, Theory of Balance, Bibliography*).—INDEX.

"An epitome of the knowledge available on the subject."—*Scotsman.*

In Crown 8vo. Handsome Cloth. With 105 Illustrations. 5s. net.

**MECHANICAL ENGINEERING  
 FOR BEGINNERS.**

By R. S. M<sup>C</sup>LAREN.

CONTENTS.—Materials.—Bolts and Nuts, Studs, Set Screws.—Boilers.—Steam Raising Accessories.—Steam Pipes and Valves.—The Steam Engine.—Power Transmission.—Condensing Plant.—The Steam Turbine.—Electricity.—Hydraulic Machinery.—Gas and Oil Engines.—Strength of Beams, and Useful Information.—INDEX.

LONDON: CHARLES GRIFFIN & CO., LIMITED, EXETER STREET, STRAND.

## WORKS BY

**ANDREW JAMIESON, M.INST.C.E., M.I.E.E., F.R.S.E.,**  
*Formerly Professor of Electrical Engineering, The Glas. and W. of Scot. Tech. Coll.*

**PROFESSOR JAMIESON'S ADVANCED TEXT-BOOKS.**

*In Large Crown 8vo. Fully Illustrated.*

**STEAM AND STEAM-ENGINES, INCLUDING TURBINES**

AND BOILERS. For the Use of Engineers and for Students preparing for Examinations. With 800 pp., over 400 Illustrations, 11 Plates, many B. of E., C. and G., Questions and Answers, and all Inst. C.E. Exams. on *Theory of Heat Engines*. FIFTEENTH EDITION, Revised. 10s. 6d.

"The BEST BOOK yet published for the use of Students."—*Engineer*.

**APPLIED MECHANICS & MECHANICAL ENGINEERING.**

*Including All the Inst. C.E. Exams.* in (i) Applied Mechanics; (2) Strength and Elasticity of Materials; (3a) Theory of Structures; (ii) Theory of Machines; Hydraulics. Also B. of E.; C. and G. Questions.

Vol. I.—Comprising 568 pages, 300 Illustrations, and Questions: Part I., The Principle of Work and its Applications; Part II.: Friction, Lubrication of Bearings, &c.; Different kinds of Gearing and their Applications to Workshop Tools, &c. FIFTH EDITION. 8s. 6d.

"FULLY MAINTAINS the reputation of the Author."—*Pract. Engineer*.

Vol. II.—Comprising Parts III. to VI., with over 800 pages, 371 Illustrations; Motion and Energy, Theory of Structures or Graphic Statics; Strength and Elasticity of Materials; Hydraulics and Hydraulic Machinery. FIFTH EDITION. 12s. 6d.

"WELL AND LUCIDLY WRITTEN."—*The Engineer*.

\*.\* Each of the above volumes is complete in itself, and sold separately.

**PROFESSOR JAMIESON'S INTRODUCTORY MANUALS**

*Crown 8vo. With Illustrations and Examination Papers.*

**STEAM AND THE STEAM-ENGINE (Elementary**

Manual of). For First-Year Students, forming an Introduction to the Author's larger Work. ELEVENTH EDITION, Revised and Enlarged. 3/6.

"Should be in the hands of EVERY engineering apprentice."—*Practical Engineer*.

**MAGNETISM AND ELECTRICITY (Practical Elementary**

Manual of). For First-Year Students. With Stud. Inst. C.E. and B. of E. Exam. Questions. SEVENTH EDITION, Revised and Enlarged. 3/6.

"A THOROUGHLY TRUSTWORTHY Text-book. PRACTICAL and clear."—*Nature*.

**APPLIED MECHANICS (Elementary Manual of).**

For First-Year Students. With B. of E., C. and G.; and Stud. Inst. C.E. Questions. EIGHTH EDITION, Revised and Greatly Enlarged. 3/6.

"The work has VERY HIGH QUALITIES, which may be condensed into the one word 'CLEAR.'"—*Science and Art*.

**A POCKET-BOOK of ELECTRICAL RULES and TABLES.**

For the Use of Electricians and Engineers. By JOHN MUNRO, C.E., and Prof. JAMIESON. Pocket Size. Leather, 8s. 6d. EIGHTEENTH EDITION. [See p. 49.]

LONDON: CHARLES GRIFFIN & CO., LIMITED, EXETER STREET, STRAND.

---

**WORKS BY W. J. MACQUORN RANKINE, LL.D., F.R.S.**

Thoroughly Revised by W. J. MILLAR, C.E.

---

**A MANUAL OF APPLIED MECHANICS:** Comprising the Principles of Statics and Cinematics, and Theory of Structures, Mechanism, and Machines. With Numerous Diagrams. Crown 8vo, Cloth. SEVENTEENTH EDITION. 12s. 6d.

**A MANUAL OF CIVIL ENGINEERING:** Comprising Engineering Surveys, Earthwork, Foundations, Masonry, Carpentry, Metal Work, Roads, Railways, Canals, Rivers, Waterworks, Harbours, &c. With Numerous Tables and Illustrations. Crown 8vo, Cloth. TWENTY-THIRD EDITION. 16s.

**A MANUAL OF MACHINERY AND MILLWORK:** Comprising the Geometry, Motions, Work, Strength, Construction, and Objects of Machines, &c. With nearly 300 Illustrations. Crown 8vo, Cloth. SEVENTH EDITION. 12s. 6d.

**A MANUAL OF THE STEAM-ENGINE AND OTHER PRIME MOVERS.** With a Section on GAS, OIL, and AIR ENGINES, by BRYAN DONKIN, M.Inst.C.E. With Folding Plates and Numerous Illustrations. Crown 8vo, Cloth. SEVENTEENTH EDITION. 12s. 6d.

**USEFUL RULES AND TABLES:** For Architects, Builders, Engineers, Founders, Mechanics, Shipbuilders, Surveyors, &c. With APPENDIX for the use of ELECTRICAL ENGINEERS. By Professor JAMIESON, M.Inst.C.E., M.I.E.E. SEVENTH EDITION. 10s. 6d.

**A MECHANICAL TEXT-BOOK:** A Practical and Simple Introduction to the Study of Mechanics. By Professor RANKINE and E. F. BAMBER, C.E. With Numerous Illustrations. Crown 8vo, Cloth. FIFTH EDITION. 9s.

\*,\* The "MECHANICAL TEXT-BOOK" was designed by Professor RANKINE as an INTRODUCTION to the above Series of Manuals.

**MISCELLANEOUS SCIENTIFIC PAPERS.** Part I. Temperature, Elasticity, and Expansion of Vapours, Liquids, and Solids. Part II. Energy and its Transformations. Part III. Wave-Forms, Propulsion of Vessels, &c. With Memoir by Professor TAIT, M.A. With fine Portrait on Steel, Plates, and Diagrams. Royal 8vo. Cloth. 31s. 6d.

"No more enduring Memorial of Professor Rankine could be devised than the publication of these papers in an accessible form. . . . The Collection is most valuable on account of the nature of his discoveries, and the beauty and completeness of his analysis."  
—*Architect.*

---

LONDON: CHARLES GRIFFIN & CO., LIMITED, EXETER STREET, STRAND.

THIRD EDITION, *Thoroughly Revised and Enlarged. With 60 Plates and Numerous Illustrations. Handsome Cloth. 34s.*

# HYDRAULIC POWER

AND

## HYDRAULIC MACHINERY.

BY

HENRY ROBINSON, M. INST. C.E., F.G.S.,

FELLOW OF KING'S COLLEGE, LONDON; PROF. EMERITUS OF CIVIL ENGINEERING,  
KING'S COLLEGE, ETC., ETC.

CONTENTS—Discharge through Orifices.—Flow of Water through Pipes.—Accumulators.—Presses and Lifts.—Hoists.—Rams.—Hydraulic Engines.—Pumping Engines.—Capstans.—Traversers.—Jacks.—Weighing Machines.—Riveters and Shop Tools.—Punching, Shearing, and Flanging Machines.—Cranes.—Coal Discharging Machines.—Drills and Cutters.—Pile Drivers, Excavators, &c.—Hydraulic Machinery applied to Bridges, Dock Gates, Wheels and Turbines.—Shields.—Various Systems and Power Installations—Meters, &c.—INDEX.

"The standard work on the application of water power."—*Cassier's Magazine.*

*Second Edition, Greatly Enlarged. With Frontispiece, several Plates, and over 250 Illustrations. 21s. net.*

## THE PRINCIPLES AND CONSTRUCTION OF

# PUMPING MACHINERY

(STEAM AND WATER PRESSURE).

With Practical Illustrations of ENGINES and PUMPS applied to MINING, TOWN WATER SUPPLY, DRAINAGE of Lands, &c., also Economy and Efficiency Trials of Pumping Machinery.

BY HENRY DAVEY,

Member of the Institution of Civil Engineers, Member of the Institution of Mechanical Engineers, F.G.S., &amp;c.

CONTENTS—Early History of Pumping Engines—Steam Pumping Engines—Pumps and Pump Valves—General Principles of Non-Rotative Pumping Engines—The Cornish Engine, Simple and Compound—Types of Mining Engines—Pit Work—Shaft Sinking—Hydraulic Transmission of Power in Mines—Electric Transmission of Power—Valve Gears of Pumping Engines—Water Pressure Pumping Engines—Water Works Engines—Pumping Engine Economy and Trials of Pumping Machinery—Centrifugal and other Low-Lift Pumps—Hydraulic Rams, Pumping Mains, &c.—INDEX.

"By the 'one English Engineer who probably knows more about Pumping Machinery than ANY OTHER.' . . . A VOLUME RECORDING THE RESULTS OF LONG EXPERIENCE AND STUDY."—*The Engineer.*

"Undoubtedly THE BEST AND MOST PRACTICAL TREATISE ON Pumping Machinery THAT HAS YET BEEN PUBLISHED."—*Mining Journal.*

LONDON: CHARLES GRIFFIN & CO., LIMITED, EXETER STREET, STRAND

AT PRESS. In Large 8vo. Handsome Cloth. Profusely Illustrated.  
IN TWO VOLUMES, Each Complete in itself, and  
SOLD SEPARATELY.

# THE DESIGN AND CONSTRUCTION OF SHIPS.

BY JOHN HARVARD BILES, M.INST.N.A.,  
Professor of Naval Architecture in Glasgow University.

CONTENTS OF VOLUME I.—PART I.: General Considerations.—Methods of Determination of the Volume and Centre of Gravity of a known Solid.—Graphic Rules for Integration.—Volumes and Centre of Gravity of Volumes.—Delineation and Descriptive Geometry of a Ship's Form.—Description and Instances of Ship's Forms.—Description of Types of Ships. PART II.: Calculation of Displacement, Centre of Buoyancy and Areas.—Metacentres.—Trim.—Coefficients and Standardising.—Results of Ship Calculations.—Instruments Used to Determine Areas, Moments, and Moments of Inertia of Plane Curves.—Cargo Capacities.—Effects on Draught, Trim, and Initial Stability due to Flooding Compartments.—Tonnage.—Freeboard.—Launching.—Application of the Integrator to Ship Calculations.—Straining due to Unequal Longitudinal Distribution of Weight and Buoyancy.—Consideration of Stresses in a Girder.—Application of Stress Formulae to the Section of a Ship.—Shearing Forces and Bending Moments on a Ship amongst Waves.—Stresses on the Structure when Inclined to the Upright or to the Line of Advance of the Waves.—Distribution of Pressure on the Keel Blocks of a Vessel in Dry Dock.—Consideration of Compression in Ship Structure.

BY PROFESSOR BILES.

## LECTURES ON THE MARINE STEAM TURBINE.

*With 131 Illustrations. Price 6s. net.*

See page 28.

*Royal 8vo, Handsome Cloth. With numerous Illustrations and Tables. 25s.*

## THE STABILITY OF SHIPS.

BY

SIR EDWARD J. REED, K.C.B., F.R.S., M.P.,

KNIGHT OF THE IMPERIAL ORDERS OF ST. STANILAUS OF RUSSIA; FRANCIS JOSEPH OF AUSTRIA; MEVDJIDIE OF TURKEY; AND RISING SUN OF JAPAN; VICE-PRESIDENT OF THE INSTITUTION OF NAVAL ARCHITECTS.

"Sir EDWARD REED's 'STABILITY OF SHIPS' is INVALUABLE. The NAVAL ARCHITECT will find brought together and ready to his hand, a mass of information which he would otherwise have to seek in an almost endless variety of publications, and some of which he would possibly not be able to obtain at all elsewhere."—*Steamship*.

LONDON: CHARLES GRIFFIN & CO., LIMITED, EXETER STREET, STRAND.

WORKS BY THOMAS WALTON,  
NAVAL ARCHITECT.

FOURTH EDITION. Illustrated with Plates, Numerous Diagrams, and  
Figures in the Text.

**STEEL SHIPS:**  
**THEIR CONSTRUCTION AND MAINTENANCE.**

*A Manual for Shipbuilders, Ship Superintendents, Students,  
and Marine Engineers.*

BY THOMAS WALTON, NAVAL ARCHITECT,

AUTHOR OF "KNOW YOUR OWN SHIP."

CONTENTS.—I. Manufacture of Cast Iron, Wrought Iron, and Steel.—Com-  
position of Iron and Steel, Quality, Strength, Tests, &c. II. Classification of  
Steel Ships. III. Considerations in making choice of Type of Vessel.—Framing  
of Ships. IV. Strains experienced by Ships.—Methods of Computing and  
Comparing Strengths of Ships. V. Construction of Ships.—Alternative Modes  
of Construction.—Types of Vessels.—Turret, Self Trimming, and Trunk  
Steamers, &c.—Rivets and Rivetting, Workmanship. VI. Pumping Arrange-  
ments. VII. Maintenance.—Prevention of Deterioration in the Hulls of  
Ships.—Cement, Paint, &c.—INDEX.

"So thorough and well written is every chapter in the book that it is difficult to select  
any of them as being worthy of exceptional praise. Altogether, the work is excellent, and  
will prove of great value to those for whom it is intended."—*The Engineer*.

In Handsome Cloth. Very fully Illustrated. 7s. 6d. net.

**PRESENT-DAY SHIPBUILDING.**

*For Shipyard Students, Ships' Officers, and Engineers.*

BY THOS. WALTON.

GENERAL CONTENTS.—Classification.—Materials used in Shipbuilding.—  
Alternative Modes of Construction.—Details of Construction.—Framing,  
Plating, Rivetting, Stem Frames, Twin-Screw Arrangements, Water  
Ballast Arrangements, Loading and Discharging Gear, &c.—Types of  
Vessels, including Atlantic Liners, Cargo Steamers, Oil carrying Steamers,  
Turret and other Self Trimming Steamers, &c.—INDEX.

"Simple language . . . clear and easily followed illustrations."—*Times  
Engineering Supplement*.

"We heartily recommend it to all who have to do with ships."—*Steamship*.

NINTH EDITION. *Illustrated. Handsome Cloth, Crown 8vo. 7s. 6d.*

The Chapters on Tonnage and Freeboard have been brought thoroughly  
up to date, and embody the latest (1906) Board of Trade Regulations on  
these subjects.

**KNOW YOUR OWN SHIP.**

BY THOMAS WALTON, NAVAL ARCHITECT.

*Specially arranged to suit the requirements of Ships' Officers, Shipowners,  
Superintendents, Draughtsmen, Engineers, and Others,*

CONTENTS.—Displacement and Deadweight.—Moments.—Buoyancy.—Strain.—  
Structure.—Stability.—Rolling.—Ballasting.—Loading.—Shifting Cargoes.—Effect of  
Admission of Water into Ship.—Trim Tonnage.—Freeboard (Load-line).—Calculations.—  
Set of Calculations from Actual Drawings.—INDEX.

"The work is of the highest value, and all who go down to the sea in ships should make them-  
selves acquainted with it."—*Shipping World* (on the new edition).

LONDON: CHARLES GRIFFIN & CO., LIMITED, EXETER STREET, STRAND.

**GRIFFIN'S NAUTICAL SERIES.**

EDITED BY EDW. BLACKMORE,  
Master Mariner, First Class Trinity House Certificate, Assoc. Inst. N.A.;  
AND WRITTEN, MAINLY, by SAILORS for SAILORS.

"THIS ADMIRABLE SERIES."—*Fairplay*. 'A VERY USEFUL SERIES.'—*Nature*.

"EVERY SHIP should have the WHOLE SERIES as a REFERENCE LIBRARY. HANDSOMELY BOUND, CLEARLY PRINTED and ILLUSTRATED."—*Liverpool Journ. of Commerce*.

**The British Mercantile Marine: An Historical Sketch of its Rise and Development.** By the EDITOR, CAPT. BLACKMORE. 8s. 6d.

"Captain Blackmore's SPLENDID BOOK . . . contains paragraphs on every point of interest to the Merchant Marine. The 248 pages of this book are THE MOST VALUABLE to the sea captain that have EVER been COMPILED."—*Merchant Service Review*.

**Elementary Seamanship.** By D. WILSON-BARKER, Master Mariner, F.L.S.E., F.R.G.S. With numerous Plates, two in Colours, and Frontispiece. FOURTH EDITION, Thoroughly Revised. With additional Illustrations. 6s.

"THIS ADMIRABLE MANUAL, by CAPT. WILSON BARKER, of the 'Worcester,' seems to us PERFECTLY DESIGNED."—*Athenæum*.

**Know Your Own Ship: A Simple Explanation of the Stability, Construction, Tonnage, and Freeboard of Ships.** By THOS. WALTON, Naval Architect. NINTH EDITION. 7s. 6d.

"MR. WALTON'S book will be found VERY USEFUL."—*The Engineer*.

**Navigation: Theoretical and Practical.** By D. WILSON-BARKER and WILLIAM ALLINGHAM. SECOND EDITION, Revised. 8s. 6d.

"PRECISELY the kind of work required for the New Certificates of competency. Candidates will find it INVALUABLE."—*Dundee Advertiser*.

**Marine Meteorology: For Officers of the Merchant Navy.** By WILLIAM ALLINGHAM, First Class Honours, Navigation, Science and Art Department. With Illustrations and Maps, and facsimile reproduction of log page. 7s. 6d.

"Quite the BEST PUBLICATION on this subject."—*Shipping Gazette*.

**Latitude and Longitude: How to find them.** By W. J. MILLAR, C.E. SECOND EDITION, Revised. 2s.

"Cannot but prove an acquisition to those studying Navigation."—*Marine Engineer*.

**Practical Mechanics: Applied to the requirements of the Sailor.**

By THOS. MACKENZIE, Master Mariner, F.R.A.S. THIRD EDITION, Revised. 8s. 6d.

"WELL WORTH the money . . . EXCEEDINGLY HELPFUL."—*Shipping World*.

**Trigonometry: For the Young Sailor, &c.** By RICH. C. BUCK, of the Thames Nautical Training College, H.M.S. "Worcester." THIRD EDITION, Revised. Price 3s. 6d.

"THIS EMINENTLY PRACTICAL and reliable volume."—*Schoolmaster*.

**Practical Algebra.** By RICH. C. BUCK. Companion Volume to the

above, for Sailors and others. SECOND EDITION, Revised. Price 3s. 6d.

"It is JUST THE BOOK for the young sailor mindful of progress."—*Nautical Magazine*.

**The Legal Duties of Shipmasters.** By BENEDICT WM. GINSBURG, M.A., LL.D., of the Inner Temple and Northern Circuit; Barrister-at-Law. SECOND EDITION, Thoroughly Revised and Enlarged. Price 4s. 6d.

"INVALUABLE to masters. . . . We can fully recommend it."—*Shipping Gazette*.

**A Medical and Surgical Help for Shipmasters.** Including First Aid at Sea. By WM. JOHNSON SMITH, F.R.C.S., Principal Medical Officer, Seamen's Hospital, Greenwich. THIRD EDITION, Thoroughly Revised. 6s.

"SOUND, JUDICIOUS, REALLY HELPFUL."—*The Lancet*.

LONDON: CHARLES GRIFFIN & CO., LIMITED, EXETER STREET, STRAND.

**GRIFFIN'S NAUTICAL SERIES.***Introductory Volume. Price 3s. 6d.*

THE

**British Mercantile Marine.**

BY EDWARD BLACKMORE,

MASTER MARINER; ASSOCIATE OF THE INSTITUTION OF NAVAL ARCHITECTS;  
MEMBER OF THE INSTITUTION OF ENGINEERS AND SHIPBUILDERS  
IN SCOTLAND; EDITOR OF GRIFFIN'S "NAUTICAL SERIES."

**GENERAL CONTENTS.**—**HISTORICAL:** From Early Times to 1486—Progress under Henry VIII.—To Death of Mary—During Elizabeth's Reign—Up to the Reign of William III.—The 18th and 19th Centuries—Institution of Examinations—Rise and Progress of Steam Propulsion—Development of Free Trade—Shipping Legislation, 1862 to 1875—"Lockaley Hall" Case—Shipmasters' Societies—Loading of Ships—Shipping Legislation, 1884 to 1894—Statistics of Shipping. **THE PERSONNEL:** Shipowners—Officers—Mariners—Duties and Present Position. **EDUCATION:** A Seaman's Education: what it should be—Present Means of Education—Hints. **DISCIPLINE AND DUTY—**Postscript—The Serious Decrease in the Number of British Seamen, a Matter demanding the Attention of the Nation.

"INTERESTING and INSTRUCTIVE . . . may be read WITH PROFIT and ENJOYMENT."—*Glasgow Herald.*

"EVERY BRANCH of the subject is dealt with in a way which shows that the writer 'knows the ropes' familiarly."—*Scotsman.*

"THIS ADMIRABLE book . . . TREASURES with useful information—Should be in the hands of every Sailor."—*Western Morning News.*

FOURTH EDITION, *Thoroughly Revised. With Additional Illustrations. Price 6s.*

A MANUAL OF

**ELEMENTARY SEAMANSHIP.**

BY

D. WILSON-BARKER, MASTER MARINER; F.R.S.E., F.R.G.S., &c., &c.  
YOUNGER BROTHER OF THE TRINITY HOUSE.

With Frontispiece, Numerous Plates (Two in Colours), and Illustrations in the Text.

**GENERAL CONTENTS.**—The Building of a Ship; Parts of Hull, Masts, &c.—Ropes, Knots, Splicing, &c.—Gear, Lead and Log, &c.—Rigging, Anchors—Sailmaking—The Sails, &c.—Handling of Boats under Sail—Signals and Signalling—Rule of the Road—Keeping and Relieving Watch—Points of Etiquette—Glossary of Sea Terms and Phrases—Index.

\*.\* The volume contains the NEW RULES OF THE ROAD.

"THIS ADMIRABLE MANUAL, by CAPT. WILSON-BARKER of the 'Worcester,' seems to us PERFECTLY DESIGNED, and holds its place excellently in 'GRIFFIN'S NAUTICAL SERIES.' Although intended for those who are to become OFFICERS of the Merchant Navy, it will be found useful by ALL YACHTSMEN."—*Athenæum.*

\*.\* For complete List of GRIFFIN'S NAUTICAL SERIES, see p. 39.

LONDON: CHARLES GRIFFIN & CO., LIMITED, EXETER STREET, STRAND.



**GRIFFIN'S NAUTICAL SERIES.**SECOND EDITION, *Revised and Illustrated.* Price 3s. 6d.**NAVIGATION:  
PRACTICAL AND THEORETICAL.**

By DAVID WILSON-BARKER, R.N.R., F.R.S.E., &amp;c., &amp;c.,

AND

WILLIAM ALLINGHAM,

FIRST-CLASS HONOURS, NAVIGATION, SCIENCE AND ART DEPARTMENT.

**With Numerous Illustrations and Examination Questions.**

**GENERAL CONTENTS.**—Definitions—Latitude and Longitude—Instruments of Navigation—Correction of Courses—Plane Sailing—Traverse Sailing—Day's Work—Parallel Sailing—Middle Latitude Sailing—Mercator's Chart—Mercator Sailing—Current Sailing—Position by Bearings—Great Circle Sailing—The Tides—Questions—Appendix: Compass Error—Numerous Useful Hints &c.—Index.

"PRECISELY the kind of work required for the New Certificates of competency in grades from Second Mate to extra Master. . . . Candidates will find it **INVALUABLE**."—*Dundee Advertiser*.

"A CAPITAL LITTLE BOOK . . . specially adapted to the New Examinations. The Authors are CAPT. WILSON-BARKER (Captain-Superintendent of the Nautical College, H.M.S. 'Worcester,' who has had great experience in the highest problems of Navigation), and MR. ALLINGHAM, a well-known writer on the Science of Navigation and Nautical Astronomy."—*Shipping World*.

*Handsome Cloth. Fully Illustrated. Price 7s. 6d.***MARINE METEOROLOGY,  
FOR OFFICERS OF THE MERCHANT NAVY.**

By WILLIAM ALLINGHAM,

Joint Author of "Navigation, Theoretical and Practical."

With numerous Plates, Maps, Diagrams, and Illustrations, and a facsimile Reproduction of a Page from an actual Meteorological Log-Book.

**SUMMARY OF CONTENTS.**

**INTRODUCTORY.**—Instruments Used at Sea for Meteorological Purposes.—Meteorological Log-Books.—Atmospheric Pressure.—Air Temperatures.—Sea Temperatures.—Winds.—Wind Force Scales.—History of the Law of Storms.—Hurricanes, Seasons, and Storm Tracks.—Solution of the Cyclone Problem.—Ocean Currents.—Icebergs.—Synchronous Charts.—Dew, Mists, Fogs, and Haze.—Clouds.—Rain, Snow, and Hail.—Mirage, Rainbows, Coronas, Halos, and Meteors.—Lightning, Comets, and Auroras.—**QUESTIONS.—APPENDIX.—INDEX.**

"Quite the **BEST** publication, and certainly the **MOST INTERESTING**, on this subject ever presented to Nautical men."—*Shipping Gazette*.

\* \* For Complete List of GRIFFIN'S NAUTICAL SERIES, see p. 39.

LONDON: CHARLES GRIFFIN &amp; CO., LIMITED, EXETER STREET, STRAND.

**GRIFFIN'S NAUTICAL SERIES.**

THIRD EDITION, REVISED. With Numerous Illustrations. Price 3s. 6d.

**Practical Mechanics:**

Applied to the Requirements of the Sailor.

BY THOS. MACKENZIE,

*Master Mariner, F.R.A.S.*

GENERAL CONTENTS.—Resolution and Composition of Forces—Work done by Machines and Living Agents—The Mechanical Powers: The Lever; Derricks as Bent Levers—The Wheel and Axle: Windlass; Ship's Capstan; Crab Winch—Tackles: the "Old Man"—The Inclined Plane; the Screw—The Centre of Gravity of a Ship and Cargo—Relative Strength of Rope: Steel Wire, Manilla, Hemp, Coir—Derricks and Shears—Calculation of the Cross-breaking Strain of Fir Spar—Centre of Effort of Sails—Hydrostatics: the Diving-bell; Stability of Floating Bodies; the Ship's Pump, &c.

"THIS EXCELLENT BOOK . . . contains a LARGE AMOUNT of information."  
—*Nature*.

"WELL WORTH the money . . . will be found EXCEEDINGLY HELPFUL."  
—*Shipping World*.

"NO SHIPS' OFFICERS' BOOKCASE will henceforth be complete without CAPTAIN MACKENZIE'S 'PRACTICAL MECHANICS.' Notwithstanding my many years' experience at sea, it has told me *how much more there is to acquire*."—(Letter to the Publishers from a Master Mariner).

"I must express my thanks to you for the labour and care you have taken in 'PRACTICAL MECHANICS.' . . . IT IS A LIFE'S EXPERIENCE . . . What an amount we frequently see wasted by rigging purchases without reason and accidents to spars, &c., &c.! 'PRACTICAL MECHANICS' WOULD SAVE ALL THIS."—(Letter to the Author from another Master Mariner).

**WORKS BY RICHARD C. BUCK,**

of the Thames Nautical Training College, H.M.S. 'Worcester.'

**A Manual of Trigonometry:***With Diagrams, Examples, and Exercises. Price 3s. 6d.*

THIRD EDITION, Revised and Corrected.

"\* Mr. Buck's Text-Book has been SPECIALLY PREPARED with a view to the New Examinations of the Board of Trade, in which Trigonometry is an obligatory subject.

"THIS EMINENTLY PRACTICAL and RELIABLE VOLUME."—*Schoolmaster*.

**A Manual of Algebra.***Designed to meet the Requirements of Sailors and others.*

SECOND EDITION, Revised. Price 3s. 6d.

"\* These elementary works on ALGEBRA and TRIGONOMETRY are written specially for those who will have little opportunity of consulting a Teacher. They are books for "SELF-HELP." All but the simplest explanations have, therefore, been avoided, and ANSWERS to the Exercises are given. Any person may readily, by careful study, become master of their contents, and thus lay the foundation for a further mathematical course, if desired. It is hoped that to the younger Officers of our Mercantile Marine they will be found decidedly serviceable. The Examples and Exercises are taken from the Examination Papers set for the Cadets of the "Worcester."

"Clearly arranged, and well got up. . . . A first-rate Elementary Algebra."—*Nautical Magazine*.

"\* For complete List of GRIFFIN'S NAUTICAL SERIES, see p. 39.

LONDON: CHARLES GRIFFIN &amp; CO., LIMITED, EXETER STREET, STRAND.

**GRIFFIN'S NAUTICAL SERIES.**

SECOND EDITION, Thoroughly Revised and Extended. In Crown 8vo.  
Handsome Cloth. Price 4s. 6d.

**THE LEGAL DUTIES OF SHIPMASTERS.**

BY

**BENEDICT WM. GINSBURG, M.A., LL.D. (CANTAB.),**  
Of the Inner Temple and Northern Circuit; Barrister-at-Law.

**General Contents.**—The Qualification for the Position of Shipmaster—The Contract with the Shipowner—The Master's Duty in respect of the Crew: Engagement Apprentices; Discipline; Provisions, Accommodation, and Medical Comforts; Payment of Wages and Discharge—The Master's Duty in respect of the Passengers—The Master's Financial Responsibilities—The Master's Duty in respect of the Cargo—The Master's Duty in Case of Casualty—The Master's Duty to certain Public Authorities—The Master's Duty in relation to Pilots, Signals, Flags, and Light Dues—The Master's Duty upon Arrival at the Port of Discharge—Appendices relative to certain Legal Matters: Board of Trade Certificates, Dietary Scales, Stowage of Grain Cargoes, Load Line Regulations, Life-saving Appliances, Carriage of Cattle at Sea, &c., &c.—Copious Index.

"No intelligent Master should fail to add this to his list of necessary books. A few lines of it may SAVE A LAWYER'S FEE, BESIDES ENDLESS WORRY."—*Liverpool Journal of Commerce.*  
"SWEETLY, plainly written, in CLEAR and NON-TECHNICAL LANGUAGE, and will be found of MUCH SERVICE by the Shipmaster."—*British Trade Review.*

SECOND EDITION, Revised. With Diagrams. Price 2s.

**Latitude and Longitude:  
How to Find them.**

BY W. J. MILLAR, C.E.,

*Late Secretary to the Inst. of Engineers and Shipbuilders in Scotland.*

"CONCISELY and CLEARLY WRITTEN . . . cannot but prove an acquisition to those studying Navigation."—*Marine Engineer.*

"Young Seamen will find it HANDY and USEFUL, SIMPLE and CLEAR."—*The Engineer.*

**FIRST AID AT SEA.**

THIRD EDITION, Revised. With Coloured Plates and Numerous Illustrations, and comprising the latest Regulations Respecting the Carriage of Medical Stores on Board Ship. Price 6s.

**A MEDICAL AND SURGICAL HELP  
FOR SHIPMASTERS AND OFFICERS  
IN THE MERCHANT NAVY.**

BY WM. JOHNSON SMITH, F.R.O.S.,

Principal Medical Officer, Seamen's Hospital, Greenwich.

"\* \* The attention of all interested in our Merchant Navy is requested to this exceedingly useful and valuable work. It is needless to say that it is the outcome of many years' PRACTICAL EXPERIENCE amongst Seamen."

"SOUND, JUDICIOUS, REALLY HELPFUL."—*The Lancet.*

\* \* For Complete List of GRIFFIN'S NAUTICAL SERIES, see p. 39.

LONDON: CHARLES GRIFFIN & CO., LIMITED. EXETER STREET, STRAND.

**GRIFFIN'S NAUTICAL SERIES.**

NINTH EDITION. *Revised, with Chapters on Trim, Buoyancy, and Calculations. Numerous Illustrations. Handsome Cloth, Crown 8vo. Price 7s. 6d.*

**KNOW YOUR OWN SHIP.**

BY THOMAS WALTON, NAVAL ARCHITECT.

*Specially arranged to suit the requirements of Ships' Officers, Shipowners, Superintendents, Draughtsmen, Engineers, and Others.*

This work explains, in a simple manner, such important subjects as:—Displacement.—Dead weight.—Tonnage.—Freeboard.—Moments.—Buoyancy.—Strain.—Structure.—Stability.—Boiling.—Ballasting.—Loading.—Shifting Cargoes.—Admission of Water.—Ball Area.—&c.

"The little book will be found EXCEEDINGLY HANDY by most officers and officials connected with shipping. . . . Mr. Walton's work will obtain LASTING SUCCESS, because of its unique fitness for those for whom it has been written."—*Shipping World.*

**BY THE SAME AUTHOR.****Steel Ships: Their Construction and Maintenance.**

(See page 38.)

SIXTEENTH EDITION, *Thoroughly Revised. Large 8vo, Cloth.*  
pp. i-xxiv+712. *With 250 Illustrations, reduced from Working Drawings, and 8 Plates. 21s. net.*

**A MANUAL OF  
MARINE ENGINEERING:**

COMPRISING THE DESIGNING, CONSTRUCTION, AND WORKING OF MARINE MACHINERY.

By A. E. SEATON, M.I.C.E., M.I.Mech.E., M.I.N.A.

GENERAL CONTENTS.—PART I.—Principles of Marine Propulsion. PART II.—Principles of Steam Engineering. PART III.—Details of Marine Engines: Design and Calculations for Cylinders, Pistons, Valves, Expansion Valves, &c. PART IV.—Propellers. PART V.—Boilers. PART VI.—Miscellaneous.

"The Student, Draughtsman, and Engineer will find this work the MOST VALUABLE HANDBOOK of Reference on the Marine Engine now in existence."—*Marine Engineer.*

NINTH EDITION, *Thoroughly Revised. Pocket-Size, Leather. 8s. 6d.*

**A POCKET-BOOK OF  
MARINE ENGINEERING RULES AND TABLES,**

FOR THE USE OF

Marine Engineers, Naval Architects, Designers, Draughtsmen, Superintendents and Others.

By A. E. SEATON, M.I.C.E., M.I.Mech.E., M.I.N.A.,  
AND

H. M. ROUNTHWAITE, M.I.Mech.E., M.I.N.A.

"The best book of its kind, and the information is both up-to-date and reliable."—*Engineer.*

LONDON: CHARLES GRIFFIN & CO., LIMITED, EXETER STREET, STRAND.

**WORKS BY PROF. ROBERT H. SMITH, Assoc.M.I.C.E.,**  
M.I.Mech.E., M.I.E.I.E., M.I.Min.E., Whit. Sch., M.Ord.Metl.

SECOND EDITION, *Revised. In Crown 8vo, extra, with Diagrams and Folding-Plate. 8s. 6d.*

## THE CALCULUS FOR ENGINEERS AND PHYSICISTS,

Applied to Technical Problems.

WITH EXTENSIVE

**CLASSIFIED REFERENCE LIST OF INTEGRALS.**

By PROF. ROBERT H. SMITH.

"Prof. R. H. SMITH's book will be serviceable in rendering a hard road as EASY AS PRACTICABLE for the non-mathematical Student and Engineer."—*Athenæum*.

"Interesting diagrams, with practical illustrations of actual occurrence, are to be found here in abundance. THE VERY COMPLETE CLASSIFIED REFERENCE TABLE will prove very useful in saving the time of those who want an integral in a hurry."—*The Engineer*.

*In 4to, Boards. 7s. 6d.*

## MEASUREMENT CONVERSIONS

(English and French):

43 GRAPHIC TABLES OR DIAGRAMS, ON 28 PLATES.

Showing at a glance the MUTUAL CONVERSION of MEASUREMENTS in DIFFERENT UNITS

Of Lengths, Areas, Volumes, Weights, Stresses, Densities, Quantities of Work, Horse Powers, Temperatures, &c.

*For the use of Engineers, Surveyors, Architects, and Contractors.*

\* \* Prof. SMITH'S CONVERSION-TABLES form the most unique and comprehensive collection ever placed before the profession. By their use much time and labour will be saved, and the chances of error in calculation diminished. It is believed that henceforth no Engineer's Office will be considered complete without them.

THIRD EDITION. Pocket Size, Leather Limp, with Gilt Edges and Rounded Corners, printed on Special Thin Paper, with Illustrations, pp. i-xii + 834. Price 18s. net.

(THE NEW "NYSTROM")

## THE MECHANICAL ENGINEER'S REFERENCE BOOK

*A Handbook of Tables, Formulæ and Methods for Engineers, Students and Draughtsmen.*

By HENRY HARRISON SUPLEE, B.Sc., M.E.

"We feel sure it will be of great service to mechanical engineers."—*Engineering*.

LONDON: CHARLES GRIFFIN & CO., LIMITED, EXETER STREET, STRAND.

SECOND EDITION. In Large 8vo. Handsome Cloth. 16s.  
**CHEMISTRY FOR ENGINEERS.**

BY  
 BERTRAM BLOUNT, AND A. G. BLOXAM,  
 F.I.C., F.O.S., A.I.C.E. F.I.C., F.O.S.

**GENERAL CONTENTS.**—Introduction—Chemistry of the Chief Materials of Construction—Sources of Energy—Chemistry of Steam-raising—Chemistry of Lubrication and Lubricants—Metallurgical Processes used in the Winning and Manufacture of Metals.

"The authors have succeeded beyond all expectation, and have produced a work which should give FRESH POWER to the Engineer and Manufacturer."—*The Times*.

By the same Authors, "CHEMISTRY FOR MANUFACTURERS," see p. 71.

**THE ELEMENTS OF CHEMICAL ENGINEERING.** By  
 J. GROSSMANN, M.A., Ph.D., F.I.C. With a Preface by Sir  
 WILLIAM RAMSAY, K.C.B., F.R.S. In Handsome Cloth. With  
 nearly 50 Illustrations. 3s. 6d. net. [See page 70.

In Demy Quarto. With Diagrams and Worked Problems.  
 2s. 6d. net.

**PROPORTIONAL SET SQUARES  
 APPLIED TO GEOMETRICAL PROBLEMS.**

By LIEUT.-COL. THOMAS ENGLISH, Late Royal Engineers.

**WORKS BY WALTER R. BROWNE, M.A., M.INST.C.E.**

**THE STUDENT'S MECHANICS:**  
 An Introduction to the Study of Force and Motion.

With Diagrams. Crown 8vo. Cloth, 4s. 6d.

"Clear in style and practical in method, 'THE STUDENT'S MECHANICS' is cordially to be recommended from all points of view."—*Athenaeum*.

**FOUNDATIONS OF MECHANICS.**

Papers reprinted from the *Engineer*. In Crown 8vo, 1s.

Demy 8vo, with Numerous Illustrations, 9s.

**FUEL AND WATER:**  
 A Manual for Users of Steam and Water.

By PROF. FRANZ SCHWACKHÖFER OF VIENNA, AND  
 WALTER R. BROWNE, M.A., C.E.

**GENERAL CONTENTS.**—Heat and Combustion—Fuel, Varieties of—Firing Arrangements: Furnace, Flues, Chimney—The Boiler, Choice of—Varieties—Feed-water Heaters—Steam Pipes—Water: Composition, Purification—Prevention of Scale, &c., &c.

"The Section on Heat is one of the best and most lucid ever written."—*Engineer*.

LONDON: CHARLES GRIFFIN & CO., LIMITED, EXETER STREET, STRAND.

**GRIFFIN'S LOCAL GOVERNMENT HANDBOOKS.**

WORKS SUITABLE FOR MUNICIPAL AND COUNTY ENGINEERS,  
ANALYSTS, AND OTHERS.

- See also Davies' *Hygiene*, p. 99, and MacLeod's *Calculations*, p. 110 General Catalogue.
- Gas Manufacture (The Chemistry of).** A Handbook on the Production, Purification, and Testing of Illuminating Gas, and the Assay of Bye-Products. By W. J. A. BUTTERFIELD, M.A., F.I.C., F.C.S. With Illustrations. **FOURTH EDITION**, Revised. Vol. I., 7s. 6d. net. Vol. II., *in preparation*. [See page 77.]
- Water Supply:** A Practical Treatise on the Selection of Sources and the Distribution of Water. By REGINALD E. MIDDLETON, M.Inst.C.E., M.Inst.Mech.E., F.S.I. With Numerous Plates and Diagrams. Crown 8vo. 8s. 6d. net. [See page 77.]
- Central Electrical Stations:** Their Design, Organisation, and Management. By C. H. WORDINGHAM, A.K.C., M.I.C.E. **SECOND EDITION**. 2s. net. [See p. 48.]
- Electricity Control.** By LEONARD ANDREWS, A.M.Inst.C.E., M.I.E.E. 12s. 6d. net. [See page 48.]
- Electricity Meters.** By HENRY G. SOLOMON, A.M.Inst.E.E. 16s. net. [See page 49.]
- Trades' Waste:** Its Treatment and Utilisation, with Special Reference to the Prevention of Rivers' Pollution. By W. NAYLOR, F.C.S., A.M.Inst.C.E. With Numerous Plates, Diagrams, and Illustrations. 21s. net. [See page 76.]
- Calcareous Cements:** Their Nature, Preparation, and Uses. With some Remarks upon Cement Testing. By GILBERT REDGRAVE, Assoc.Inst.C.E., and CHAS. SPACKMAN, F.C.S. **SECOND EDITION**. With Illustrations, Analytical Data, and Appendices on Costs, &c. 15s. net. [See page 76.]
- Road Making and Maintenance:** A Practical Treatise for Engineers, Surveyors, and others. With an Historical Sketch of Ancient and Modern Practice. By THOMAS AITKEN, Assoc.M.Inst.C.E., &c. **SECOND EDITION**, Revised and Enlarged. 21s. net. [See page 79.]
- Light Railways at Home and Abroad.** By WILLIAM HENRY COLE, M.Inst.C.E., late Deputy Manager, North-Western Railway, India. Large 8vo. Handsome Cloth, Plates and Illustrations. 16s. [See page 80.]
- Practical Sanitation:** A Handbook for Sanitary Inspectors and others interested in Sanitation. By GEO. REID, M.D., D.P.H., Medical Officer, Staffordshire County Council. With Appendix (re-written) on Sanitary Law, by Herbert Manley, M.A., M.B., D.P.H., Barrister-at-Law. **THIRTEENTH EDITION**, Thoroughly Revised. 6s. [See page 78.]
- Sanitary Engineering:** A Practical Manual of Town Drainage and Sewage and Refuse Disposal. By FRANCIS WOOD, A.M.Inst.C.E., F.G.S. **SECOND EDITION**, Revised. Fully Illustrated. 8s. 6d. net. [See page 75.]
- Dairy Chemistry:** A Practical Handbook for Dairy Managers, Chemists, and Analysts. By H. DROOP RICHMOND, F.I.C., Chemist to the Aylesbury Dairy Company. **SECOND EDITION**, Revised. With Tables, Illustrations, &c. Handsome Cloth. [See page 78.]
- Dairy Analysis:** The Laboratory Book of. By H. DROOP RICHMOND, F.I.C. Fully Illustrated, Cloth. 2s. 6d. net. [See page 78.]
- Milk: Its Production and Uses.** With Chapters on Dairy Farming, The Diseases of Cattle, and on the Hygiene and Control of Supplies. By EDWARD F. WILLOUGHBY, M.D. (Lond.), D.P.H. (Lond. and Camb.), 6s. net. [See page 78.]
- Flesh Foods:** With Methods for their Chemical, Microscopical, and Bacteriological Examination. A Handbook for Medical Men, Inspectors, Analysts, and others. By C. AINSWORTH MITCHELL, B.A., F.I.C., Mem. Council Soc. of Public Analysts. With numerous Illustrations and a coloured Plate. 10s. 6d. [See page 74.]
- Foods: Their Composition and Analysis.** By A. WYNTER BLYTH, M.R.C.S., F.C.S., Public Analyst for the County of Devon, and M. W. BLYTH, B.A., B.Sc. With Tables, Folding Plate, and Frontispiece. **FIFTH EDITION**, Thoroughly Revised. 21s. [See page 72.]

LONDON: CHARLES GRIFFIN & CO., LIMITED, EXETER STREET, STRAND.

**ELECTRICAL ENGINEERING.**

SECOND EDITION, Revised. In Large 8vo. Handsome Cloth. Profusely Illustrated with Plates, Diagrams, and Figures. 24s. net.

# CENTRAL ELECTRICAL STATIONS:

## Their Design, Organisation, and Management.

By CHAS. H. WORDINGHAM, A.K.C., M. INST. C.E., M. INST. MECH. E.,  
Late Memb. of Council Inst. E.E., and Electrical Engineer to the City of Manchester :  
Electrical Engineer-in-Chief to the Admiralty.

**ABRIDGED CONTENTS.**

Introductory.—Central Station Work as a Profession.—As an Investment.—The Establishment of a Central Station.—Systems of Supply.—Site.—Architecture.—Plant.—Boilers.—Systems of Draught and Waste Heat Economy.—Coal Handling, Weighing, and Storing.—The Transmission of Steam.—Generators.—Condensing Appliances.—Switching Gear, Instruments, and Connections.—Distributing Mains.—Insulation, Resistance, and Cost.—Distributing Networks.—Service Mains and Feeders.—Testing Mains.—Meters and Appliances.—Standardising and Testing Laboratory.—Secondary Batteries.—Street Lighting.—Cost.—General Organisation.—Mains Department.—Installation Department.—Standardising Department.—Drawing Office.—Clerical Department.—The Consumer.—Routine and Main Laying.—INDEX.

"One of the MOST VALUABLE CONTRIBUTIONS to Central Station literature we have had for some time."—*Electricity*.

In Large 8vo. Handsome Cloth. Profusely Illustrated. 12s. 6d. net.

**ELECTRICITY CONTROL.**

A Treatise on Electric Switchgear and Systems of Electric Transmission.

By LEONARD ANDREWS,

Associate Member of the Institution of Civil Engineers, Member of the Institution of Electrical Engineers, &c

General Principles of Switchgear Design.—Constructional Details.—Circuit Breakers or Arc Interrupting Devices.—Automatically Operated Circuit-Breakers.—Alternating Reverse Current Devices.—Arrangement of 'Bus Bars, and Apparatus for Parallel Running.—General Arrangement of Controlling Apparatus for High Tension Systems.—General Arrangement of Controlling Apparatus for Low Tension Systems.—Examples of Complete Installations.—Long Distance Transmission Schemes.

"Not often does the specialist have presented to him so satisfactory a book as this. . . . We recommend it without hesitation to Central Station Engineers, and, in fact, to anyone interested in the subject."—*Power*.

Large 8vo, Cloth, with 334 Pages and 307 Illustrations. 16s. net.

**ELECTRICITY METERS.**

By HENRY G. SOLOMON, A.M. Inst. E.E.

CONTENTS.—Introductory.—General Principles of Continuous-Current Meters.—Continuous-Current Quantity Meters.—Continuous-Energy Motor Meters.—Different Types.—Special Purposes, i.e. Battery Meters, Switchboard Meters, Tramcar Meters.—General Principles of Single- and Polyphase Induction Meters.—Single-phase Induction Meters.—Polyphase Meters.—Tariff Systems.—Prepayment Meters.—Tariff and Hour Meters.—Some Mechanical Features in Meter Design.—Testing Meters.—INDEX.

"An earnest and successful attempt to deal comprehensively with modern methods of measuring current or power in electrical installations."—*Engineering*.

LONDON: CHARLES GRIFFIN & CO., LIMITED, EXETER STREET, STRAND.



In Large Crown 8vo. Handsome Cloth. Fully Illustrated.

## TELEGRAPHIC SYSTEMS, AND OTHER NOTES.

*A Handbook of the Principles on which Telegraphic Practice is Based.*

By ARTHUR CROTCH,

Of the Engineer-in-Chief's Department, G.P.O.

CONTENTS.—Batteries, Primary and Secondary.—Morse Systems: Duplex, Diplex, Quadruplex, Multiplex.—Type-Printing Systems: Hughes, Bandot, Murray.—Test and Battery Boxes.—Concentrators.—Intercommunication Systems.—Central Battery Arrangements.—Repeaters, Hughes, Fast Speed, Duplex and Single, Forked: Quadruplex, Forked Quadruplex, Split Quadruplex, and Side Delayed.—Submarine Telegraphy.—Wireless Telegraphy.—Testing: Wheatstone Bridge, Tangent Galvanometer, Morning Test, &c.—Protective Devices, &c.

In Large 8vo. Profusely Illustrated. 8s. 6d. net.

## WIRELESS TELEGRAPHY.

By GUSTAVE EICHHORN, PH.D.

CONTENTS.—Oscillations.—Closed and Open Oscillation Systems.—Coupled Systems.—The Coupling Compensating the Aerial Wire.—The Receiver.—Comparative Measurement in the Sender.—Theoretical Results and Calculations in respect of Sender and Receiver.—Close- and Loose-Coupled Sender and Receiver.—Formula.—The Ondameter.—Modern Apparatus and Methods of Working.—Conclusion.—Bibliography.—INDEX.

"Well written . . . and combines with a good deal of description a careful investigation of the fundamental theoretical phenomena."—*Nature*.

EIGHTEENTH EDITION. Leather, Pocket Size, with 764 pages. 8s. 6d.

## A POCKET-BOOK OF ELECTRICAL RULES & TABLES

FOR THE USE OF ELECTRICIANS AND ENGINEERS.

By JOHN MUNRO, C.E., & PROF. JAMIESON, M.Inst.C.E., F.R.S.E.

"Wonderfully Perfect. . . . Worthy of the highest commendation we can give it."—*Electrician*.

**GRIFFIN'S ELECTRICAL PRICE-BOOK:** For Electrical, Civil, Marine, and Borough Engineers, Local Authorities, Architects, Railway Contractors, &c. Edited by H. J. DOWSING. SECOND EDITION. 8s. 6d.

**ELECTRIC SMELTING AND REFINING.** By Dr. W. BORCHERS and W. G. McMILLAN. [See page 67.]

**ELECTRO-METALLURGY, A Treatise on.** By WALTER G. McMILLAN, F.I.C., F.C.S. [See page 67.]

**ELECTRICAL PRACTICE IN COLLIERIES.** By D. BURNS, M.E., M.Inst.M.E. [See page 56.]

LONDON: CHARLES GRIFFIN & CO., LIMITED, EXETER STREET, STRAND.





*Demij 8vo, Handsome cloth, 34s.*

## Stratigraphical Geology & Palæontology,

ON THE BASIS OF PHILLIPS.

By ROBERT ETHERIDGE, F. R. S.,

OF THE NATURAL HIST. DEPARTMENT, BRITISH MUSEUM, LATE PALÆONTOLOGIST TO THE GEOLOGICAL SURVEY OF GREAT BRITAIN, PAST PRESIDENT OF THE GEOLOGICAL SOCIETY, ETC.

With Map, Numerous Tables, and Thirty-six Plates.

"No such compendium of geological knowledge has ever been brought together before."—*Westminster Review*.

"If PROF. SKELEY's volume was remarkable for its originality and the breadth of its views, Mr. ETHERIDGE fully justifies the assertion made in his preface that his book differs in construction and detail from any known manual. . . . Must take HIGH RANK AMONG WORKS OF REFERENCE."—*Athenæum*.

## AIDS IN PRACTICAL GEOLOGY:

WITH A SECTION ON PALÆONTOLOGY.

By PROFESSOR GRENVILLE COLE, M.R.I.A., F.G.S.

FIFTH EDITION, Thoroughly Revised. With Frontispiece and Illustrations. Cloth. 10s. 6d.

### GENERAL CONTENTS.—

PART I.—SAMPLING OF THE EARTH'S CRUST.

PART II.—EXAMINATION OF MINERALS.

PART III.—EXAMINATION OF ROCKS.

PART IV.—EXAMINATION OF FOSSILS.

"DESERVING OF THE HIGHEST PRAISE. Here indeed are 'Aids' INNUMERABLE and INVALUABLE. All the directions are given with the utmost clearness and precision."—*Athenæum*.

"That the work deserves its title, that it is full of 'Aids,' and in the highest degree PRACTICAL,' will be the verdict of all who use it."—*Nature*.

## OPEN-AIR STUDIES IN GEOLOGY:

An Introduction to Geology Out-of-doors.

By PROFESSOR GRENVILLE COLE, M.R.I.A., F.G.S.

For details, see Griffin's Introductory Science Series, p. 85.

*Crown 8vo. Handsome Cloth. 2s. 6d.*

## RESEARCHES ON THE PAST AND PRESENT HISTORY

OF

## THE EARTH'S ATMOSPHERE.

*Including the latest Discoveries and their Practical Applications.*

By DR. THOMAS LAMB PHIPSON.

PART I.—The Earth's Atmosphere in Remote Geological Periods.

PART II.—The Atmosphere of our present period. Appendices & Index.

"The book should prove of interest to general readers, as well as to meteorologists and other students of science."—*Nature*.

LONDON: CHARLES GRIFFIN & CO., LIMITED, EXETER STREET, STRAND.

**GRIFFIN'S "NEW LAND" SERIES.**

*Practical Hand-Books for the Use of Prospectors, Explorers, Settlers, Colonists, and all Interested in the opening up and Development of New Lands.*

EDITED BY GRENVILLE A. J. COLE, M.R.I.A., F.G.S.,  
Professor of Geology in the Royal College of Science for Ireland, and Examiner in the University of London.

*In Crown 8vo. Handsome Cloth. 5s.  
With Numerous Maps Specially Drawn and Executed for this Work.*

## **NEW LANDS:** **THEIR RESOURCES AND PROSPECTIVE ADVANTAGES.**

BY HUGH ROBERT MILL, D.Sc., LL.D., F.R.S.E.,

"A want admirably supplied. . . . Has the advantage of being written by a professed Geographer."—*Geographical Journal.*

With many Engravings and Photographs. Handsome Cloth, 4s. 6d.

## **FOOD SUPPLY.**

BY ROBERT BRUCE,

Agricultural Superintendent to the Royal Dublin Society.

With Appendix on Preserved Foods by C. A. MITCHELL, B.A., F.I.C.

"The work is one which will appeal to those intending to become farmers at home or in the Colonies, and who desire to obtain a general idea of the true principles of farming in ALL ITS BRANCHES."—*Journal of the Royal Colonial Inst.*

FOURTH EDITION, Revised. With Illustrations. Handsome Cloth, 5s.

## **PROSPECTING FOR MINERALS.**

*A Practical Handbook for Prospectors, Explorers, Settlers, and all interested in the Opening up and Development of New Lands.*

BY S. HERBERT COX, Assoc.R.S.M., M.Inst.M.M., F.G.S.,

Professor of Mining at the Royal School of Mines.

GENERAL CONTENTS.—Introduction and Hints on Geology—The Determination of Minerals: Use of the Blow-pipe, &c.—Rock-forming Minerals and Non-Metallic Minerals of Commercial Value: Rock Salt, Borax, Marbles, Lithographic Stone, Quartz and Opal, &c., &c.—Precious Stones and Gems—Stratified Deposits: Coal and Ores—Mineral Veins and Lodes—Irregular Deposits—Dynamics of Lodes: Faults, &c.—Alluvial Deposits—Noble Metals: Gold, Platinum, Silver, &c.—Lead—Mercury—Copper—Tin—Zinc—Iron—Nickel, &c.—Sulphur, Antimony, Arsenic, &c.—Combustible Minerals—Petroleum—General Hints on Prospecting—Glossary—Index.

"This ADMIRABLE LITTLE WORK . . . written with SCIENTIFIC ACCURACY in a CLEAR and LUCID style. . . . AN IMPORTANT ADDITION to technical literature . . . —*Mining Journal.*

LONDON: CHARLES GRIFFIN & CO., LIMITED, EXETER STREET, STRAND.

## WORKS BY

SIR CLEMENT LE NEVE FOSTER, D.Sc., F.R.S.

SIXTH EDITION. With Frontispiece and 716 Illustrations. Price 34s.

**ORE & STONE MINING.**

By SIR C. LE NEVE FOSTER, D.Sc., F.R.S.,

LATE PROFESSOR OF MINING, ROYAL COLLEGE OF SCIENCE.

REVISED, AND BROUGHT UP-TO-DATE

By BENNETT H. BROUGH, F.G.S., Assoc.R.S.M.

## GENERAL CONTENTS.

**INTRODUCTION.** Mode of Occurrence of Minerals.—Prospecting.—Boring.—Breaking Ground.—Supporting Excavations.—Exploitation.—Haulage or Transport.—Hoisting or Winding.—Drainage.—Ventilation.—Lighting.—Descent and Ascent.—Dressing—Principles of Employment of Mining Labour.—Legislation affecting Mines and Quarries.—Condition of the Miner.—Accidents.—Index.

"We have seldom had the pleasure to review a work so thorough and complete as the present one. Both in manner and in matter it is FAR SUPERIOR TO ANYTHING ON ITS SPECIAL SUBJECT HITHERTO PUBLISHED IN ENGLAND."—*Athenaeum*.

"Not only is this work the acknowledged text-book on metal mining in Great Britain and the Colonies, but that it is so regarded in the United States of America is evidenced by the fact that it is the book on that subject recommended to the students in most of the mining schools of that country."—*The Times*.

In Crown 8vo. Handsome Cloth. With nearly 300 Illustrations, many of them being full page reproductions of views of great interest. Price 7s. 6d. net.

**THE ELEMENTS OF MINING AND QUARRYING.***An Introductory Text-Book for Mining Students.*

By SIR C. LE NEVE FOSTER, D.Sc., F.R.S.,

Late Professor of Mining at the Royal College of Science.

**GENERAL CONTENTS.**—INTRODUCTION.—Occurrence of Minerals.—Prospecting.—Boring.—Breaking Ground.—Supporting Excavations.—Exploitation.—Haulage or Transport.—Hoisting or Winding.—Drainage.—Ventilation.—Lighting.—Descent and Ascent.—Dressing, &c.—INDEX.

"A remarkably clear survey of the whole field of mining operations."—*Engineer*.

"Rarely does it fall to the lot of a reviewer to have to accord such unqualified praise as this book deserves. . . . The profession generally have every reason to be grateful to Sir C. Le Neve Foster for having enriched educational literature with so admirable an elementary Text-book."—*Mining Journal*.

In Large Crown 8vo. Fully Illustrated. 6s. net.

**THE INVESTIGATION OF MINE AIR:**

*An Account by Several Authors of the Nature, Significance, and Practical Methods of Measurement of the Impurities met with in the Air of Collieries and Metalliferous Mines.*

EDITED BY

SIR CLEMENT LE NEVE FOSTER, D.Sc., F.R.S.,

AND J. S. HALDANE, M.D., F.R.S.

"We know of nothing essential that has been omitted. The book is liberally supplied with illustrations of apparatus."—*Colliery Guardian*.

LONDON: CHARLES GRIFFIN & CO., LIMITED, EXETER STREET, STRAND.

**WORKS ON COAL-MINING.**

FIFTH EDITION, Revised and Greatly Enlarged. With 4 Plates and 690 Illustrations. Price 24s. net.

**A TEXT-BOOK OF COAL-MINING:**  
FOR THE USE OF COLLIERY MANAGERS AND OTHERS  
ENGAGED IN COAL-MINING.

By HERBERT WILLIAM HUGHES, F.G.S.,  
Assoc. Royal School of Mines, General Manager of Sandwell Park Colliery.

GENERAL CONTENTS.—Geology.—Search for Coal.—Breaking Ground.—Sinking.—Preliminary Operations.—Methods of Working.—Haulage.—Winding.—Pumping.—Ventilation.—Lighting.—Works at Surface.—Preparation of Coal for Market.—INDEX.

"Quite THE BEST BOOK of its kind . . . as PRACTICAL in aim as a book can be . . . The illustrations are EXCELLENT."—*Athenæum*.

"We cordially recommend the work."—*Colliery Guardian*.

"Will soon come to be regarded as the STANDARD WORK of its kind."—*Birmingham Daily Gazette*.

FOURTH EDITION, Thoroughly Revised and Greatly Enlarged. Re-set throughout. Large Crown 8vo. Handsome Cloth. 12s. 6d

**PRACTICAL COAL-MINING:**  
A MANUAL FOR MANAGERS, UNDER-MANAGERS,  
COLLIERY ENGINEERS, AND OTHERS.

With Worked-out Problems on Haulage, Pumping, Ventilation, &c.

By GEORGE L. KERR, M.E., M.INST.M.E.

CONTENTS.—The Sources and Nature of Coal.—The Search for Coal.—Sinking.—Explosives.—Mechanical Wedges.—Rock Drills and Coal-cutting Machines.—Coal-cutting by Machinery.—Transmission of Power.—Modes of Working.—Timbering Roadways.—Winding Coal.—Haulage.—Pumping.—Ventilation.—Safety Lamps.—Surface Arrangements, Surveying, Levelling, &c.

"AN ESSENTIALLY PRACTICAL WORK, and can be confidently recommended. No department of Coal-Mining has been overlooked."—*Engineers' Gazette*.

In Crown 8vo. Handsome Cloth. With 200 Illustrations. 3s. 6d.

**ELEMENTARY COAL-MINING:**  
FOR THE USE OF STUDENTS, MINERS, AND OTHERS  
PREPARING FOR EXAMINATIONS.

By GEORGE L. KERR, M.E., M.INST.M.E.

CONTENTS.—Sources and Nature of Coal.—Exploration and Boring for Coal.—Breaking Ground.—Explosives, Blasting, &c.—Sinking and Fitting of Shafts.—Modes of Working.—Timbering Roadways.—Winding and Drawing.—Haulage.—Pumping and Drainage.—Ventilation.—Cleaning and Sorting Coal.—Surveying, &c.

"An abundance of information conveyed in a popular and attractive form. . . . Will be of great use to all who are in any way interested in coal mining."—*Scottish Oracle*.

LONDON: CHARLES GRIFFIN & CO., LIMITED, EXETER STREET, STRAND

THIRTEENTH EDITION, Revised. With Numerous Diagrams.  
Cloth, 7s. 6d.

## A TREATISE ON MINE-SURVEYING:

*For the use of Managers of Mines and Collieries, Students  
at the Royal School of Mines, &c.*

BY BENNETT H. BROUGH, ASSOC.R.S.M., F.G.S.,  
Formerly Instructor of Mine-Surveying, Royal School of Mines.

CONTENTS. — General Explanations. — Measurement of Distances. — Miners Dial. — Variation of the Magnetic Needle. — Surveying with the Magnetic Needle in the Presence of Iron. — Surveying with the Fixed Needle. — The German Dial. — The Theodolite. — Traversing Underground. — Surface Surveys with the Theodolite. — Plotting the Survey. — Calculation of Areas. — Levelling. — Connection of the Underground and Surface Surveys. — Measuring Distances by Telescope. — Setting-out. — Mine-Surveying Problems. — Mine Plans. — Application of the Magnetic Needle in Mining. — Photographic Surveys. — APPENDICES. — INDEX.

"Its CLEARNESS of STYLE, LUCIDITY of DESCRIPTION, and FULLNESS of DETAIL have long ago won for it a place unique in the literature of this branch of mining engineering, and the present edition fully maintains the high standard of its predecessors. To the student, and to the mining engineer alike, ITS VALUE is inestimable. The illustrations are excellent."—*The Miners' Journal*.

SECOND EDITION, Revised. Crown 8vo. Handsome Cloth. Illustrated. 6s.

## MINING GEOLOGY.

A TEXT-BOOK FOR MINING STUDENTS AND MINERS.

BY PROF. JAMES PARK, F.G.S., M.Inst.M.M.,

Professor of Mining and Director of the Otago University School of Mines; late Director Thames School of Mines, and Geological Surveyor and Mining Geologist to the Government of New Zealand

GENERAL CONTENTS. — Introduction. — Classification of Mineral Deposits. — Ore Veins, their Filling, Age, and Structure. — The Dynamics of Lodes and Beds. — Ore Deposits Genetically Considered. — Ores and Minerals Considered Economically. — Mine Sampling and Ore Valuation. — The Examination and Valuation of Mines. — INDEX.

"A work which should find a place in the library of every mining engineer."—*Mining World*.

SECOND EDITION. In Crown 8vo. Handsome Cloth. With 30 New  
Illustrations. 7s. 6d net.

## ELECTRICAL PRACTICE IN COLLIERIES.

BY D. BURNS, M.E., M.Inst.M.E.,

Certificated Colliery Manager, and Lecturer on Mining and Geology to the Glasgow and West of Scotland Technical College.

Units of Measurement, Conductors, &c. — The Theory of the Dynamo. — The Dynamo, Details of Construction and Working. — Motors. — Lighting Installations in Collieries. — Pumping by Electricity. — Electrical Haulage. — Coal Cutting. — Miscellaneous Applications of Electricity in Mines. — Coal Mines Regulation Act (Electricity). — INDEX.

"A clear and concise introduction to electrical practice in collieries."—*Mining Journal*.

LONDON: CHARLES GRIFFIN & CO., LIMITED, EXETER STREET, STRAND.



**WORKS FOR MINERS AND STUDENTS.**

In Crown 8vo, Handsome Cloth. 8s. 6d. net.

**MINING LAW OF THE BRITISH EMPIRE.**

By CHARLES J. ALFORD, F.G.S., M.Inst.M.M.

CONTENTS.—The Principles of Mining Law.—The Mining Law of Great Britain.—British India.—Ceylon.—Burma.—The Malay Peninsula.—British North Borneo.—Egypt.—Cyprus.—The Dominion of Canada.—British Guiana.—The Gold Coast Colony and Ashanti.—Cape of Good Hope.—Natal.—Orange River Colony.—Transvaal Colony.—Rhodesia.—The Commonwealth of Australia.—New Zealand, &c.—INDEX.

"Should be specially useful to all those engaged in the direction of mining enterprises."—*Financial Times*.

"Cannot fail to be useful . . . we cordially recommend the book."—*Mining World*

In Large 8vo. FOURTH EDITION. Price 10s. 6d.

**Mine Accounts and Mining Book-Keeping.**

For Students, Managers, Secretaries, and others.

With Examples taken from Actual Practice of Leading Companies.

By JAMES GUNSON LAWN, A.R.S.M., A.M.Inst.C.E., F.G.S.,

Head of the Mining Department, Camborne School of Mines.

EDITED BY SIR C. LE NEVE FOSTER, D.Sc., F.R.S.

CONTENTS.—Introduction.—PART I. ENGAGEMENT AND PAYMENT OF WORKMEN.—Engagement of Workmen and Period between Pay Days.—Data determining Gross Amount due to Men.—Deductions.—Pay Sheets, Due Bills.—Pay Tickets. PART II. PURCHASES AND SALES.—Purchase and Distribution of Stores.—Sales of Product. PART III. WORKING SUMMARIES AND ANALYSES.—Summaries of Minerals Raised, Dressed, and Sold, and of Labour.—Analyses of Costs.—Accounts forwarded to Head Office. PART IV. LEDGER, BALANCE-SHEET, AND COMPANY BOOKS.—Head Office Books.—Redemption of Capital.—General Considerations and Companies Books. PART V. REPORTS AND STATISTICS.—Reports of Workings and Machinery of Mining Companies.—Mining Statistics.—BIBLIOGRAPHY.—INDEX.

"It seems impossible to suggest how Mr. LAWN's book could be made more COMPLETE or more VALUABLE, careful, and exhaustive."—*Accountants' Magazine*.

SECOND EDITION. In Pocket Size, Strongly Bound in Leather, 3s. 6d.  
Provided with Detachable Blank Pages for MS.

**THE MINING ENGINEERS' REPORT BOOK  
AND DIRECTORS' AND SHAREHOLDERS' GUIDE TO MINING REPORTS.**

By EDWIN R. FIELD, M.Inst.M.M.

With Notes on the Valuation of Property, and Tabulating Reports,  
Useful Tables, and Examples of Calculations, &c.

"AN ADMIRABLY compiled book which Mining Engineers and Managers will find EXTREMELY USEFUL."—*Mining Journal*.

LONDON: CHARLES GRIFFIN & CO., LIMITED, EXETER STREET, STRAND.

**WORKS ON SINKING, EXPLOSIVES, &c.**

In Medium 8vo, Handsome Cloth. With 18 Figures in the Text,  
and 19 Folding Plates. 10s. 6d. net.

## SHAFT-SINKING IN DIFFICULT CASES.

By J. RIEMER,

TRANSLATED FROM THE GERMAN

J. W. BROUGH, A.M. INST. C.E.

CONTENTS.—Shaft Sinking by Hand.—Shaft Sinking by Boring.—The Freezing Method.—The Sinking Drum Process.—BIBLIOGRAPHY.—INDEX.

"The translator deserves the thanks of the mining community for placing this valuable work before them. . . . The work is one which every mining engineer should include in his library."—*Mining World*.

SECOND EDITION, Revised. In Large 8vo, with Numerous Illustrations  
and Folding Plates. 10s. 6d.

## BLASTING: AND THE USE OF EXPLOSIVES.

By OSCAR GUTTMANN, M. INST. C.E., F.I.C., F.C.S.

CONTENTS.—Historical Sketch.—Blasting Materials.—Qualities and Handling of Explosives.—The Choice of Blasting Materials.—Preparation of Blasts.—Chamber Mines.—Charging of Boreholes.—Determination of Charge.—Blasting in Boreholes.—Firing.—Results of Working.—Various Blasting Operations.—INDEX.

"Should prove a *vade-mecum* to Mining Engineers and all engaged in practical work."—*Iron and Coal Trades Review*.

In Medium 8vo, Cloth. With many Illustrations in the Text.  
Four Full Page Plates and Four Folding Tables. 6s. net.

## NEW METHODS OF TESTING EXPLOSIVES.

By O. E. BICHEL.

TRANSLATED FROM THE GERMAN AND EDITED

By AXEL LARSEN, M. INST. C.E.

CONTENTS.—Introductory.—Historical.—Testing Stations.—Power Gauges.—Products of Combustion.—Rate of Detonation.—Length and Duration of Flame.—After-Flame Ratio.—Transmission of Explosion.—Conclusions.—Efficiency.

"Its pages bristle with suggestions and actual experimental results to an extent seldom found in a volume of five times its size."—*Arms and Explosives*.

LONDON: CHARLES GRIFFIN & CO., LIMITED, EXETER STREET, STRAND.

SECOND EDITION, Revised Throughout. In Medium 8vo. With Numerous Plates, Maps, and Illustrations. 21s. net.

## CYANIDING GOLD & SILVER ORES.

A Practical Treatise on the Cyanide Process; its Application, Methods of Working, Design and Construction of Plant, and Costs.

By H. FORBES JULIAN,

Mining and Metallurgical Engineer; Specialist in Gold; Late Technical Adviser of the Deutsche Gold und Silber Scheide Anstalt, Frankfort-on-Maine.

AND EDGAR SMART, A.M.I.C.E.,

Civil and Metallurgical Engineer.

"A handsome volume of 400 pages which will be a valuable book of reference for all associated with the process."—*Mining Journal*.

"The authors are to be congratulated upon the production of what should prove to be a standard work."—*Page's Magazine*.

In Large Crown 8vo. With 13 Plates and many Illustrations in the Text. Handsome Cloth. 7s. 6d. net.

## THE CYANIDE PROCESS OF GOLD EXTRACTION.

A Text-Book for the Use of Metallurgists and Students at Schools of Mines, &c.

By JAMES PARK, F.G.S., M.INST.M.M.,

Professor of Mining and Director of the Otago University School of Mines; late Director Thames School of Mines, and Geological Surveyor and Mining Geologist to the Government of New Zealand.

FOURTH ENGLISH EDITION. Thoroughly Revised and Greatly Enlarged. With additional details concerning the Siemens-Halske and other recent processes.

"Deserves to be ranked as amongst the BEST OF EXISTING TREATISES."—*Mining Journal*.

THIRD EDITION, Revised. With Plates and Illustrations. Cloth, 3s. 6d.

## GETTING GOLD;

A GOLD-MINING HANDBOOK FOR PRACTICAL MEN.

By J. O. F. JOHNSON, F.G.S., A.I.M.E.,

Life Member Australasian Mine-Managers' Association.

GENERAL CONTENTS.—Introductory: Prospecting (Alluvial and General)—Lode or Reef Prospecting—Genesisiology of Gold—Auriferous Lodes—Drifts—Gold Extraction—Lixiviation—Calcination—Motor Power and its Transmission—Company Formation—Mining Appliances and Methods—Australasian Mining Regulations.

"PRACTICAL from beginning to end . . . deals thoroughly with the Prospecting, Sinking, Crushing, and Extraction of gold."—*Brit. Australasian*.

In Crown 8vo. Illustrated. Fancy Cloth Boards. 4s. 6d.

## GOLD SEEKING IN SOUTH AFRICA:

A Handbook of Hints for intending Explorers, Prospectors, and Settlers.

By THEO KASSNER,

Mine Manager, Author of the Geological Sketch Map of the De Kaap Gold Fields.

With a Chapter on the Agricultural Prospects of South Africa.

"As fascinating as anything ever penned by Jules Verne."—*African Commerce*.

LONDON: CHARLES GRIFFIN & CO., LIMITED, EXETER STREET, STRAND

Large 8vo. Handsome Cloth. With Illustrations.  
12s. 6d. net.

## METALLURGICAL ANALYSIS & ASSAYING:

A THREE YEARS' COURSE  
FOR STUDENTS OF SCHOOLS OF MINES.

By W. A. MACLEOD, B.A., B.Sc., A.O.S.M. (N.Z.),

Formerly Assist.-Director, Thames School of Mines (N.Z.), and Lecturer in Chemistry, University of Tasmania; Director of Queensland Government School of Mines, Charters Towers;

AND CHAS. WALKER, F.C.S.,

Formerly Assist.-Demonstrator in Chemistry, Sydney University; Lecturer in Chemistry and Metallurgy, Charters Towers School of Mines

PART I.—Qualitative Analysis and Preparation and Properties of Gases.  
PART II.—Qualitative and Quantitative Analysis. PART III.—Assaying,  
Technical Analysis (Gas, Water, Fuels, Oils, &c.).

"The publication of this volume tends to prove that the teaching of metallurgical analysis and assaying in Australia rests in competent hands."—*Nature*.

In Crown 8vo, Beautifully Illustrated with nearly 100  
Microphotographs of Steel, &c. 7s. 6d. net.

## MICROSCOPIC ANALYSIS OF METALS.

By FLORIS OSMOND & J. E. STEAD, F.R.S., F.I.C.

CONTENTS.—Metallography considered as a method of Assay.—Micrographic Analysis of Carbon Steels.—Preparation of Specimens.—Polishing.—Constituents of Steel; Ferrite; Cementite; Pearlite; Sorbite; Martensite; Hardenite; Troostite; Austenite.—Identification of Constituents.—Detailed Examination of Carbon Steels.—Conclusions, Theoretical and Practical.—Apparatus employed.—APPENDIX.

"There has been no work previously published in English calculated to be so useful to the student in metallographic research."—*Iron and Steel Trades' Journal*.

THIRD EDITION. With Folding Plates and Many Illustrations. 36s.

## ELEMENTS OF METALLURGY.

A PRACTICAL TREATISE ON THE ART OF EXTRACTING METALS  
FROM THEIR ORES.

By J. ARTHUR PHILLIPS, M.INST.C.E., F.C.S., F.G.S., &c.

AND H. BAUERMAN, V.P.G.S.

GENERAL CONTENTS.—Refractory Materials.—Fire-Clays.—Fuels, &c.—Aluminium.—Copper.—Tin.—Antimony.—Arsenic.—Zinc.—Mercury.—Bismuth.—Lead.—Iron.—Cobalt.—Nickel.—Silver.—Gold.—Platinum.

"Of the THIRD EDITION, we are still able to say that, as a Text-book of Metallurgy, it is THE BEST with which we are acquainted."—*Engineer*.

"A work which is equally valuable to the Student as a Text-book, and to the practical Smelter as a Standard Work of Reference. . . . The Illustrations are admirable examples of Wood Engraving."—*Chemical News*.

LONDON: CHARLES GRIFFIN & CO., LIMITED, EXETER STREET, STRAND

SECOND EDITION, Revised, Enlarged, and Re-set Throughout on Larger Page.  
With Valuable Bibliography, New Maps, Illustrations, &c. 45s. net.

IN TWO VOLUMES.  
A TREATISE ON

# PETROLEUM.

BY SIR BOVERTON REDWOOD,  
D.Sc., F.R.S.E., Assoc. Inst. C.E., F.I.C.

CONTENTS.—SECTION I.: Historical Account of the Petroleum Industry.—SECTION II.: Geological and Geographical Distribution of Petroleum and Natural Gas.—SECTION III.: The Chemical and Physical Properties of Petroleum and Natural Gas.—SECTION IV.: The Origin of Petroleum and Natural Gas.—SECTION V.: The Production of Petroleum, Natural Gas, and Ozokerite.—SECTION VI.: The Refining of Petroleum.—SECTION VII.: The Shale Oil and Allied Industries.—SECTION VIII.: The Transport, Storage, and Distribution of Petroleum.—SECTION IX.: The Testing of Crude Petroleum, Petroleum and Shale Oil Products, Ozokerite, and Asphalt.—SECTION X.: The Uses of Petroleum and its Products.—SECTION XI.: Statutory, Municipal, and other Regulations relating to the Testing, Storage, Transport, and Use of Petroleum and its Products.—APPENDICES.—BIBLIOGRAPHY.—INDEX.

"It is indisputably the most comprehensive and complete treatise on petroleum, and this statement is true, no matter on what branch of the industry a test of its merits is made. It is the only book in existence which gives the oil man a clear and reliable outline of the growth and present-day condition of the entire petroleum world. . . . There is a wonderfully complete collection of plates and illustrations."—*Petroleum World*.

SECOND EDITION, Revised. With Illustrations. Price 8s. 6d. net.

## A HANDBOOK ON PETROLEUM. FOR INSPECTORS UNDER THE PETROLEUM ACTS,

And for those engaged in the Storage, Transport, Distribution, and Industrial Use of Petroleum and its Products, and of Calcium Carbide. With suggestions on the Construction and Use of Mineral Oil Lamps.

BY CAPTAIN J. H. THOMSON,

H.M. Chief Inspector of Explosives,

AND SIR BOVERTON REDWOOD,

Author of "A Treatise on Petroleum."

"A volume that will enrich the world's petroleum literature, and render a service to the British branch of the industry. . . . Reliable, indispensable, a brilliant contribution."—*Petroleum*.

In Crown 8vo. Fully Illustrated. 2s. 6d. net.

## THE LABORATORY BOOK OF MINERAL OIL TESTING.

BY J. A. HICKS,

Chemist to Sir Boverton Redwood.

Should be on the shelves of every analytical chemist in practice."—*Chemical Trade Journal*.

In Large Crown 8vo, Cloth. Fully Illustrated 5s. net.

## OIL FUEL:

ITS SUPPLY, COMPOSITION, AND APPLICATION.

BY SIDNEY H. NORTH,

LATE EDITOR OF THE "PETROLEUM REVIEW."

CONTENTS.—The Sources of Supply.—Economic Aspect of Liquid Fuel.—Chemical Composition of Fuel Oils.—Conditions of Combustion in Oil Fuel Furnaces.—Early Methods and Experiments.—Modern Burners and Methods.—Oil Fuel for Marine Purposes.—For Naval Purposes.—On Locomotives.—For Metallurgical and other Purposes.—Appendices.—INDEX.

"Everyone interested in this important question will welcome Mr. North's excellent text-book."—*Nature*.

**THE PETROLEUM LAMP: Its Choice and Use. A Guide to the Safe Employment of the Paraffin Lamp.** By CAPT. J. H. THOMSON and Sir BOVERTON REDWOOD. Illustrated. 1s. net.

"A work which will meet every purpose for which it has been written."—*Petroleum*.

LONDON: CHARLES GRIFFIN & CO., LIMITED, EXETER STREET, STRAND.

## Griffin's Metallurgical Series.

### STANDARD WORKS OF REFERENCE

FOR

Metallurgists, Mine-Owners, Assayers, Manufacturers,  
and all interested in the development of  
the Metallurgical Industries.

EDITED BY

Sir W. ROBERTS-AUSTEN, K.C.B., D.C.L., F.R.S.

*In Large 8vo, Handsome Cloth. With Illustrations.*

#### INTRODUCTION to the STUDY of METALLURGY.

By the EDITOR. SIXTH EDITION. (See p. 63.)

**GOLD (The Metallurgy of).** By THOS. KIRKE ROSE, D.Sc., Assoc. R.S.M., F.C.S., Chemist and Assayer of the Royal Mint. FIFTH EDITION. 21s. (See p. 63.)

**LEAD AND SILVER (The Metallurgy of).** By H. F. COLLINS, Assoc. R.S.M., M.Inst.M.M. Part I., Lead, 16s; Part II., Silver, 16s. (See p. 64.)

**IRON (The Metallurgy of).** By T. TURNER, A.R.S.M., F.I.C., F.C.S. THIRD EDITION, Revised. 16s. net. (See p. 65.)

**STEEL (The Metallurgy of).** By F. W. HARBORD, Assoc. R.S.M., F.I.C., with a Section on Mechanical Treatment by J. W. HALL, A.M.Inst.C.E. THIRD EDITION. 25s. net. (See p. 65.)

*Will be Published at Short Intervals.*

**METALLURGICAL MACHINERY:** the Application of Engineering to Metallurgical Problems. By HENRY CHARLES JENKINS, Wh.Sc., Assoc. R.S.M., Assoc. M.Inst.C.E., of the Royal College of Science. (See p. 64.)

**COPPER (The Metallurgy of).** By THOS. C. CLOUD, Assoc. R.S.M.

**ALLOYS.** By EDWARD T. LAW, Assoc. R.S.M.

\*.\* Other Volumes in Preparation.

LONDON: CHARLES GRIFFIN & CO., LIMITED, EXETER STREET, STRAND.

## GRIFFIN'S METALLURGICAL SERIES.

SIXTH EDITION, thoroughly Revised and considerably Enlarged. Large 8vo, with numerous Illustrations and Micro-Photographic Plates of different varieties of Steel.

An Introduction to the Study of  
**METALLURGY.**

BY

Sir W. ROBERTS-AUSTEN, K.C.B., D.C.L., F.R.S., A.R.S.M.,

Late Chemist and Assayer of the Royal Mint, and Professor of Metallurgy  
in the Royal College of Science.

GENERAL CONTENTS.—The Relation of Metallurgy to Chemistry.—Physical Properties of Metals.—Alloys. The Thermal Treatment of Metals.—Fuel and Thermal Measurements.—Materials and Products of Metallurgical Processes.—Furnaces.—Means of Supplying Air to Furnaces.—Thermo-Chemistry.—Typical Metallurgical Processes.—The Micro-Structure of Metals and Alloys.—Economic Considerations.

"No English text-book at all approaches this in the COMPLETENESS with which the most modern views on the subject are dealt with. Professor Austen's volume will be INVALUABLE, not only to the student, but also to those whose knowledge of the art is far advanced."—*Chemical News*.

FIFTH EDITION, Revised, Considerably Enlarged, and in part Re-written.  
With Frontispiece and numerous Illustrations. 21s.

**THE METALLURGY OF GOLD.**

BY

T. KIRKE ROSE, D.Sc.Lond., Assoc.R.S.M.

*Chemist and Assayer of the Royal Mint.*

GENERAL CONTENTS.—The Properties of Gold and its Alloys.—Chemistry of the Compounds of Gold.—Mode of Occurrence and Distribution of Gold.—Shallow Placer Deposits.—Deep Placer Deposits.—Quartz Crushing in the Stamp Battery.—Amalgamation in the Stamp Battery.—Other Forms of Crushing and Amalgamating Machinery.—Concentration in Gold Mills.—Dry Crushing.—Re-grinding.—Roasting.—Chlorination: The Plattner Process, The Barrel Process, The Vat-Solution Process.—The Cyanide Process.—Chemistry of the Cyanide Process.—Refining and Parting of Gold Bullion.—Assay of Gold Ores.—Assay of Gold Bullion.—Statistics of Gold Production.—Bibliography.—INDEX.

"A COMPREHENSIVE PRACTICAL TREATISE on this important subject."—*The Times*.

"The MOST COMPLETE description of the CHLORINATION PROCESS which has yet been published."—*Mining Journal*.

"Adapted for all who are interested in the Gold Mining Industry, being free from technicalities as far as possible, but is more particularly of value to those engaged in the industry."—*Cape Times*.

LONDON: CHARLES GRIFFIN & CO., LIMITED, EXETER STREET, STRAND.

**GRIFFIN'S METALLURGICAL SERIES.**

EDITED BY SIR W. ROBERTS-AUSTEN, K.C.B., F.R.S., D.C.L.

*In Large 8vo. Handsome Cloth. With Illustrations.*

In Two Volumes, Each Complete in Itself and Sold Separately.

**THE METALLURGY OF LEAD AND SILVER.**

By H. F. COLLINS, Assoc.R.S.M., M.INST.M.M.

**Part I.—LEAD:**

A Complete and Exhaustive Treatise on the Manufacture of Lead, with Sections on Smelting and Desilverisation, and Chapters on the Assay and Analysis of the Materials involved. Price 16s.

**SUMMARY OF CONTENTS.**—Sampling and Assaying Lead and Silver.—Properties and Compounds of Lead.—Lead Ores.—Lead Smelting.—Reverberatories.—Lead Smelting in Hearths.—The Roasting of Lead Ores.—Blast Furnace Smelting; Principles, Practice, and Examples; Products.—Flue Dust, its Composition Collection and Treatment.—Costs and Losses, Purchase of Ores.—Treatment of Zinc, Lead Sulphides, Desilverisation, Softening and Refining.—The Pattinson Process.—The Parkes Process.—Cupellation and Refining, &c., &c.

"A THOROUGHLY SOUND and useful digest. May with EVERY CONFIDENCE be recommended."—*Mining Journal*.

**Part II.—SILVER.**

Comprising Details regarding the Sources and Treatment of Silver Ores, together with Descriptions of Plant, Machinery, and Processes of Manufacture, Refining of Bullion, Cost of Working, &c. Price 16s.

**SUMMARY OF CONTENTS.**—Properties of Silver and its Principal Compounds.—Silver Ores.—The Patio Process.—The Kazo, Fondon, Kröhnke, and Tina Processes.—The Pan Process.—Roast Amalgamation.—Treatment of Tailings and Concentration.—Retorting, Melting, and Assaying.—Chloridising-Roasting.—The Augustin, Claudet, and Ziervogel Processes.—The Hypo-Sulphite Leaching Process.—Refining.—Matte Smelting.—Pyritic Smelting.—Matte Smelting in Reverberatories.—Silver-Copper Smelting and Refining.—INDEX.

"The author has focussed A LARGE AMOUNT OF VALUABLE INFORMATION into a convenient form. . . . The author has evidently considerable practical experience, and describes the various processes clearly and well."—*Mining Journal*.

**IN PREPARATION.****METALLURGICAL MACHINERY:****The Application of Engineering to Metallurgical Problems.**

By HENRY CHARLES JENKINS,

*Wh.Sc., Assoc.R.S.M., Assoc.M.Inst.C.E.*

LONDON: CHARLES GRIFFIN &amp; CO., LIMITED, EXETER STREET, STRAND.



## GRIFFIN'S METALLURGICAL SERIES.

THIRD EDITION, Revised. With Numerous Illustrations. Large 8vo.  
Handsome Cloth. 25s. net.

*With Additional Chapter on The Electric Smelting of Steel.*

## THE METALLURGY OF STEEL.

BY F. W. HARBORD, ASSOC.R.S.M., F.I.C.,  
*Consulting Metallurgist and Analytical Chemist to the Indian Government,  
Royal Indian Engineering College, Coopers Hill.*

With 37 Plates, 280 Illustrations in the Text, and nearly 100 Micro-  
Sections of Steel, and a Section on

## THE MECHANICAL TREATMENT OF STEEL.

BY J. W. HALL, A.M. INST. C.E.

ABRIDGED CONTENTS.—The Plant, Machinery, Methods and Chemistry of the Bessemer and of the Open Hearth Processes (Acid and Basic).—The Mechanical Treatment of Steel comprising Mill Practice, Plant and Machinery.—The Influence of Metalloids, Heat Treatment, Special Steels, Microstructure, Testing, and Specifications.

"A work which we venture to commend as an invaluable compendium of information upon the metallurgy of steel."—*Iron and Coal Trades' Review.*

The *Engineer* says, at the conclusion of a review of this book:—"We cannot conclude without earnestly recommending all who may be interested as makers or users of steel, which practically means the whole of the engineering profession, to make themselves acquainted with it as speedily as possible, and this may be the more easily done as the published price, considering the size of the book, is extremely moderate."

THIRD EDITION, Thoroughly Revised. With over 100 Additional Pages,  
and many Plates. 16s. net.

## THE METALLURGY OF IRON.

BY THOMAS TURNER, ASSOC.R.S.M., F.I.C.,  
*Professor of Metallurgy in the University of Birmingham.*

IN LARGE 8VO, HANDSOME CLOTH, WITH NUMEROUS ILLUSTRATIONS  
(MANY FROM PHOTOGRAPHS).

*General Contents.*—Early History of Iron.—Modern History of Iron.—The Age of Steel.—Chief Iron Ores.—Preparation of Iron Ores.—The Blast Furnace.—The Air used in the Blast Furnace.—Reactions of the Blast Furnace.—The Gaseous Products of the Blast Furnace.—The Fuel used in the Blast Furnace.—Slags and Fluxes of Iron Smelting.—Properties of Cast Iron.—Foundry Practice.—Wrought Iron.—Indirect Production of Wrought Iron.—The Puddling Process.—Further Treatment of Wrought Iron.—Corrosion of Iron and Steel.

"A MOST VALUABLE SUMMARY of knowledge relating to every method and stage in the manufacture of cast and wrought iron . . . rich in chemical details. . . . EXHAUSTIVE and THOROUGHLY UP-TO-DATE."—*Bulletin of the American Iron and Steel Association.*

"This is a DELIGHTFUL BOOK, giving, as it does, reliable information on a subject becoming every day more elaborate."—*Colliery Guardian.*

"A THOROUGHLY USEFUL BOOK, which brings the subject UP TO DATE. OF GREAT VALUE to those engaged in the iron industry."—*Mining Journal.*

\* \* For Professor Turner's *Lectures on Iron-Founding*, see page 68.

LONDON: CHARLES GRIFFIN & CO., LIMITED, EXETER STREET, STRAND.

TENTH EDITION. With Tables and Illustrations. Crown 8vo.  
Cloth, 10s. 6d.

## A TEXT-BOOK OF ASSAYING:

*For the use of Students, Mine Managers, Assayers, &c.*

By J. J. BERINGER, F.I.C., F.C.S.,

Public Analyst for, and Lecturer to the Mining Association of Cornwall.

AND C. BERINGER, F.C.S.,

Late Chief Assayer to the Rio Tinto Copper Company, London.

GENERAL CONTENTS.—PART I.—INTRODUCTORY: MANIPULATION: Sampling; Drying; Calculation of Results—Laboratory-books and Reports. METHODS: Dry Gravimetric; Wet Gravimetric—Volumetric Assays: Titrometric, Colorimetric, Gasometric—Weighing and Measuring—Reagents—Formulas, Equations, &c.—Specific Gravity.

PART II.—METALS: Detection and Assay of Silver, Gold, Platinum, Mercury, Copper, Lead, Tin, Iron, Bismuth, Antimony, Iron, Nickel, Cobalt, Zinc, Cadmium, Tin, Tungsten, Titanium, Manganese, Chromium, &c.—Earths, Alkalies.

PART III.—NON-METALS: Oxydes and Oxides; The Halogens—Sulphur and Sulphates—Arsenic, Phosphorus, Nitrogen—Silicon, Carbon, Boron—Useful Tables.

"A REALLY MERITORIOUS WORK, that may be safely depended upon either for systematic instruction or for reference."—*Nature*.

"This work is one of the BEST of its kind."—*Engineer*.

FOURTH EDITION, Revised. Handsome Cloth. With Numerous  
Illustrations. 6s.

## A TEXT-BOOK OF ELEMENTARY METALLURGY.

Including the Author's PRACTICAL LABORATORY COURSE.

By A. HUMBOLDT SEXTON, F.I.C., F.C.S.,

Professor of Metallurgy in the Glasgow and West of Scotland Technical College.

GENERAL CONTENTS.—Introduction.—Properties of the Metals.—Combustion.—Fuels.—Refractory Materials.—Furnaces.—Occurrence of the Metals in Nature.—Preparation of the Ore for the Smelter.—Metallurgical Processes.—Iron.—Steel.—Copper.—Lead.—Zinc and Tin.—Silver.—Gold.—Mercury.—Alloys.—Applications of ELECTRICITY to Metallurgy.—LABORATORY COURSE.

"Just the kind of work for Students COMMENCING the study of Metallurgy, or for ENGINEERING Students."—*Practical Engineer*.

"EXCELLENTLY got-up and WELL-ARRANGED."—*Chemical Trade Journal*.

In Large 8vo. Handsome Cloth. Price 4s.

## TABLES FOR QUANTITATIVE METALLURGICAL ANALYSIS.

FOR LABORATORY USE.

ON THE PRINCIPLE OF "GROUP" SEPARATIONS.

By J. JAMES MORGAN, F.C.S., M.S.C.I.

"The Author may be CONGRATULATED on the way his work has been carried out."—*The Engineer*.

"Will COMMERCE ITSELF highly in Laboratory Practice. Its CLEARNESS and PRECISION mark the book out as a highly useful one."—*Mining Journal*.

LONDON: CHARLES GRIFFIN & CO., LIMITED, EXETER STREET, STRAND.

SECOND EDITION, Revised, Enlarged, and in part Re-written.  
With Additional Sections on MODERN THEORIES OF ELECTROLYSIS  
Costs, &c. Price 10s. 6d.

## A TREATISE ON ELECTRO-METALLURGY:

Embracing the Application of Electrolysis to the Plating, Depositing,  
Smelting, and Refining of various Metals, and to the Repro-  
duction of Printing Surfaces and Art-Work, &c.

BY

WALTER G. M<sup>c</sup>MILLAN, F.I.C., F.C.S.,  
*Secretary to the Institution of Electrical Engineers; late Lecturer in Metallurgy  
at Mason College, Birmingham.*

With numerous Illustrations. Large Crown 8vo. Cloth.

"This excellent treatise, . . . one of the BEST and MOST COMPLETE  
manuals hitherto published on Electro-Metallurgy."—*Electrical Review.*

"This work will be a STANDARD."—*Jeweller.*

"Any metallurgical process which REDUCES the COST of production  
must of necessity prove of great commercial importance. . . . We  
recommend this manual to ALL who are interested in the PRACTICAL  
APPLICATION of electrolytic processes."—*Nature.*

SECOND EDITION, Thoroughly Revised and Enlarged. In large 8vo.  
With Numerous Illustrations and Three Folding-Plates. 21s. net.

## ELECTRIC SMELTING & REFINING:

A Practical Manual of the Extraction and Treatment  
of Metals by Electrical Methods.

Being the "ELEKTRO-METALLURGIE" of DR. W. BORCHERS.

Translated from the Latest German Edition by WALTER G. M<sup>c</sup>MILLAN,  
F.I.C., F.C.S.

### CONTENTS.

PART I.—ALKALIES AND ALKALINE EARTH METALS: Magnesium,  
Lithium, Beryllium, Sodium, Potassium, Calcium, Strontium, Barium,  
the Carbides of the Alkaline Earth Metals.

PART II.—THE EARTH METALS: Aluminium, Cerium, Lanthanum,  
Didymium.

PART III.—THE HEAVY METALS: Copper, Silver, Gold, Zinc and Cad-  
mium, Mercury, Tin, Lead, Bismuth, Antimony, Chromium, Molybdenum,  
Tungsten, Uranium, Manganese, Iron, Nickel, and Cobalt, the Platinum  
Group.

"COMPREHENSIVE and AUTHORITATIVE . . . not only FULL of VALUABLE INFOR-  
MATION, but gives evidence of a THOROUGH INSIGHT into the technical VALUE and  
POSSIBILITIES of all the methods discussed."—*The Electrician.*

"DR. BORCHERS' WELL-KNOWN WORK . . . MUST OF NECESSITY BE ACQUIRED by  
every one interested in the subject. EXCELLENTLY put into English with additional  
matter by MR. M<sup>c</sup>MILLAN."—*Nature.*

"Will be of GREAT SERVICE to the practical man and the Student."—*Electric Smelting.*

LONDON: CHARLES GRIFFIN & CO., LIMITED, EXETER STREET, STRAND.

*In Medium 8vo. Handsome Cloth. Fully Illustrated. 15s. net.*

## GENERAL FOUNDRY PRACTICE:

*A Practical Handbook for Iron, Steel and Brass Founders, Metallurgists, and Students of Metallurgy.*

BY A. M<sup>c</sup>WILLIAM, A.R.S.M., AND PERCY LONGMUIR.

**CONTENTS.**—Introduction.—General Properties of Matter.—Moulding Sands.—Facing Sands and Facings.—Foundry Tools.—Moulding Boxes.—Handling Material in the Foundry.—Open Sand Moulding.—Cores.—Elementary Aspects of Moulding.—Green Sand Moulding.—Securing Cores in Moulds.—Moulding from Guides.—Bench, Oddside, and Plate Moulding.—Machine Moulding.—Dry Sand Moulding.—Loam Moulding.—Chill Casting.—Casting on other Metals.—Burning.—Weighting and Binding Materials.—Shrinkage, Contraction, and Warping.—Dressing Castings.—Common Faults due to Mould and Pattern.—Malleable or Wrought Iron, Steel and Malleable Cast Iron.—Cast Iron.—Refractory Materials.—Fuels and Furnaces.—Mixing by Analysis.—Remelting.—Working the Cupola.—Further Treatment of Cast Iron.—High Temperature Measurement.—Steel.—Notes on Metals other than Iron.—Alloys.—Mechanical Testing.—Micrographic Analysis.—Common Faults.—Foundry Management.—INDEX.

"The student of foundry work . . . needs no other text-book. . . . The book contains a tremendous amount of information, and is well written."—*Engineering Times*.

*Extra Crown 8vo. With 48 Illustrations. 3s. 6d. net.*

## LECTURES ON IRON-FOUNDING.

BY THOMAS TURNER, M.Sc., A.R.S.M., F.I.C.,

Professor of Metallurgy in the University of Birmingham.

**CONTENTS.**—Varieties of Iron and Steel.—Application of Cast Iron.—History.—Production.—Iron Ores.—Composition.—The Blast Furnace.—Materials.—Reactions.—Grading Pig Iron.—Carbon, Silicon, Sulphur, Phosphorus, Manganese, Aluminium, Arsenic, Copper, and Titanium.—The Foundry.—General Arrangement.—Re-melting Cast Iron.—The Cupola.—Fuel Used.—Changes due to Re-melting.—Moulds and Moulding.—Foundry Ladles.—Pouring and Pouring Temperature.—Common Troubles.—Influence of Shape and Size on Strength of Castings.—Tests.

"Ironfounders will find much information in the book."—*Iron Trade Circular (Byland's)*.

*In Large 4to, Library Style. Beautifully Illustrated with 20 Plates, many in Colours, and 94 Figures in the Text. £2, 2s. net.*

## PRECIOUS STONES:

**Their Properties, Occurrences, and Uses.**

*A Treatise for Dealers, Manufacturers, Jewellers, and for all Collectors and others interested in Gems.*

BY DR. MAX BAUER, OF THE UNIVERSITY OF MARRBURG.

TRANSLATED BY L. J. SPENCER, M.A. (CANTAB.), F.G.S.

"The plates are remarkable for their beauty, delicacy, and truthfulness. A glance at them alone is a lesson on precious stones, whilst the perusal of the work itself should add a new interest to any casket of jewels or cabinet of gems, or even to a jewellers' window."—*Athenæum*.

*In Large Crown 8vo. With Numerous Illustrations. 8s. 6d.*

## THE ART OF THE GOLDSMITH AND JEWELLER.

**A Manual on the Manipulation of Gold and the Manufacture of Personal Ornaments.**

BY THOS. B. WIGLEY,

Headmaster of the Jewellers and Silversmiths' Assoc. Tech. School, Birmingham.

ASSISTED BY J. H. STANSBIE, B.Sc. (LOND.), F.I.C.,

Lecturer at the Birmingham Municipal Technical School.

LONDON: CHARLES GRIFFIN & CO., LIMITED, EXETER STREET, STRAND.



THIRD EDITION, Revised, Enlarged, and Re-issued. Price 6s. net.

A SHORT MANUAL OF  
**INORGANIC CHEMISTRY.**

By A. DUPRÉ, Ph.D., F.R.S.,  
AND WILSON HAKE, Ph.D., F.I.O., F.C.S.,  
Of the Westminster Hospital Medical School.

"AN EXAMPLE OF THE ADVANTAGES OF THE SYSTEMATIC TREATMENT of a Science over the fragmentary style so generally followed. BY A LONG WAY THE BEST of the small Manuals for Students."—*Analyst*.

In Handsome Cloth. With nearly 50 Illustrations. 3s. 6d. net.

**THE ELEMENTS OF CHEMICAL ENGINEERING.**

By J. GROSSMANN, M.A., Ph.D., F.I.C.

WITH A PREFACE BY

SIR WILLIAM RAMSAY, K.C.B., F.R.S.

CONTENTS.—The Beaker and its Technical Equivalents.—Distilling Flasks, Liebig's Condensers.—Fractionating Tubes and their Technical Equivalents.—The Air-Bath and its Technical Equivalents.—The Blowpipe and Crucible and their Technical Equivalents.—The Steam Boiler and other Sources of Power.—General Remarks on the Application of Heat in Chemical Engineering.—The Funnel and its Technical Equivalents.—The Mortar and its Technical Equivalents.—Measuring Instruments and their Technical Equivalents.—Materials Used in Chemical Engineering and their Mode of Application.—Technical Research and the Designing of Plant.—Conclusion.—Chemicals and Materials.—INDEX.

"Excellent. . . . Every student of chemistry attending a technical course should obtain a copy."—*Chemical News*.

**LABORATORY HANDBOOKS BY A. HUMBOLDT SEXTON,**

Professor of Metallurgy in the Glasgow and West of Scotland Technical College.

**OUTLINES OF QUANTITATIVE ANALYSIS.**

FOR THE USE OF STUDENTS.

With Illustrations. FIFTH EDITION. Crown 8vo, Cloth, 3s.

"A COMPACT LABORATORY GUIDE for beginners was wanted, and the want has been WELL SUPPLIED. . . . A good and useful book."—*Lancet*.

**OUTLINES OF QUALITATIVE ANALYSIS.**

FOR THE USE OF STUDENTS.

With Illustrations. FOURTH EDITION, Revised. Crown 8vo, Cloth, 3s. 6d.

"The work of a thoroughly practical chemist."—*British Medical Journal*.

"Compiled with great care, and will supply a want."—*Journal of Education*.

**ELEMENTARY METALLURGY:**

Including the Author's Practical Laboratory Course.

[See p. 66.]

LONDON: CHARLES GRIFFIN & CO., LIMITED, EXETER STREET, STRAND.

"The authors have succeeded beyond all expectations, and have produced a work which should give FRESH POWERS to the Engineer and Manufacturer."—*The Times*.

In Two Vols., Large 8vo. With Illustrations. Sold Separately.

## CHEMISTRY FOR ENGINEERS AND MANUFACTURERS.

A PRACTICAL TEXT-BOOK.

BY

BERTRAM BLOUNT, F.I.C., & A. G. BLOXAM, F.I.C.

**VOLUME I. Price 10s. 6d.**

CHEMISTRY OF ENGINEERING, BUILDING, AND  
METALLURGY.

*General Contents.*—INTRODUCTION—Chemistry of the Chief Materials of Construction—Sources of Energy—Chemistry of Steam-raising—Chemistry of Lubrication and Lubricants—Metallurgical Processes used in the Winning and Manufacture of Metals.

**VOLUME II. Price 16s.**

SECOND EDITION, Thoroughly Revised. Illustrated. 16s.

THE CHEMISTRY OF MANUFACTURING  
PROCESSES.

*General Contents.*—Sulphuric Acid Manufacture—Alkali, &c.—Destructive Distillation—Artificial Manure—Petroleum—Lime and Cement—Clay and Glass—Sugar and Starch—Brewing and Distilling—Oils, Resins, and Varnishes—Soap and Candles—Textiles and Bleaching—Colouring Matters, Dyeing, and Printing—Paper and Pasteboard—Pigments and Paints—Leather, Glue, and Size—Explosives and Matches—Minor Manufactures.

"Certainly a GOOD and USEFUL BOOK, constituting a PRACTICAL GUIDE for students by affording a clear conception of the numerous processes as a whole."—*Chemical Trade Journal*.

SECOND EDITION. In Large 8vo. Handsome Cloth. With 800 pages and 154 Illustrations. 25s. net.

## OILS, FATS, BUTTERS, AND WAXES :

THEIR PREPARATION AND PROPERTIES, AND MANUFACTURE THERE-  
FROM OF CANDLES, SOAPS, AND OTHER PRODUCTS.

By C. R. ALDER WRIGHT, D.Sc., F.R.S.,

Late Lecturer on Chemistry, St. Mary's Hospital Medical School; Examiner in "Soap" to the City and Guilds of London Institute.

Thoroughly Revised, Enlarged, and in Part Rewritten

By C. AINSWORTH MITCHELL, B.A., F.I.C., F.C.S.

"Will be found ABSOLUTELY INDISPENSABLE."—*The Analyst*.

"Will rank as the STANDARD ENGLISH AUTHORITY on OILS and FATS for many years to come."—*Industries and Iron*.

LONDON: CHARLES GRIFFIN & CO., LIMITED, EXETER STREET, STRAND.

FIFTH EDITION, Thoroughly Revised, Greatly Enlarged and Re-written.  
With additional Tables, Plates, and Illustrations. 21s.

## FOODS: THEIR COMPOSITION AND ANALYSIS.

BY A. WYNTER BLYTH, M.R.C.S., F.I.C., F.O.S.,  
Barrister-at-Law, Public Analyst for the County of Devon, and  
Medical Officer of Health for St. Marylebone.

AND M. WYNTER BLYTH, B.A., B.Sc., F.C.S.

GENERAL CONTENTS. — History of Adulteration. — Legislation. — Apparatus. — "Ash." — Sugar. — Confectionery. — Honey. — Treacle. — Jams and Preserved Fruits. — Starches. — Wheaten-Flour. — Bread. — Oats. — Barley. — Rye. — Rice. — Maize. — Millet. — Potatoes. — Peas. — Lentils. — Beans. — Milk. — Cream. — Butter. — Oleo-Margarine. — Cheese. — Lard. — Tea. — Coffee. — Cocoa and Chocolate. — Alcohol. — Brandy. — Rum. — Whisky. — Gin. — Arrack. — Liqueurs. — Absinthe. — Yeast. — Beer. — Wine. — Vinegar. — Lemon and Lime Juice. — Mustard. — Pepper. — Sweet and Bitter Almonds. — Annatto. — Olive Oil. — Water Analysis. — Appendix: Adulteration Acts, &c.

"Simply INDISPENSABLE in the Analyst's laboratory."—*The Lancet*.

"A new edition of Mr. Wynter Blyth's Standard work, ENRICHED WITH ALL THE RECENT DISCOVERIES AND IMPROVEMENTS, will be accepted as a boon."—*Chemical News*.

FOURTH EDITION, Thoroughly Revised. In Large 8vo, Cloth, with  
Tables and Illustrations. 21s. net.

## POISONS: THEIR EFFECTS AND DETECTION.

BY A. WYNTER BLYTH, M.R.C.S., F.I.C., F.O.S.,  
Barrister-at-Law, Public Analyst for the County of Devon, and  
Medical Officer of Health for St. Marylebone.

### GENERAL CONTENTS.

I.—Historical Introduction. II.—Classification—Statistics—Connection between Toxic Action and Chemical Composition—Life Tests—General Method of Procedure—The Spectroscope—Examination of Blood and Blood Stains. III.—Poisonous Gases. IV.—Acids and Alkalies. V.—More or less Volatile Poisonous Substances. VI.—Alkaloids and Poisonous Vegetable Principles. VII.—Poisons derived from Living or Dead Animal Substances. VIII.—The Oxalic Acid Group. IX.—Inorganic Poisons. *Appendix: Treatment, by Antidotes or otherwise, of Cases of Poisoning.*

"Undoubtedly THE MOST COMPLETE WORK on Toxicology in our language."—*The Analyst (on the Third Edition)*.

"As a PRACTICAL GUIDE, we know NO BETTER WORK."—*The Lancet (on the Third Edition)*.

"\* In the THIRD EDITION, Enlarged and partly Re-written, NEW ANALYTICAL METHODS have been introduced, and the CADAVERIC ALKALOIDS, or PTOMALINS, bodies playing so great a part in Food-poisoning and in the Manifestations of Disease, have received special attention.

LONDON: CHARLES GRIFFIN & CO., LIMITED, EXETER STREET, STRAND.



SECOND EDITION. With Numerous Tables, Fully Illustrated.

## DAIRY CHEMISTRY

FOR DAIRY MANAGERS, CHEMISTS, AND ANALYSTS

A Practical Handbook for Dairy Chemists and others  
having Control of Dairies.

By H. DROOP RICHMOND, F.I.C.,  
CHEMIST TO THE AYLESBURY DAIRY COMPANY.

*Contents.*—I. Introductory.—The Constituents of Milk. II. The Analysis of Milk. III. Normal Milk: its Adulterations and Alterations, and their Detection. IV. The Chemical Control of the Dairy. V. Biological and Sanitary Matters. VI. Butter. VII. Other Milk Products. VIII. The Milk of Mammals other than the Cow.—Appendices.—Tables.—Index.

" . . . In our opinion the book is the BEST CONTRIBUTION ON THE SUBJECT THAT HAS YET APPEARED in the English language."—*Lancet* (on the First Edition).

Fully Illustrated. With Photographs of Various Breeds of Cattle, &c.  
6s. net.

## MILK: ITS PRODUCTION & USES.

With Chapters on Dairy Farming, The Diseases of Cattle, and on the Hygiene and Control of Supplies.

By EDWARD F. WILLOUGHBY,  
M.D. (Lond.), D.P.H. (Lond. and Camb.).

"We cordially recommend it to everyone who has anything at all to do with milk."—*Dairy World*.

In Crown 8vo, Fully Illustrated. 2s. 6d. net.

## THE LABORATORY BOOK OF DAIRY ANALYSIS.

By H. DROOP RICHMOND, F.I.C.,  
Analyst to the Aylesbury Dairy Co., Ltd.

"Without doubt the best contribution to the literature of its subject that has ever been written."—*Medical Times*.

AT PRESS. In Crown 8vo. Handsome Cloth. Illustrated.

## SOIL BACTERIA.

By JAMES CLARK, M.A., D.Sc., A.R.C.S.,  
Principal of the Central Technical Schools for Cornwall.

*CONTENTS.*—The Micro-organisms of the Soil, their Appearance, Growth, Reproduction, Activity and Conditions of Existence.—Soil Bacteria and their Relations to Organic Matter.—Decomposition and Putrefaction.—Formation and Nature of Humus; Decomposition of Farm-yard Manure.—Effects of Tillage Operations and of Various Manures on the Decomposition of the Organic Matters in the Soil.—Fixation of Free Nitrogen by Bacteria Living in Symbiosis with Higher Plants.—Nitragin.—Fixation of Free Nitrogen by the Soil.—Allnit.—Nitrification.—Denitrification.—Conditions and Treatment Favourable for the Increase of Soil Nitrogen and for the Process of Nitrification.—Soil Bacteria which are of Minor Importance.

LONDON: CHARLES GRIFFIN & CO., LIMITED, EXETER STREET, STRAND.

Crown 8vo, Handsome Cloth. Fully Illustrated. 10s. 6d.

## FLESH FOODS:

With Methods for their Chemical, Microscopical, and Bacteriological Examination.

*A Practical Handbook for Medical Men, Analysts, Inspectors and others.*

By C. AINSWORTH MITCHELL, B.A., F.I.C., F.C.S.,  
Member of Council, Society of Public Analysts.

*With Numerous Tables, Illustrations, and a Coloured Plate.*

"A compilation which will be most useful for the class for whom it is intended."—*Athenaeum*.  
"A book which NO ONE whose duties involve considerations of food supply CAN AFFORD TO BE WITHOUT."—*Municipal Journal*.

In Large 8vo. Handsome Cloth.

## AGRICULTURAL CHEMISTRY AND ANALYSIS:

*A PRACTICAL HANDBOOK FOR THE USE OF AGRICULTURAL STUDENTS.*

By J. M. H. MUNRO, D.Sc., F.I.C., F.C.S.,  
Professor of Chemistry, Downton College of Agriculture.

[*In Preparation.*]

In Large 8vo. Handsome Cloth. With numerous Illustrations.

*Each Volume Complete in Itself, and Sold Separately.*

## TECHNICAL MYCOLOGY:

*The Utilisation of Micro-organisms in the Arts and Manufactures.*

By DR. FRANZ LAFAR,

Prof. of Fermentation-Physiology and Bacteriology in the Technical High School, Vienna.

With an Introduction by DR. EMIL CHR. HANSEN, Principal of the Carlsberg  
Laboratory, Copenhagen.

TRANSLATED BY CHARLES T. C. SALTER.

Vol. I.—SCHIZOMYCETIC FERMENTATION. 15s.

Vol. II., Part I.—EUMYCETIC FERMENTATION. 7s. 6d.

"The first work of the kind which can lay claim to completeness in the treatment of a fascinating subject. The plan is admirable, the classification simple, the style is good, and the tendency of the whole volume is to convey sure information to the reader."—*Lancet*.

Crown 8vo, Handsome Cloth. With Diagrams. 7s. 6d. net.

[*Companion Volume to "FERMENTS," by the same Author.*]

## TOXINES AND ANTITOXINES.

By CARL OPPENHEIMER, Ph.D., M.D.,

Of the Physiological Institute at Erlangen.

TRANSLATED FROM THE GERMAN BY

C. AINSWORTH MITCHELL, B.A., F.I.C., F.C.S.

With Notes, and Additions by the Author, since the publication of the German Edition.

"For wealth of detail, we have no small work on Toxines which equals the one under review."—*Medical Times*.

LONDON: CHARLES GRIFFIN & CO., LIMITED. EXETER STREET, STRAND

In Crown 8vo, Handsome Cloth. Price 7s. 6d. net.

## **F E R M E N T S** **A N D T H E I R A C T I O N S .**

*A Text-book on the Chemistry and Physics of Fermentative Changes.*

BY CARL OPPENHEIMER, PH. D., M. D.,  
Of the Physiological Institute at Erlangen.

TRANSLATED FROM THE GERMAN BY

C. AINSWORTH MITCHELL, B.A., F.I.C., F.C.S.

**ABBREGED CONTENTS.**—Introduction.—Definition.—Chemical Nature of Ferments.—Influence of External Factors.—Mode of Action.—Physiological Action.—Secretion.—Importance of Ferments to Vital Action.—Proteolytic Ferments.—Trypsin.—Bacteriolytic and Hemolytic Ferments.—Vegetable Ferments.—Coagulating Ferments.—Saccharifying Ferments.—Diastases.—Polysaccharides.—Enzymes.—Ferments which decompose Glucosides.—Hydrolytic Ferments.—Lactic Acid Fermentation.—Alcoholic Fermentation.—Biology of Alcoholic Fermentation.—Oxydases.—Oxidising Fermentation.—Bibliography.—INDEX.

"Such a veritable *multum in parvo* has never yet appeared."—*Brewers' Journal*.

THIRD EDITION. In Handsome Cloth. Fully Illustrated. 21s. net.

## **P R I N C I P L E S A N D P R A C T I C E O F B R E W I N G .** **F O R T H E U S E O F S T U D E N T S A N D P R A C T I C A L M E N .**

BY WALTER J. SYKES.

REVISED BY ARTHUR R. LING, F.I.C., F.C.S.,  
Editor of the Journal of the Institute of Brewing.

**CONTENTS.**—Physical Principles Involved.—The Chemistry of Brewing.—The Microscope.—Vegetable Biology.—Fermentation.—Water.—Barley and Malt.—Arrangement of Brewery Plant.—Quantities of Materials.—Fermentation.—Antiseptics.—Finings.—Characteristics of Beer.—Diseases of Beer.—INDEX.

In Crown 8vo. Handsome Cloth. Fully Illustrated. 6s. net.

## **P E A T : I t s U s e a n d M a n u f a c t u r e .**

BY PHILIP R. BJÖRLING, Consulting Hydraulic Engineer,  
AND FREDERICK T. GISSING.

**GENERAL CONTENTS.**—Introduction.—The Formation of Peat.—Area and Depth of Bogs in Principal Countries.—Manufacture of Peat Fuel, &c.—Cut Peat, Dredged Peat, and Manufactured Peat.—Machinery employed in the Manufacture of Peat Fuel.—Peat Moss Litter, and the Machinery employed in its Manufacture.—Peat Charcoal and its Manufacture.—Cost of making Peat Fuel and Charcoal.—Other Productions derived from Peat, such as Tar, Manure, Candles, Dyes, Paper, &c.—BIBLIOGRAPHY.—INDEX.

"A vast amount of valuable information . . . excellent illustrations."—*Times Engineering Supplement*.

"The treatment throughout is clear and interesting . . . excellent plates."—*Engineering*.

In Crown 8vo. Handsome Cloth. With 30 Illustrations. 6s. net.

## **T H E C L A Y W O R K E R ' S H A N D B O O K .**

*An Epitome of the Materials and Methods employed in Brickmaking and Pottery.*

BY THE AUTHOR OF "THE CHEMISTRY OF CLAYWORKING," &c.

**GENERAL CONTENTS.**—Materials used in Clayworking: Clays, Engobes, Glazes, Colours, Water, Fuel, Oils, and Lubricants.—The Preparation of the Clay, Mining and Quarrying, Weathering, Washing, Grinding, Tempering, and Pugging.—Machinery: Boilers, Engines, General Machinery, Sieves, Mixing Machinery, Presses, &c.—Dryers and Drying.—Engobing and Glazing.—Setting or Charging, Transport.—Kilns.—Firing.—Discharging, Sorting, and Packing.—Defects and Waste.—Tests, Analysis and Control.—BIBLIOGRAPHY.—TABLES.—INDEX.

"We can thoroughly recommend this handy little book to all our readers."—*Brick and Pottery Trades' Journal*.

LONDON: CHARLES GRIFFIN & CO., LIMITED, EXETER STREET, STRAND.

AUTHORISED ENGLISH TRANSLATION.

In Large 8vo. Cloth. With about 150 Illustrations and 350 pages.

A MANUAL OF  
**THE PRINCIPLES OF SEWAGE TREATMENT.**

BY PROF. DUNBAR,

Director of the Institute of State Hygiene, Hamburg.

TRANSLATED BY HARRY T. CALVERT, M.Sc., Ph.D., F.I.C.,  
Of the West Riding of Yorkshire Water Board.

\*.\* Professor Dunbar presents the subject in a logical and thoroughly scientific manner, and deals, not only with German conditions, but also very largely with those of this country and America, many of the admirable illustrations being English and American.

*Beautifully Illustrated, with Numerous Plates, Diagrams, and  
Figures in the Text. 21s. net.*

**TRADES' WASTE:**

**ITS TREATMENT AND UTILISATION.**

Handbook for Borough Engineers, Surveyors, Architects, and Analysts.

BY W. NAYLOR, F.O.S., A.M. INST. C.E.,

Chief Inspector of Rivers, Ribble Joint Committee.

CONTENTS.—I. Introduction.—II. Chemical Engineering.—III.—Wool De-greasing and Grease Recovery.—IV. Textile Industries; Calico Bleaching and Dyeing.—V. Dyeing and Calico-Printing.—VI. Tanning and Fellmongery.—VII. Brewery and Distillery Waste.—VIII. Paper Mill Refuse.—IX. General Trades' Waste.—INDEX.

"There is probably no person in England to-day better fitted to deal rationally with such a subject."—*British Sanitarian.*

In Handsome Cloth. With 59 Illustrations. 6s. net.

**SMOKE ABATEMENT.**

*A Manual for the Use of Manufacturers, Inspectors, Medical Officers of Health, Engineers, and Others.*

BY WILLIAM NICHOLSON,

Chief Smoke Inspector to the Sheffield Corporation.

CONTENTS.—Introduction.—General Legislation against the Smoke Nuisance.—Local Legislation.—Foreign Laws.—Smoke Abatement.—Smoke from Boilers, Furnaces, and Kilns.—Private Dwelling-House Smoke.—Chimneys and their Construction.—Smoke Preventers and Fuel Savers.—Waste Gases from Metallurgical Furnaces.—Summary and Conclusions.—INDEX.

"We welcome such an adequate statement on an important subject."—*British Medical Journal.*

SECOND EDITION. In Medium 8vo. Thoroughly Revised and Re-Written.  
15s. net.

**CALCAREOUS CEMENTS:**

*THEIR NATURE, PREPARATION, AND USES.*

*With some Remarks upon Cement Testing.*

BY GILBERT R. REDGRAVE, ASSOC. INST. C.E.,

Assistant Secretary for Technology, Board of Education, South Kensington,

AND CHARLES SPACKMAN, F.C.S.

"We can thoroughly recommend it as a first-class investment."—*Practical Engineer.*

LONDON: CHARLES GRIFFIN & CO., LIMITED, EXETER STREET, STRAND.

With Four Folding Plates and Numerous Illustrations. Large 8vo.  
8s. 6d. net.

## **WATER SUPPLY:**

*A Practical Treatise on the Selection of Sources and the Distribution of Water.*

By REGINALD E. MIDDLETON, M. INST. C. E., M. INST. MECH. E., F. S. I.

ABRIDGED CONTENTS.—Introductory.—Requirements as to Quality.—Requirements as to Quantity.—Storage Reservoirs.—Purification.—Service Reservoirs.—The Flow of Water through Pipes.—Distributing Systems.—Pumping Machines.—Special Requirements.

"As a companion for the student, and a constant reference for the technical man, we anticipate it will take an important position on the bookshelf."—*Practical Engineer*.

In Large Crown 8vo. Fully Illustrated. In Two Volumes.

VOLUME I. FOURTH EDITION. Price 7s. 6d. net.

" II. THIRD EDITION. READY SHORTLY.

THE CHEMISTRY OF

## **GAS MANUFACTURE:**

*A Hand-Book on the Production, Purification, and Testing of Illuminating Gas, and the Assay of the Bye-Products of Gas Manufacture.*

By W. J. ATKINSON BUTTERFIELD, M.A., F.I.C., F.O.S.,  
Formerly Head Chemist, Gas Works, Beckton, London, E.

"The BEST WORK of its kind which we have ever had the pleasure of reviewing."—*Journal of Gas Lighting*.

With Diagrams and Illustrations. 5s. net.

## **ACETYLENE:**

THE PRINCIPLES OF ITS GENERATION AND USE.

By F. H. LEEDS, F.I.C., F.C.S.,

Member of the Society of Public Analysts and of the Acetylene Association;

AND W. J. ATKINSON BUTTERFIELD, M.A., F.I.C., F.C.S.,  
Consulting Chemist, Author of "The Chemistry of Gas Manufacture."

"Brimful of information."—*Chem. Trade Journal*.

"We can thoroughly recommend the book to the manufacturer as a reliable work of reference, to the user as supplying valuable hints on apparatus and methods of procedure, and to the student as a safe and certain guide."—*Acetylene*.

Large 8vo. Handsome Cloth. Price 16s. net.

## **FIRE AND EXPLOSION RISKS:**

*A Handbook of the Detection, Investigation, and Prevention of Fires and Explosions.*

By DR. VON SCHWARTZ.

Translated from the Revised German Edition

By C. T. C. SALTER.

ABRIDGED GENERAL CONTENTS.—Fires and Explosions of a General Character—Dangers arising from Sources of Light and Heat.—Dangerous Gases.—Risks Attending Special Industries.—Materials Employed.—Agricultural Products.—Fats, Oils, and Resins.—Mineral Oils and Tar.—Alcohol, &c.—Metals, Oxides, Acids, &c.—Lightning Ignition Appliances, Fireworks.

"The work affords a wealth of information on the chemistry of fire and kindred topics."—*Fire and Water*.

"A complete and useful survey of a subject of wide interest and vital importance."—*Oil and Colourman's Journal*.

LONDON: CHARLES GRIFFIN & CO., LIMITED, EXETER STREET, STRAND.

THIRTEENTH EDITION, Thoroughly Revised. The Appendix on Sanitary Law being Entirely Re-Written for this Edition. Price 6s.

## PRACTICAL SANITATION: A HAND-BOOK FOR SANITARY INSPECTORS AND OTHERS INTERESTED IN SANITATION.

By GEORGE REID, M.D., D.P.H.,  
*Fellow, Mem. Council, and Examiner, Sanitary Institute of Great Britain,  
and Medical Officer to the Staffordshire County Council.*

With an Appendix on Sanitary Law.

By HERBERT MANLEY, M.A., M.B., D.P.H.,  
*Barrister-at-Law.*

GENERAL CONTENTS.—Introduction.—Water Supply: Drinking Water, Pollution of Water.—Ventilation and Warming.—Principles of Sewage Removal.—Details of Drainage; Refuse Removal and Disposal.—Sanitary and Insanitary Work and Appliances.—Details of Plumbers' Work.—House Construction.—Infection and Disinfection.—Food, Inspection of; Characteristics of Good Meat; Meat, Milk, Fish, &c., unfit for Human Food.—Appendix: Sanitary Law; Model Bye-Laws, &c.

"A VERY USEFUL HANDBOOK, with a very useful Appendix. We recommend it not only to SANITARY INSPECTORS, but to HOUSEHOLDERS and ALL interested in Sanitary Matters."—*Sanitary Record.*

In Handsome Cloth. With 53 Illustrations. 3s. 6d. net.

## LESSONS ON SANITATION.

By JOHN WM. HARRISON, M.R.SAN.I.,

*Mem. Incor. Assoc. Mun. and County Engineers; Surveyor, Wombwell, Yorks.*

CONTENTS.—Water Supply.—Ventilation.—Drainage.—Sanitary Building Construction.—Infectious Diseases.—Food Inspection.—Duties of an Inspector of Nuisances and Common Lodging-Houses.—Infectious Diseases Acts.—Factory and Workshop Acts.—Housing of the Working-Classes Act.—Shop Hours Acts.—Sale of Food and Drugs Acts.—The Margarine Acts.—Sale of Horseflesh, &c., Rivers Pollution.—Canal Boats Act.—Diseases of Animals.—Dairies, Cowsheds and Milkshops Order.—Model Bye-Laws.—Miscellaneous.—INDEX.

"Accurate, reliable, and compiled with conciseness and care."—*Sanitary Record.*

SECOND EDITION, Revised. In Crown 8vo. Handsome Cloth. Profusely Illustrated. 8s. 6d. net.

## SANITARY ENGINEERING:

*A Practical Manual of Town Drainage and Sewage and Refuse Disposal.*

*For Sanitary Authorities, Engineers, Inspectors, Architects,  
Contractors, and Students.*

By FRANCIS WOOD, A.M.INST.C.E., F.G.S.,

*Borough Engineer and Surveyor, Fulham; late Borough Engineer, Bacup, Lancs.*

### GENERAL CONTENTS.

Introduction.—Hydraulics.—Velocity of Water in Pipes.—Earth Pressures and Retaining Walls.—Powers.—House Drainage.—Land Drainage.—Sewers.—Separate System.—Sewage Pumping.—Sewer Ventilation.—Drainage Areas.—Sewers, Manholes, &c.—Trade Refuse.—Sewage Disposal Works.—Bacterial Treatment.—Sludge Disposal.—Construction and Cleansing of Sewers.—Refuse Disposal.—Chimneys and Foundations.

"The volume bristles with information which will be greedily read by those in need of assistance. The book is one that ought to be on the bookshelves of EVERY PRACTICAL ENGINEER."—*Sanitary Journal.*

"A VERITABLE POCKET COMPENDIUM of Sanitary Engineering. . . . A work which may, in many respects, be considered as COMPLETE . . . COMMENDABLY CAUTIOUS . . . INTERESTING . . . SUGGESTIVE."—*Public Health Engineer.*

LONDON: CHARLES GRIFFIN & CO., LIMITED, EXETER STREET, STRAND.

**VOL. I. NOW READY. IN HALF MOROCCO, 24s. NET.**

*In Two Volumes, each complete in itself.*

## PHYSICO-CHEMICAL TABLES

FOR THE USE OF ANALYSTS, PHYSICISTS, CHEMICAL  
MANUFACTURERS AND SCIENTIFIC CHEMISTS.

Volume I.—Chemical Engineering, Physical Chemistry.

Volume II.—Chemical Physics, Pure and Analytical Chemistry.  
*[Shortly.]*

By JOHN CASTELL-EVANS, F.I.C., F.C.S.,

Lecturer on Inorganic Chemistry and Metallurgy at the Finsbury Technical College.

The Tables may almost claim to be exhaustive, and embody and collate all the most recent data established by experimentalists at home and abroad. The volumes will be found invaluable to all engaged in research and experimental investigation in Chemistry and Physics.

The Work comprehends as far as possible ALL RULES AND TABLES required by the Analyst, Brewer, Distiller, Acid- and Alkali-Manufacturer, &c., &c.; and also the principal data in THERMO-CHEMISTRY, ELECTRO-CHEMISTRY, and the various branches of CHEMICAL PHYSICS. Every possible care has been taken to ensure perfect accuracy, and to include the results of the most recent investigations.

---

SECOND EDITION. *In Large 8vo. Handsome Cloth. Beautifully  
Illustrated. With Plates and Figures in the Text.*

## Road Making and Maintenance :

A PRACTICAL TREATISE FOR ENGINEERS,  
SURVEYORS, AND OTHERS.

WITH AN HISTORICAL SKETCH OF ANCIENT AND MODERN PRACTICE.

By THOS. AITKEN, ASSOC. M. INST. O. E.,

Member of the Association of Municipal and County Engineers; Member of the Sanitary Inst.; Surveyor to the County Council of Fife, Oupar Division.

WITH NUMEROUS PLATES, DIAGRAMS, AND ILLUSTRATIONS.

CONTENTS.—Historical Sketch.—Resistance of Traction.—Laying out New Roads.—Earthworks, Drainage, and Retaining Walls.—Road Materials, or Metal.—Quarrying.—Stone Breaking and Haulage.—Road-Rolling and Scarifying.—The Construction of New, and the Maintenance of existing Roads.—Carriage Ways and Foot Ways.

"The Literary style is EXCELLENT. . . . A COMPREHENSIVE and EXCELLENT Modern Book, an UP-TO-DATE work. . . . Should be on the reference shelf of every Municipal and County Engineer or Surveyor in the United Kingdom, and of every Colonial Engineer."—*The Surveyor.*

---

LONDON: CHARLES GRIFFIN & CO., LIMITED, EXETER STREET, STRAND.

In Large 8vo. Handsome Cloth. Profusely Illustrated.

A COMPREHENSIVE TREATISE, ON  
**COLOUR MANUFACTURE.**

Comprising the Manufacture, Investigation, and Practical Application of  
Colouring Matter.

BY GEORGE ZERR AND DR. R. RUBENKAMP.

TRANSLATED BY DR. C. MAYER, OF BURGDORF.

---

FOURTH EDITION, Revised and Enlarged. With Illustrations. 12s. 6d.

**PAINTERS' COLOURS, OILS, AND VARNISHES:**  
**A PRACTICAL MANUAL.**

BY GEORGE H. HURST, F.C.S.,

Member of the Society of Chemical Industry; Lecturer on the Technology of Painters' Colours, Oils, and Varnishes, the Municipal Technical School, Manchester.

GENERAL CONTENTS.—Introductory—THE COMPOSITION, MANUFACTURE, ASSAY, and ANALYSIS of PIGMENTS, White, Red, Yellow and Orange, Green, Blue, Brown, and Black—LAKES—Colour and Paint Machinery—Paint Vehicles (Oils, Turpentine, &c., &c.)—Driers—VARNISHES.

"A THOROUGHLY PRACTICAL book, . . . the ONLY English work that satisfactorily treats of the manufacture of oils, colours, and pigments."—*Chemical Trades Journal*.

---

In Crown 8vo. Handsome Cloth. With Illustrations. 5s.

**THE PAINTER'S LABORATORY GUIDE.**

A Student's Handbook of Paints, Colours, and Varnishes.

BY GEORGE H. HURST, F.C.S., M.S.C.I.

ABSTRACT OF CONTENTS.—Preparation of Pigment Colours.—Chemical Principles Involved.—Oils and Varnishes.—Properties of Oils and Varnishes.—Tests and Experiments.—Plants, Methods, and Machinery of the Paint and Varnish Manufactures.

"This excellent handbook, . . . the model of what a handbook should be."—*Oils, Colours, and Drysalteries*.

---

THIRD EDITION, Revised. In Crown 8vo. extra. With Numerous Illustrations and Plates (some in Colours), including Original Designs. 12s. 6d.

**Painting and Decorating:**

*A Complete Practical Manual for House  
Painters and Decorators.*

BY WALTER JOHN PEARCE,

LECTURER AT THE MANCHESTER TECHNICAL SCHOOL FOR HOUSE-PAINTING AND DECORATING

"A THOROUGHLY USEFUL BOOK . . . GOOD, SOUND, PRACTICAL INFORMATION in a CLEAR and CONCISE FORM."—*Plumber and Decorator*.

"A THOROUGHLY GOOD AND RELIABLE TEXT-BOOK. . . . SO FULL and COMPLETE that it would be difficult to imagine how anything further could be added about the Painter's craft."—*Builders' Journal*.

---

LONDON: CHARLES GRIFFIN & CO., LIMITED, EXETER STREET, STRAND.



SECOND EDITION. In Large 8vo. Handsome Cloth. With 4 Plates and Several Illustrations. 16s. net.

**THE CHEMISTRY OF INDIA RUBBER.**

A Treatise on the Nature of India Rubber, its Chemical and Physical Examination, and the Determination and Valuation of India Rubber Substitutes.

*Including the Outlines of a Theory on Vulcanisation.*

By CARL OTTO WEBER, Ph.D.

"Replete with scientific and also with technical interest. . . . The section on physical properties is a complete *résumé* of every thing known on the subject."—*India-rubber Journal*.

In Large Crown 8vo. Fully Illustrated. 5s. net.

**GLUE, GELATINE,  
AND THEIR ALLIED PRODUCTS,**

*A Practical Handbook for the Manufacturer, Agriculturist, and Student of Technology.*

By THOMAS LAMBERT,

Analytical and Technical Chemist.

CONTENTS.—Historical.—GLUE.—GELATINE.—Size and Isinglass.—Treatment of Effluents produced in Glue and Gelatine Making.—Liquid and other Glues, Cements, &c.—Uses of Glue and Gelatine.—Residual Products.—Analysis of Raw and Finished Products.—APPENDIX.—INDEX.

"A sufficient account of modern methods of working, chiefly from a practical standpoint. A book . . . of real value."—*Chemical News*.

In Large 8vo. Handsome Cloth. Fully Illustrated. 15s. net.

**LEATHER TRADES' CHEMISTRY.**

*A Practical Manual on the Analysis of Materials and Finished Products.*

By S. R. TROTMAN, M.A., F.I.C.,

Public Analyst for the City of Nottingham, Member of the International Association of Leather Trades' Chemists.

SYNOPSIS OF CONTENTS.—Standard Solutions.—Acids, Alkalies, &c.—Water.—Depilation and Deliming.—Fleshings, &c.—Glue.—Spent Liquors.—Mineral and Vegetable Tanning Agents.—Oils.—Soaps.—Varnishes.—Skin.—Leather.—Dyestuffs.—Degreasing Agents.—Effluents.—GLASSARY.—INDEX.

In Medium 8vo, Handsome Cloth. Fully Illustrated. 12s. 6d. net.

**PAPER TECHNOLOGY:**  
AN ELEMENTARY MANUAL ON THE MANUFACTURE, PHYSICAL QUALITIES,  
AND CHEMICAL CONSTITUENTS OF PAPER AND OF  
PAPERMAKING FIBRES.

With Selected Tables for Stationers, Publishers, and Others.

By R. W. SINDALL, F.C.S.

CONTENTS.—Introduction.—Technical Difficulties relating to Paper.—Rag Papers.—Esparto, Straw, Notes on Beating.—Wood Pulp.—Wood Pulp Papers.—Packing Papers—"Art" Papers.—The Physical Qualities of Paper.—The Chemical Constituents of Paper.—The Microscope.—Fibrous Materials used in Paper-making.—Analysis of a Sheet of Paper.—The C.B.S. Units.—Cellulose and its Derivatives.—History, Chronology, and Statistics.—Dictionary of Chemical Terms.—Glossary.—City and Guilds Questions.—INDEX.

"Exceedingly instructive and particularly useful."—*Paper Makers' Monthly Journal*.

In Large 8vo. Handsome Cloth. With Plates and Illustrations. 7s. 6d. net.

**THE MANUFACTURE OF INK.**

*A Handbook of the Production and Properties of Printing, Writing, and Copying Inks.*

By C. A. MITCHELL, B.A., F.I.C., F.C.S., & T. C. HEPWORTH.

"Thoroughly well arranged . . . and of a genuinely practical order."—*British Printer*.

LONDON: CHARLES GRIFFIN & CO., LIMITED, EXETER STREET, STRAND.

**THE TEXTILE INDUSTRIES.**

SECOND EDITION, *Thoroughly Revised Throughout. In Two Large Volumes. Handsome Cloth.*

**A MANUAL OF DYEING:**  
**FOR THE USE OF PRACTICAL DYERS, MANUFACTURERS, STUDENTS,**  
**AND ALL INTERESTED IN THE ART OF DYEING.**

BY

**E. KNECHT, Ph.D., F.I.C.,**

**CHR. RAWSON, F.I.C., F.C.S.,**

*Head of the Chemistry and Dyeing Department of the Technical School, Manchester; Editor of "The Journal of the Society of Dyers and Colourists;"*

*Late Head of the Chemistry and Dyeing Department of the Technical College, Bradford; Member Council of the Society of Dyers and Colourists;*

**AND RICHARD LOEWENTHAL, Ph.D.**

**GENERAL CONTENTS.**—Chemical Technology of the Textile Fabrics—Water—Washing and Bleaching—Acids, Alkalies, Mordants—Natural Colouring Matters—Artificial Organic Colouring Matters—Mineral Colours—Machinery used in Dyeing—Tinctorial Properties of Colouring Matters—Analysis and Valuation of Materials used in Dyeing, &c., &c.

"This authoritative and exhaustive work . . . the most complete we have yet seen on the subject."—*Textile Manufacturer.*

*In Large 8vo, Handsome Cloth. Pp. i-xv + 405. 16s. net.*

**THE SYNTHETIC DYESTUFFS,**

AND

**THE INTERMEDIATE PRODUCTS FROM WHICH THEY ARE DERIVED.**

By **JOHN CANNELL CAIN, D.Sc. (MANCHESTER AND TUBINGEN),**  
Technical Chemist,

AND **JOCELYN FIELD THORPE, Ph.D. (HEIDELBERG),**

Lecturer on Colouring Matters in the Victoria University of Manchester.

Part I. Theoretical. Part II. Practical. Part III. Analytical.

"We have no hesitation in describing this treatise as one of the most valuable books that has appeared. . . . Will give an impetus to the study of Organic Chemistry generally."—*Chemical Trade Journal.*

*Companion Volume to Knecht & Rawson's "Dyeing." In Large 8vo. Handsome Cloth, Library Style. 16s. net.*

A DICTIONARY OF

**DYES, MORDANTS, & OTHER COMPOUNDS**

**USED IN DYEING AND CALICO PRINTING.**

*With Formulae, Properties, and Applications of the various substances described, and concise directions for their Commercial Valuation, and for the Detection of Adulterants.*

By **CHRISTOPHER RAWSON, F.I.C., F.C.S.,**

Consulting Chemist to the Behar Indigo Planters' Association; Co-Author of "A Manual of Dyeing;"

**WALTER M. GARDNER, F.C.S.,**

Head of the Department of Chemistry and Dyeing, Bradford Municipal Technical College; Editor of the "Journ. Soc. Dyers and Colourists;"

AND **W. F. LAYCOOK, Ph.D., F.C.S.,**

Analytical and Consulting Chemist.

"Turn to the book as one may on any subject, or any substance in connection with the trade, and a reference is sure to be found. The authors have apparently left nothing out."—*Textile Mercury.*

**LONDON: CHARLES GRIFFIN & CO., LIMITED, EXETER STREET, STRAND.**

In Crown 8vo. Cloth. With Numerous Illustrations.  
**THE COTTON WEAVERS' HANDBOOK.**  
*A Practical Guide to the Construction and Costing of Cotton Fabrics,  
 with Studies in Design.*

By HENRY B. HEYLIN,  
 Of the Royal Technical Institute, Salford.

Large 8vo. Profusely Illustrated with Plates and Figures in the Text.  
 16s. net.

**THE SPINNING AND TWISTING OF LONG  
 VEGETABLE FIBRES**

(FLAX, HEMP, JUTE, TOW, & RAMIE).

*A Practical Manual of the most Modern Methods as applied to the Hackling, Carding,  
 Preparing, Spinning, and Twisting of the Long Vegetable Fibres of Commerce.*

By HERBERT R. CARTER, Belfast and Lille.

GENERAL CONTENTS.—Long Vegetable Fibres of Commerce.—Rise and Growth of  
 the Spinning Industry.—Raw Fibre Markets.—Purchasing Raw Material.—Storing and  
 Preliminary Operations.—Hackling.—Sorting.—Preparing.—Tow Carding and Mixing.—  
 Tow Combing.—Gill Spinning.—The Roving Frame.—Dry and Demi-sec Spinning.—Wet  
 Spinning.—Spinning Waste.—Yarn Reeling.—Manufacture of Threads, Twines, and  
 Cords.—Rope Making.—The Mechanical Department.—Modern Mill Construction.—  
 Steam and Water Power.—Power Transmission.

"Meets the requirements of the Mill Manager or Advanced Student in a manner  
 perhaps more than satisfactory. . . . We must highly commend the work as repre-  
 senting up-to-date practice."—*Nature*.

*In Large 8vo, Handsome Cloth, with Numerous Illustrations. 9s. net.*

**TEXTILE FIBRES OF COMMERCE.**  
 A HANDBOOK OF

The Occurrence, Distribution, Preparation, and Industrial  
 Uses of the Animal, Vegetable, and Mineral  
 Products used in Spinning and Weaving.

By WILLIAM I. HANNAN,

Lecturer on Botany at the Ashton Municipal Technical School, Lecturer on Cotton  
 Spinning at the Chorley Science and Art School, &c.

With Numerous Photo Engravings from Nature.

"USEFUL INFORMATION. . . . ADMIRABLE ILLUSTRATIONS. . . . The information  
 is not easily attainable, and in its present convenient form will be valuable."—*Textile  
 Recorder*.

In Large 8vo, with Illustrations and Printed Patterns. Price 21s.

**TEXTILE PRINTING:**  
 A PRACTICAL MANUAL,  
 Including the Processes Used in the Printing of  
 COTTON, WOOLLEN, SILK, and HALF-  
 SILK FABRICS.

By C. F. SEYMOUR ROTHWELL, F.C.S.,

Mem. Soc. of Chemical Industries; late Lecturer at the Municipal Technical School,  
 Manchester.

"BY FAR THE BEST and MOST PRACTICAL BOOK ON TEXTILE PRINTING which has yet been  
 brought out, and will long remain the standard work on the subject. It is essentially  
 practical in character."—*Textile Mercury*.

"THE MOST PRACTICAL MANUAL OF TEXTILE PRINTING which has yet appeared. We have  
 no hesitation in recommending it."—*The Textile Manufacturer*.

LONDON: CHARLES GRIFFIN & CO., LIMITED, EXETER STREET, STRAND.

Large 8vo. Handsome Cloth. 12s. 6d.

## BLEACHING & CALICO-PRINTING.

A Short Manual for Students and  
Practical Men.

BY GEORGE DUERR,

Director of the Bleaching, Dyeing, and Printing Department at the Accrington and Bacup  
Technical Schools; Chemist and Colourist at the Irwell Print Works.

ASSISTED BY WILLIAM TURNBULL

(of Turnbull & Stockdale, Limited).

With Illustrations and upwards of One Hundred Dyed and Printed Patterns  
designed specially to show various Stages of the Processes described.

**GENERAL CONTENTS.**—COTTON, Composition of; BLEACHING, New Processes; PRINTING, Hand-Block; Flat-Press Work; Machine Printing—MORDANTS—STYLES OF CALICO-PRINTING: The Dyed or Madder Style, Resist Padded Style, Discharge and Extract Style, Chromed or Raised Colours, Insoluble Colours, &c.—Thickeners—Natural Organic Colouring Matters—Tannin Matters—Oils, Soaps, Solvents—Organic Acids—Salts—Mineral Colours—Coal Tar Colours—Dyeing—Water, Softening of—Theory of Colours—Weights and Measures, &c.

"When a READY WAY out of a difficulty is wanted, it is IN BOOKS LIKE THIS that it is found."—*Textile Recorder*.

"MR. DUERR'S WORK will be found MOST USEFUL. . . . The information given is of GREAT VALUE. . . . The Recipes are THOROUGHLY PRACTICAL."—*Textile Manufacturer*.

AT PRESS. In Handsome Cloth. With 76 Illustrations.

## DYEING AND CLEANING.

BY FRANK J. FARRELL, M.Sc., &c.

**GENERAL CONTENTS.**—Technology of the Textile Fibres.—Dry Cleaning.—Wet Cleaning.—Dyeing.—Dry Dyeing.—Special Methods, Cleaning and Dyeing Skin Rugs, Feathers, and Hats.—Finishing.—APPENDICES.—INDEX.

*This practical and exhaustive handbook will be found of unusual value to those engaged in or interested in the art of Dyeing and Cleaning.*

LONDON: CHARLES GRIFFIN & CO., LIMITED, EXETER STREET. STRAND.

"Boys COULD NOT HAVE A MORE ALLURING INTRODUCTION to scientific pursuits than these charming-looking volumes."—Letter to the Publishers from the Headmaster of one of our great Public Schools.

Handsome Cloth, 7s. 6d. Gilt, for Presentation, 8s. 6d.

## OPEN-AIR STUDIES IN BOTANY:

### SKETCHES OF BRITISH WILD FLOWERS IN THEIR HOMES.

By R. LLOYD PRAEGER, B.A., M.R.I.A.

Illustrated by Drawings from Nature by S. Rosamond Praeger,  
and Photographs by R. Welch.

GENERAL CONTENTS.—A Daisy-Starred Pasture—Under the Hawthorns—By the River—Along the Shingle—A Fragrant Hedgerow—A Connemara Bog—Where the Samphire grows—A Flowery Meadow—Among the Corn (a Study in Weeds)—In the Home of the Alpines—A City Rubbish-Heap—Glossary.

"A FRESH AND STIMULATING book . . . should take a high place . . . The illustrations are drawn with much skill."—*The Times*.

"BEAUTIFULLY ILLUSTRATED. . . One of the MOST ACCURATE as well as INTERESTING books of the kind we have seen."—*Athenaeum*.

"Redolent with the scent of woodland and meadow."—*The Standard*.

With 12 Full-Page Illustrations from Photographs. Cloth.  
Second Edition, Revised. 8s. 6d.

## OPEN-AIR STUDIES IN GEOLOGY:

### An Introduction to Geology Out-of-doors.

By GRENVILLE A. J. COLE, F.G.S., M.R.I.A.,

Professor of Geology in the Royal College of Science for Ireland,  
and Examiner in the University of London.

GENERAL CONTENTS.—The Materials of the Earth—A Mountain Hollow—Down the Valley—Along the Shore—Across the Plains—Dead Volcanoes—A Granite Highland—The Annals of the Earth—The Surrey Hills—The Folds of the Mountains.

"The FASCINATING 'OPEN-AIR STUDIES' of PROF. COLE give the subject a glow of ANIMATION . . . cannot fail to arouse keen interest in geology."—*Geological Magazine*.

"A CHARMING BOOK, beautifully illustrated."—*Athenaeum*.

Beautifully Illustrated. With a Frontispiece in Colours, and Numerous  
Specially Drawn Plates by Charles Whymper. 7s. 6d.

## OPEN-AIR STUDIES IN BIRD-LIFE:

### SKETCHES OF BRITISH BIRDS IN THEIR HAUNTS.

By CHARLES DIXON.

The Spacious Air.—The Open Fields and Downs.—In the Hedgerows.—On Open Heath and Moor.—On the Mountains.—Amongst the Evergreens.—Copse and Woodland.—By Stream and Pool.—The Sandy Wastes and Mudflats.—Sea-laved Rocks.—Birds of the Cities.—INDEX.

"Enriched with excellent illustrations. A welcome addition to all libraries."—*Westminster Review*.

LONDON: CHARLES GRIFFIN & CO., LIMITED, EXETER STREET, STRAND.

Twenty-fourth Annual Issue. Handsome cloth, 7s. 6d.  
(To Subscribers, 6s.).

## THE OFFICIAL YEAR-BOOK

OF THE

SCIENTIFIC AND LEARNED SOCIETIES OF GREAT BRITAIN  
 AND IRELAND.

COMPILED FROM OFFICIAL SOURCES.

*Comprising (together with other Official Information) LISTS of the PAPER8 read during the Session 1906-1907 before all the LEADING SOCIETIES throughout the Kingdom engaged in the following Departments of Research:—*

- |  |  |
|--|--|
| § 1. Science Generally: <i>i.e.</i> , Societies occupying themselves with several Branches of Science, or with Science and Literature jointly. | § 6. Economic Science and Statistics.                  |
| § 2. Mathematics and Physics.  | § 7. Mechanical Science, Engineering, and Architecture |
| § 3. Chemistry and Photography.  | § 8. Naval and Military Science.                       |
| § 4. Geology, Geography, and Mineralogy.   | § 9. Agriculture and Horticulture.                     |
| § 5. Biology, including Microscopy and Anthropology.   | § 10. Law.   |
|  | § 11. Literature                                       |
|  | § 12. Psychology.                                      |
|  | § 13. Archæology.                                      |

§ 14. MEDICINE.

"FILLS A VERY REAL WANT."—*Engineering.*

"INDISPENSABLE to any one who may wish to keep himself abreast of the scientific work of the day."—*Edinburgh Medical Journal.*

"The YEAR-BOOK OF SOCIETIES is a Record which ought to be of the greatest use for the progress of Science."—*Lord Playfair, F.R.S., K.C.B., M.P., Past-President of the British Association.*

"It goes almost without saying that a Handbook of this subject will be in time one of the most generally useful works for the library or the desk."—*The Times.*

"British Societies are now well represented in the 'Year-Book of the Scientific and Learned Societies of Great Britain and Ireland.'"—(Art. "Societies" in New Edition of "Encyclopædia Britannica," vol. xxii.)

Copies of the FIRST ISSUE, giving an Account of the History, Organization, and Conditions of Membership of the various Societies, and forming the groundwork of the Series, may still be had, price 7/6. *Also Copies of the Issues following.*

The YEAR-BOOK OF SOCIETIES forms a complete INDEX TO THE SCIENTIFIC WORK of the sessional year in the various Departments. It is used as a HANDBOOK in all our great SCIENTIFIC CENTRES, MUSEUMS, and LIBRARIES throughout the Kingdom, and has become an INDISPENSABLE BOOK OF REFERENCE to every one engaged in Scientific Work.

READY IN OCTOBER EACH YEAR.

LONDON: CHARLES GRIFFIN & CO., LIMITED, EXETER STREET, STRAND.

